



# DW Series 30mm Inductive Proximity Sensors



## M30 (30mm)

- Flush and non-flush models
- LED status indicator
- IP67 rated
- Two M30 lock nuts included
- Complete overload protection
- Lifetime warranty
- IO Link (PNP N.O. models only)

DW Series M30 Inductive Proximity Sensor Selection Chart											
Part Number	Price	Frequency	Sensing Range	Mounting	Output State	Logic	Connection	Wiring	Weight (g)	Drawing Link	
<b>Standard Sensing Distance</b>											
<a href="#">DW-AS-601-M30-002</a>	\$25.00	1200Hz	10mm	Flush	N.O.	NPN	M12 quick-disconnect	Diagram 1	130	<a href="#">PDF</a>	
<a href="#">DW-AS-603-M30-002</a>	\$25.00	1200Hz	10mm	Flush	N.O.	PNP	M12 quick-disconnect	Diagram 2	130	<a href="#">PDF</a>	
<a href="#">DW-AS-604-M30-002</a>	\$25.00	1200Hz	10mm	Flush	N.C.	PNP	M12 quick-disconnect	Diagram 3	130	<a href="#">PDF</a>	
<a href="#">DW-AS-611-M30-002</a>	\$25.00	700Hz	15mm	Non-flush	N.O.	NPN	M12 quick-disconnect	Diagram 1	125	<a href="#">PDF</a>	
<a href="#">DW-AS-613-M30-002</a>	\$25.00	700Hz	15mm	Non-flush	N.O.	PNP	M12 quick-disconnect	Diagram 2	125	<a href="#">PDF</a>	
<a href="#">DW-AS-614-M30-002</a>	\$25.00	700Hz	15mm	Non-flush	N.C.	PNP	M12 quick-disconnect	Diagram 3	125	<a href="#">PDF</a>	
<b>Extended Sensing Distance</b>											
<a href="#">DW-AS-631-M30-002</a>	\$29.00	200Hz	25mm	Non-flush	N.O.	NPN	M12 quick-disconnect	Diagram 1	125	<a href="#">PDF</a>	
<a href="#">DW-AS-633-M30-002</a>	\$29.00	200Hz	25mm	Non-flush	N.O.	PNP	M12 quick-disconnect	Diagram 2	125	<a href="#">PDF</a>	

## Wiring Diagrams

Diagram 1

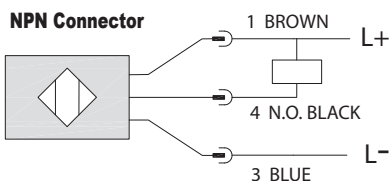
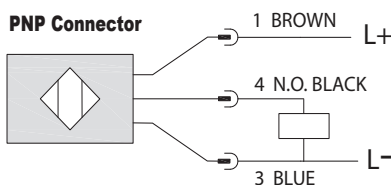


Diagram 2

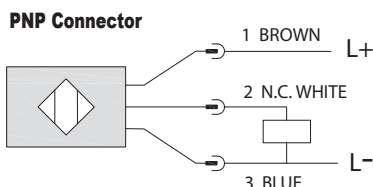


Connectors

M12 connector



Diagram 3



# DW Series 30mm Inductive Proximity Sensors

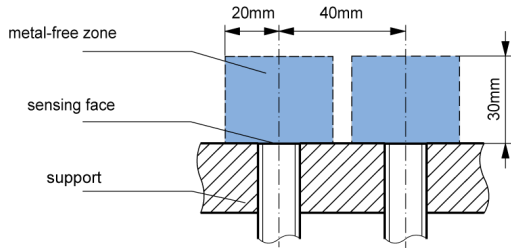
DW Series M30 Specifications			
Sensor	DW-Ax-60x-M30	DW-Ax-61x-M30	DW-Ax-63x-M30
Mounting Type	Flush	Non-flush	
Nominal Sensing Distance	10mm	15mm	25mm
Operating Distance	-		
Material Correction Factors	See the <a href="#">Material influence table</a>		
Output Type	NPN or PNP, N.O. or N.C.		
Operating Voltage	10 to 30 VDC		
No-load Supply Current	≤ 10mA		
Operating (Load) Current	≤ 200mA		
Off-state (Leakage) Current	≤ 0.1 mA		
Voltage Drop	≤ 2 V @ 200mA		
Switching Frequency	1200Hz	700Hz	200Hz
Differential Travel (% of Nominal Distance)	< 20%		
Repeat Accuracy	0.50 mm	0.75 mm	
Ripple	≤ 20%		
Time Delay Before Availability (tv)	≤ 70ms	≤ 60ms	
Reverse Polarity Protection	Yes		
Short-Circuit Protection	Yes		
Operating Temperature	-25 to 70°C [-13 to 158°F]		
Protection Degree (DIN 40050)	IP67		
Indication/Switch Status	Indicator LED, Yellow, Solid (When the target is between 0-80% of Range, the LED will be solid) Indicator LED, Yellow, Blinking (When the target is between 80-100% of Range, the LED will blink to let you know it is nearing max range)		
Housing Material	Chrome Plated Brass	Nickel Plated Brass	
Sensing Face Material	PBTP (Crastin)		
Shock/Vibration	IEC 60947-5-2/7.4		
Tightening Torque	70 Nm		
Connection	4-Pole M12 connection		
IO-Link	IO-Link [PNP, N.O. version only]		
Agency Approvals	CE, cULus E239373		

To obtain the most current agency approval information, see the Agency Approval Checklist section on the specific part number's web page.

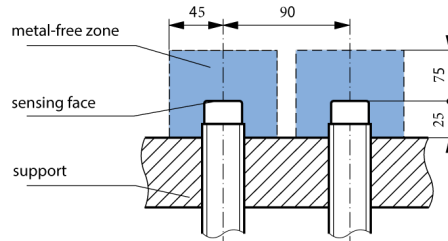
# DW Series 30mm Inductive Proximity Sensors

## Installation

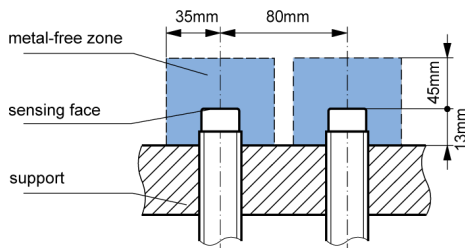
**DW-Ax-60x-M30**



**DW-Ax-63x-M30**

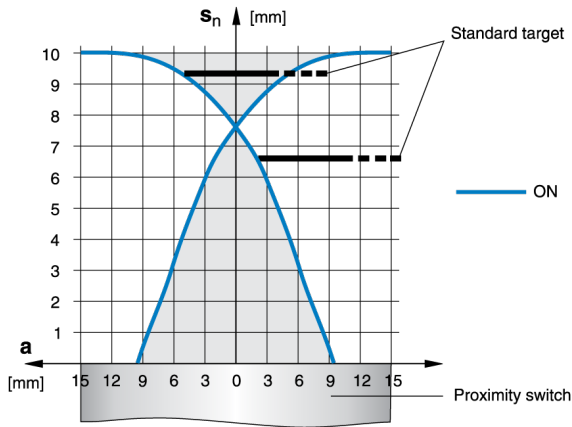


**DW-Ax-61x-M30**

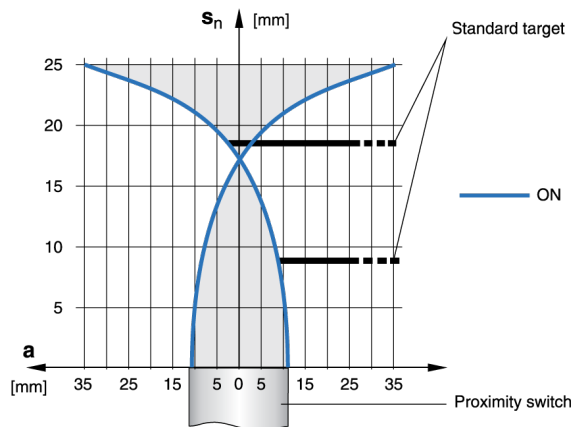


## Response Diagram

**DW-Ax-60x-M30**



**DW-Ax-63x-M30**



**DW-Ax-61x-M30**

