



DW Series 30mm Inductive Proximity Sensors



M30 (30mm)

- Flush and non-flush models
- LED status indicator
- IP67 rated
- Two M30 lock nuts included
- Complete overload protection
- Lifetime warranty
- IO Link (PNP N.O. models only)

DW Series M30 Inductive Proximity Sensor Selection Chart										
Part Number	Price	Frequency	Sensing Range	Mounting	Output State	Logic	Connection	Wiring	Weight (g)	Drawing Link
Standard Sensing Distance										
DW-AS-601-M30-002	\$25.00	1200Hz	10mm	Flush	N.O.	NPN	M12 quick-disconnect	Diagram 1	130	PDF
DW-AS-603-M30-002	\$25.00	1200Hz	10mm	Flush	N.O.	PNP	M12 quick-disconnect	Diagram 2	130	PDF
DW-AS-604-M30-002	\$25.00	1200Hz	10mm	Flush	N.C.	PNP	M12 quick-disconnect	Diagram 3	130	PDF
DW-AS-611-M30-002	\$25.00	700Hz	15mm	Non-flush	N.O.	NPN	M12 quick-disconnect	Diagram 1	125	PDF
DW-AS-613-M30-002	\$25.00	700Hz	15mm	Non-flush	N.O.	PNP	M12 quick-disconnect	Diagram 2	125	PDF
DW-AS-614-M30-002	\$25.00	700Hz	15mm	Non-flush	N.C.	PNP	M12 quick-disconnect	Diagram 3	125	PDF
Extended Sensing Distance										
DW-AS-631-M30-002	\$29.00	200Hz	25mm	Non-flush	N.O.	NPN	M12 quick-disconnect	Diagram 1	125	PDF
DW-AS-633-M30-002	\$29.00	200Hz	25mm	Non-flush	N.O.	PNP	M12 quick-disconnect	Diagram 2	125	PDF

Wiring Diagrams

Diagram 1

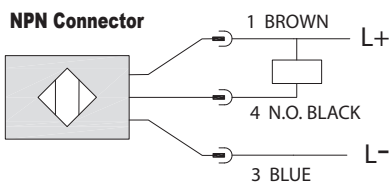
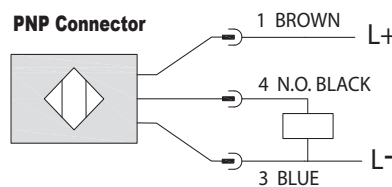


Diagram 2



Connectors

M12 connector

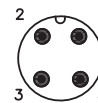
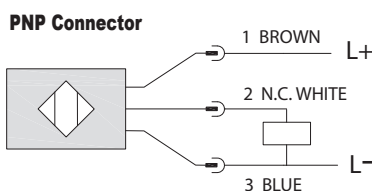


Diagram 3



DW Series 30mm Inductive Proximity Sensors

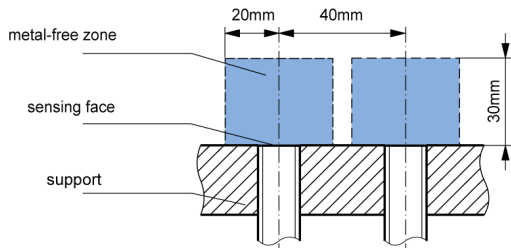
DW Series M30 Specifications			
Sensor	DW-Ax-60x-M30	DW-Ax-61x-M30	DW-Ax-63x-M30
Mounting Type	Flush	Non-flush	
Nominal Sensing Distance	10mm	15mm	25mm
Operating Distance	-		
Material Correction Factors	See the Material influence table		
Output Type	NPN or PNP, N.O. or N.C.		
Operating Voltage	10 to 30 VDC		
No-load Supply Current	≤ 10mA		
Operating (Load) Current	≤ 200mA		
Off-state (Leakage) Current	≤ 0.1 mA		
Voltage Drop	≤ 2 V @ 200mA		
Switching Frequency	1200Hz	700Hz	200Hz
Differential Travel (% of Nominal Distance)	< 20%		
Repeat Accuracy	0.50 mm	0.75 mm	
Ripple	≤ 20%		
Time Delay Before Availability (tv)	≤ 70ms	≤ 60ms	
Reverse Polarity Protection	Yes		
Short-Circuit Protection	Yes		
Operating Temperature	-25 to 70°C [-13 to 158°F]		
Protection Degree (DIN 40050)	IP67		
Indication/Switch Status	Indicator LED, Yellow, Solid (When the target is between 0-80% of Range, the LED will be solid) Indicator LED, Yellow, Blinking (When the target is between 80-100% of Range, the LED will blink to let you know it is nearing max range)		
Housing Material	Chrome Plated Brass	Nickel Plated Brass	
Sensing Face Material	PBTP (Crastin)		
Shock/Vibration	IEC 60947-5-2/7.4		
Tightening Torque	70 Nm		
Connection	4-Pole M12 connection		
IO-Link	IO-Link [PNP, N.O. version only]		
Agency Approvals	CE, cULus E239373		

To obtain the most current agency approval information, see the Agency Approval Checklist section on the specific part number's web page.

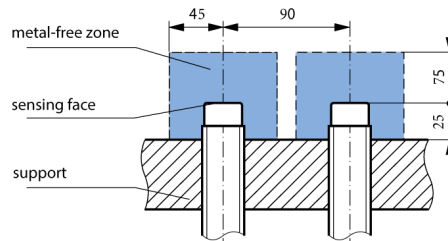
DW Series 30mm Inductive Proximity Sensors

Installation

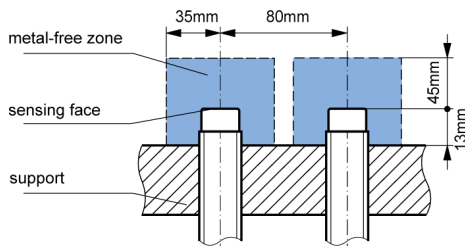
DW-Ax-60x-M30



DW-Ax-63x-M30

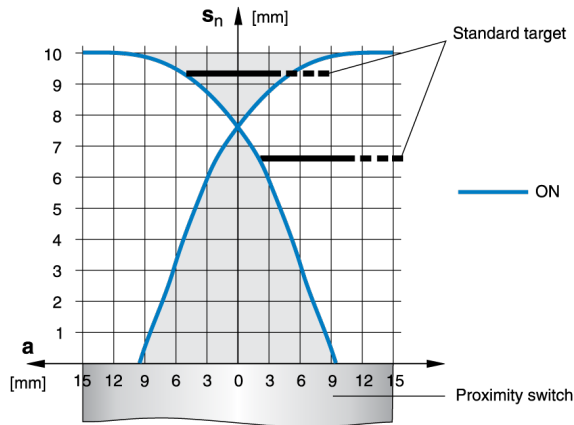


DW-Ax-61x-M30

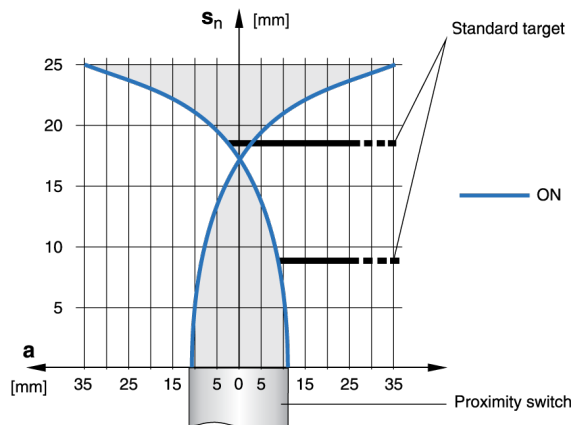


Response Diagram

DW-Ax-60x-M30



DW-Ax-63x-M30



DW-Ax-61x-M30

