



# DW Series 20 x 32mm Stainless Steel Proximity Sensors

## Miniature 20 x 32mm Stainless Steel – DC



- Miniature 20mm x 32mm proximity sensor
- Complete overload protection
- IP68/IP69K rated
- Stainless steel construction
- One-piece for harsh duty applications
- LED status indicator
- Lifetime warranty
- IO-Link models available



### DW Series 20 x 32mm Inductive Proximity Selection Chart

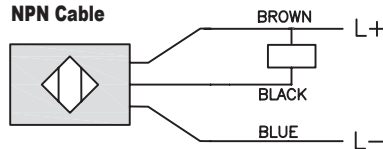
Part Number	Price	Size	Sensing Range	Mounting	Output State	Logic	Connection	Wiring	Dimensions
<b>Extended Distance</b>									
<a href="#"><u>DW-AD-701-C23</u></a>	\$98.00	20 x 32 x 8 mm [0.79 x 1.26 x 0.31 in]	7mm [0.276 in]	Flush	N.O.	NPN	2m [6.5 ft] axial cable	Diagram 1	Figure 1
<a href="#"><u>DW-AD-703-C23*</u></a>	\$98.00				N.O.	PNP	2m [6.5 ft] axial cable	Diagram 2	Figure 1
<a href="#"><u>DW-AV-701-C23-276</u></a>	\$98.00				N.O.	NPN	M8 with 0.2 m (0.66 ft) cable	Diagram 3	Figure 2
<a href="#"><u>DW-AV-703-C23-276*</u></a>	\$98.00				N.O.	PNP	M8 with 0.2 m (0.66 ft) cable	Diagram 4	Figure 2
<a href="#"><u>DW-AD-702-C23</u></a>	\$95.00				N.C.	NPN	2m [6.5 ft] axial cable	Diagram 1	Figure 1
<a href="#"><u>DW-AD-704-C23</u></a>	\$95.00				N.C.	PNP	2m [6.5 ft] axial cable	Diagram 2	Figure 1
<a href="#"><u>DW-AV-702-C23-276</u></a>	\$95.00				N.C.	NPN	M8 with 0.2 m (0.66 ft) cable	Diagram 3	Figure 2
<a href="#"><u>DW-AV-704-C23-276</u></a>	\$95.00				N.C.	PNP	M8 with 0.2 m (0.66 ft) cable	Diagram 4	Figure 2

\* IO-Link model

## Wiring Diagrams

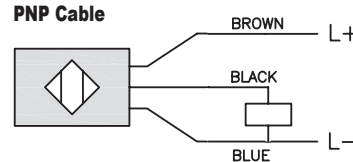
**Diagram 1**

**NPN Cable**



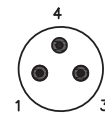
**Diagram 2**

**PNP Cable**



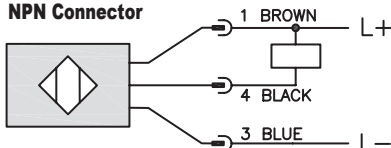
**Connectors**

**M8 connector**



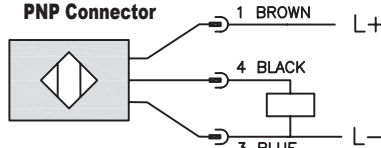
**Diagram 3**

**NPN Connector**



**Diagram 4**

**PNP Connector**



# DW Series 20 x 32mm Stainless Steel Proximity Sensors

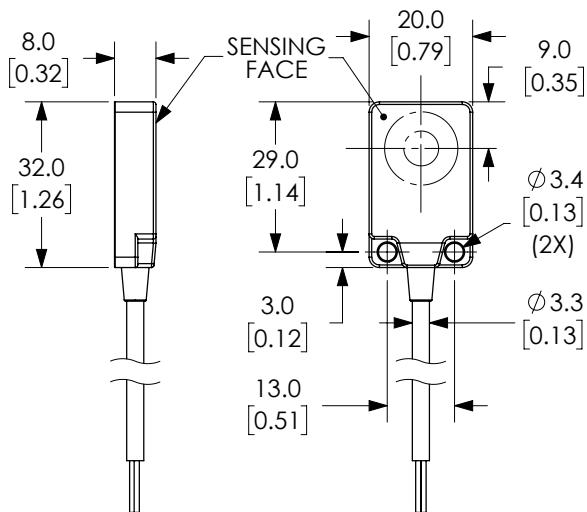
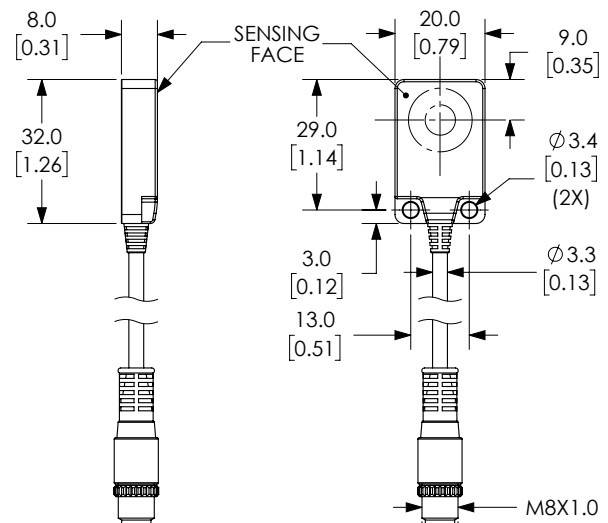
DW Series 20 x 32mm Inductive Proximity Specifications	
	<b>DW-Ax-70x-C23</b>
<b>Mounting Type</b>	Flush
<b>Nominal Sensing Distance</b>	7mm [0.276 in]
<b>Operating Distance</b>	—
<b>Material Correction Factors</b>	See the <a href="#">Material influence table</a>
<b>Output Type</b>	NPN or PNP, N.O., N.C.
<b>Operating Voltage</b>	10 to 30 VDC
<b>No-load Supply Current</b>	≤ 10mA
<b>Operating (Load) Current</b>	≤ 200mA
<b>Off-state (Leakage) Current</b>	≤ 0.1 mA
<b>Voltage Drop</b>	≤ 2 V
<b>Switching Frequency</b>	≤ 180 Hz
<b>Differential Travel (% of Nominal Distance)</b>	≤ 10%
<b>Repeat Accuracy</b>	0.3 mm
<b>Ripple</b>	≤ 20%
<b>Time Delay Before Availability (tv)</b>	≤ 20ms
<b>Reverse Polarity Protection</b>	Yes
<b>Short-Circuit Protection</b>	Yes
<b>Operating Temperature</b>	-25 to 85°C [-13 to 185°F]
<b>Protection Degree (DIN 40050)</b>	IP68 & IP69K
<b>Indication/Switch Status</b>	The LED is located where the cable enters the sensor body. Indicator LED, Yellow, Solid: Indicates target is between 0 and 80% of Range Indicator LED, Yellow, Blinking: Indicates target is between 80 and 100% of Range and nearing max range
<b>Housing Material</b>	Stainless steel V4A
<b>Sensing Face Material</b>	Stainless steel V4A
<b>Shock/Vibration</b>	IEC 60947-5-2/7.4
<b>Tightening Torque</b>	—
<b>Weight</b>	47g [1.66 oz] with cable, 25g [0.88 oz] without cable
<b>Connection</b>	2m [6.5 ft] cable (PVC [polyvinyl chloride] 3 x 0.14mm <sup>2</sup> ≈ 26 AWG) or 0.2 m [0.66 ft] cable (PVC [polyvinyl chloride]) with M8 connection
<b>Minimum Mounting Distance (center to center)</b>	60.0 mm [2.36 in]
<b>IO-Link</b>	PNP N.O. version only
<b>Agency Approvals</b>	CE, cULus E239373

To obtain the most current agency approval information, see the Agency Approval Checklist section on the specific part number's web page.

# DW Series 20 x 32mm Stainless Steel Proximity Sensors

## Dimensions

mm [inches]

**Figure 1****Figure 2**See our website [www.AutomationDirect.com](http://www.AutomationDirect.com) for complete engineering drawings.