

# proSense® Relay Timers

## Multi-Mode Relay Timer TRM-8 Series

### Overview

The TRM-8 series offer the flexible programmability of a multi-function and multi-range time delay relay together with a universal input voltage. This series provides an easy method to select one of eight time delay functions and any time range between 0.05 seconds and 100 hours. Programming is accomplished through the use of two rotary switches to select function and time range. The actual time delay is then set by using the potentiometer to adjust within the selected time range.

### Features

- Eight timing functions in one unit easily selectable with rotary switch
- 16 timing ranges built-in covering 0.05 seconds to 100 hours
- 24-240 VAC and 12-125 VDC
- 11-pin octal socket
- 10A DPDT output contact



**TRM-8-D-240AD**

### Multi-Mode Relay Timer TRM-8 Series

Part Number	Price	Timer Type	Timing Range	Voltage	Output Type	Drawing Link
<a href="#">TRM-8-D-240AD</a>	\$64.00	Multi-mode 8 mode selectable	0.05 seconds to 100 hours selectable	24-240 VAC and 12-125 VDC	(1) DPDT timed relay	<a href="#">PDF</a>

### Multi-Mode Relay Timer Specifications

Input Specifications	
<b>Nominal Voltage</b>	20.4 - 264 VAC @ 50/60 Hz, 10.2 - 137.5 VDC
<b>Nominal Consumption</b>	Max 3VA
<b>Nominal Frequency</b>	50/60 Hz
Contact Specifications	
<b>Type</b>	1 DPDT
<b>Switching Capacity</b>	10A @ 240VAC, 30VDC 1/2 HP @ 120/240 VAC (N.O.) 1/3 HP @ 120/240 VAC (N.C.) B300 & R300 (N.O.) AC15 and DC13
<b>Electrical Lifetime</b>	Full Load: 100,000 operations
<b>Mechanical Lifetime</b>	10,000,000 operations
Reset Time	
<b>Functions Triggered with Input Voltage</b>	0.1 seconds
<b>Functions Triggered with Control Switch</b>	0.04 seconds
Time Circuit Specifications	
<b>Setting Accuracy</b>	Maximum Setting (Adjustable): +5%, 0% Minimum Setting (Adjustable): +0%, -50%
<b>Start-up Time</b>	Time from when power is applied until unit is timing: 50ms
<b>Maintain Function Time</b>	Time unit continues to operate after power is removed: 0.01 seconds
<b>Repeat Accuracy</b>	Constant Voltage & Temperature w/i specifications: +0.1% or +50ms, whichever is greater

### Multi-Mode Relay Timer Specifications

General Specifications	
<b>Connection (screw terminal)</b>	Recommend 70170-D socket 1 or 2 #12-20AWG Wire
<b>Tightening Torque</b>	12 in-lb
<b>Wire/Ferrule Size</b>	1 or 2 #12-20 AWG (Ferrule size: Stud size 6 with max overall width 0.30")
<b>Ambient Temperature</b>	-28 to +65°C [-18 to +150°F]
<b>Storage Temperature</b>	-40 to +85°C [-40 to +185°F]
<b>Protection Rating</b>	IP20
<b>Vibration Resistance</b>	10-55 Hz with 3G maximum and 0.5mm total displacement (+/- .25mm).
<b>Mounting</b>	Socket mount (11-pin required)
<b>Mounting Orientation</b>	Any
<b>Weight</b>	0.22 lbs
<b>Agency Approvals and Standards *</b>	UR File E191059, CE, UL Listed with appropriate socket File E191059

\*To obtain the most current agency approval information, see the Agency Compliance & Certifications Checklist section on the specific part number's web page.

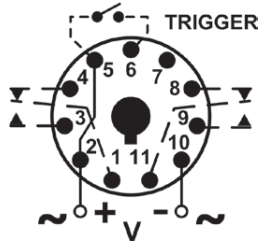
# pro<sup>sense</sup> Relay Timers

## Multi-Mode Relay Timer TRM-8 Series

Function Table	
Select Function	
1	On Delay
2	Interval On
3	Flasher - On 1st
4	Triggered On Delay
5	Watchdog
6	Single Shot
7	Off Delay
8	One Shot Falling Edge

Timing Ranges			
Dial Setting	Timing Range	Dial Setting	Timing Range
A	0.05 - 0.5 Sec	I	1 - 10 Min
B	0.1 - 1 Sec	J	3 - 30 Min
C	0.5 - 5 Sec	K	6 - 60 Min
D	1 - 10 Sec	L	0.2 - 2 Hr
E	3 - 30 Sec	M	0.5 - 5 Hr
F	6 - 60 Sec	N	1 - 10 Hr
G	0.2 - 2 Min	O	2.4 - 24 Hr
H	0.5 - 5 Min	P	10 - 100 Hr

### Wiring Diagram



# pro<sup>sense</sup>® Octal Sockets

## Features

- Mounts on 35mm DIN rail
- Screw clamp wire termination



**70169-D**



**70170-D**



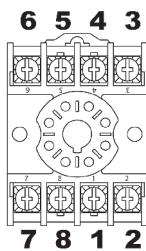
**750-2C-SKT**

Octal Sockets for Relays					
Part Number	Price	Description	Qty	Wt (lb)	Drawing Links
<b><u>70169-D</u></b>	\$5.25	Macromatic relay socket, 8-pin, 35mm DIN rail or panel mount. For use with ProSense octal relays.	1	0.1	<a href="#">PDF</a>
<b><u>70170-D</u></b>	\$6.25	Macromatic relay socket, 11-pin, 35mm DIN rail or panel mount. For use with ProSense octal relays.	1	0.1	<a href="#">PDF</a>
<b><u>750-2C-SKT</u></b>	\$4.75	AutomationDirect relay socket, 8-pin, 35mm DIN rail or panel mount. For use with 750-2C and H750-2C series octal relays.	1	0.1	<a href="#">PDF</a>

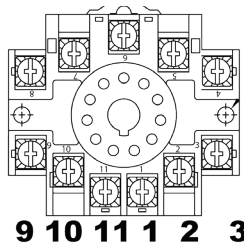
Octal Sockets Specifications								
Part Number	Number of Pins	Voltage	Current	Screw Size	Wire Size (capacity)	Screw Torque	Screw Chassis Mounting Torque	Agency Approval *
<b><u>70169-D</u></b>	8	600V	10A	6-32	1 or 2, 12-20 AWG	12 in-lb	7 in-lb	UL Recognized E169693, CSA, CE
<b><u>70170-D</u></b>	11	300V	10A	6-32	1 or 2, 12-20 AWG	12 in-lb	12 in-lb	
<b><u>750-2C-SKT</u></b>	8	600V	5A	M3.5	1-12 AWG / 1-14 AWG	9 in-lb	7 in-lb	UL Recognized E225080, CSA, CE

\* To obtain the most current agency approval information, see the Agency Compliance & Certifications Checklist section on the specific part number's web page.

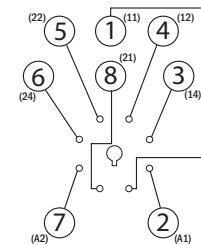
## Socket Pinouts



**70169-D**



**70170-D**



**750-2C-SKT**