

prosense® Relay Timers

Multi-Mode Relay Timers TRM-10 Series

Overview

The TRM-10 series offers an easy and accurate way to select a function and any time delay between 50ms and 999 hours. Programming is accomplished by using a pushbutton thumbwheel to select one of seven built-in time ranges and three pushbutton thumbwheels to digitally set the time delay required. These units have a fifth pushbutton thumbwheel to select one of ten built-in functions. An LED indicates timing mode and time out condition.

Features

- Ten user-selectable modes in one unit
- Pushbutton thumbwheels for digital set of time delay and function
- 50ms to 999 hour programmable time range
- 120 VAC/VDC and 24 VAC/VDC models available
- 11-pin octal socket
- 10A DPDT output contact
- LED indicates timing mode and time out conditions.



TRM-10-D-120AD

Multi-Mode Relay Timers TRM-10 Series

Part Number	Price	Timer Type	Timing Range	Voltage	Output Type	Drawing Links
<u>TRM-10-D-120AD</u>	\$72.00	Multi-mode 10 mode selectable	0.05 seconds to 999 hours selectable	120 VAC/VDC	(1) DPDT timed relay	<u>PDF</u>
<u>TRM-10-D-24AD</u>	\$72.00	Multi-mode 10 mode selectable	0.05 seconds to 999 hours selectable	24 VAC/VDC	(1) DPDT timed relay	<u>PDF</u>

Multi-Mode Relay Timer Specifications

Part Number	TRM-10-D-120AD	TRM-10-D-24AD
Input Specifications		
Nominal Voltage	120 VAC/VDC	24 VAC/VDC
Nominal Consumption	3VA	
Nominal Frequency	50/60 Hz	
Contact Specifications		
Type	(1) DPDT	
Switching Capacity	10A @ 240VAC, 30VDC 1/2 HP @ 120/240 VAC (N.O.) 1/3 HP @ 120/240 VAC (N.C.) B300 & R300 (N.O.) AC15 and DC13	
Electrical Lifetime	Full Load: 100,000 operations	
Mechanical Lifetime	10,000,000 operations	
Reset Time		
Functions Triggered with All Other Functions	0.1 seconds	
Functions Triggered with Control Switch	0.04 seconds	
Time Circuit Specifications		
Setting Accuracy	Constant Voltage & Temperature w/i specifications: +0.1% of set time or +50ms, whichever is greater For Variable Voltage & Temperature w/i specifications: +1% of set time or +50ms, whichever is greater	
Start-up Time	Time from when power is applied until unit is timing: 0.05 seconds	
Maintain Function Time	Time unit continues to operate after power is removed: 0.01 seconds	
Repeat Accuracy	For Constant Voltage & Temperature w/i specifications: +0.1% of set time or +0.02 seconds, whichever is greater For Variable Voltage & Temperature w/i specifications: +1% of set time or +0.02 seconds, whichever is greater	

Multi-Mode Relay Timer Specifications

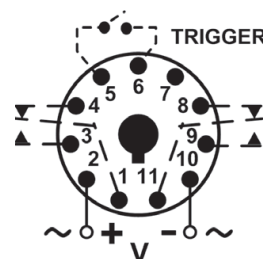
General Specifications	
Connection (screw terminal)	Recommend 70170-D socket 1 or 2 #12-20 AWG Wire
Tightening Torque	12 in-lb
Wire/Ferrule Size	1 or 2 #12-20 AWG (Ferrule size: Stud size 6 with max overall width 0.30")
Ambient Temperature	-28 to +65°C [-18 to +150°F]
Storage Temperature	-40 to +85°C [-40 to +185°F]
Protection Rating	IP20
Vibration Resistance	10-55 Hz with 3G maximum and 0.5mm total displacement (+/- .25mm).
Mounting	Socket mount (11-pin required)
Mounting Orientation	Any
LED Indicator	See Installation Instructions
Weight	0.22 lbs
Agency Approvals and Standards *	cULus, / UL Recognized File E191059, CE UL Listed with appropriate socket File E191059 CSA 602618

*To obtain the most current agency approval information, see the Agency Compliance & Certifications Checklist section on the specific part number's web page.

Function Table

Select Function	
A	On Delay
B	Interval
C	Off Delay
D	One Shot
E	Flasher - Off 1st
F	Flasher - On 1st
G	On/Off Delay
H	1 Shot Falling Edge
J	Watchdog
K	Trig. On Delay

Wiring Diagram



prosense® Octal Sockets

Features

- Mounts on 35mm DIN rail
- Screw clamp wire termination



70169-D



70170-D



750-2C-SKT

Octal Sockets for Relays

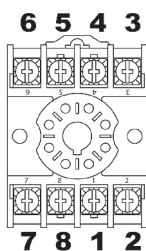
Part Number	Price	Description	Qty	Wt (lb)	Drawing Links
<u>70169-D</u>	\$5.50	Macromatic relay socket, 8-pin, 35mm DIN rail or panel mount. For use with ProSense octal relays.	1	0.1	PDF
<u>70170-D</u>	\$6.50	Macromatic relay socket, 11-pin, 35mm DIN rail or panel mount. For use with ProSense octal relays.	1	0.1	PDF
<u>750-2C-SKT</u>	\$4.75	AutomationDirect relay socket, 8-pin, 35mm DIN rail or panel mount. For use with 750-2C and H750-2C series octal relays.	1	0.1	PDF

Octal Sockets Specifications

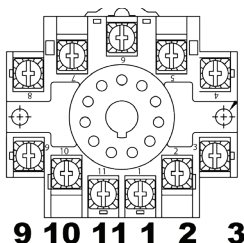
Part Number	Number of Pins	Voltage	Current	Screw Size	Wire Size (capacity)	Screw Torque	Screw Chassis Mounting Torque	Agency Approval *
<u>70169-D</u>	8	600V	10A	6-32	1 or 2, 12-20 AWG	12 in-lb	7 in-lb	UL Recognized E169693, CSA, CE
<u>70170-D</u>	11	300V	10A	6-32	1 or 2, 12-20 AWG	12 in-lb	12 in-lb	
<u>750-2C-SKT</u>	8	600V	5A	M3.5	1-12 AWG / 1-14 AWG	9 in-lb	7 in-lb	UL Recognized E225080, CSA, CE

* To obtain the most current agency approval information, see the Agency Compliance & Certifications Checklist section on the specific part number's web page.

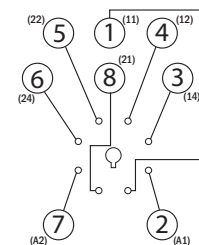
Socket Pinouts



70169-D



70170-D



750-2C-SKT