

Power Relays

Features

- High power contacts capable of switching up to 40A
- Open construction
- SPDT, DPST and DPDT models
- Riveted construction for high reliability
- Maximum contact voltage up to 600V

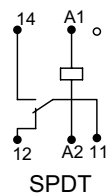


AD-PR40-1C-12D

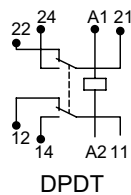
Power Relays					
Part Number	Price	Drawing Links	Coil Voltage	Configuration	Contact Rating
AD-PR40-1C-12D	\$17.00	PDF	12VDC	SPDT	40A
AD-PR40-1C-24D	\$18.00	PDF	24VDC		
AD-PR40-1C-24A	\$21.50	PDF	24VAC		
AD-PR40-1C-120A	\$18.50	PDF	120VAC		
AD-PR40-1C-240A	\$22.00	PDF	240VAC		
AD-PR40-2A-12D	\$21.00	PDF	12VDC	DPST	
AD-PR40-2A-24D	\$21.00	PDF	24VDC		
AD-PR40-2A-24A	\$20.00	PDF	24VAC		
AD-PR40-2A-120A	\$20.00	PDF	120VAC		
AD-PR40-2A-240A	\$21.00	PDF	240VAC		
AD-PR40-2C-12D	\$22.50	PDF	12VDC	DPDT	
AD-PR40-2C-24D	\$23.00	PDF	24VDC		
AD-PR40-2C-24A	\$23.00	PDF	24VAC		
AD-PR40-2C-120A	\$23.00	PDF	120VAC		
AD-PR40-2C-240A	\$23.00	PDF	240VAC		

Wiring Diagrams

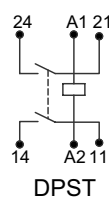
AD-PR40-1C-xxxx



AD-PR40-2C-xxxx



AD-PR40-2A-xxxx



Power Relays Specifications

Power Relays Specifications															
Part Numbers	AD-PR40-1C-12D	AD-PR40-1C-24D	AD-PR40-1C-24A	AD-PR40-1C-120A	AD-PR40-1C-240A	AD-PR40-2A-12D	AD-PR40-2A-24D	AD-PR40-2A-24A	AD-PR40-2A-120A	AD-PR40-2A-240A	AD-PR40-2C-12D	AD-PR40-2C-24D	AD-PR40-2C-24A	AD-PR40-2C-120A	AD-PR40-2C-240A
General Specifications															
Service Life	Mechanical: 1 million operations AC and DC Electrical (resistive): 50,000 operations @ 300VAC; 100,000 @ 28VDC														
Operating Temperature	-55 to 55°C [-67 to 131°F]														
Response Time	30ms														
Weight	227g [8oz] to 312g [11oz]														
Environmental Protection	Not applicable to open relays														
Pilot Duty	A600														
Terminal Wire	Max 10AWG														
Terminal Torque	11 to 15 in-lb [1.2 to 1.7 N·m]														
Agency Approvals and Standards	UL Recognized E191059, CE Certified (9667186-9811), CSA Certified 244610, RoHS														
Coil Specifications															
Coil Input Voltage	12VDC	24VDC	24VAC 50/60 Hz	120VAC 50/60 Hz	240VAC 50/60 Hz	12VDC	24VDC	24VAC 50/60 Hz	120VAC 50/60 Hz	240VAC 50/60 Hz	12VDC	24VDC	24VAC 50/60 Hz	120VAC 50/60 Hz	240VAC 50/60 Hz
Coil Resistance	70Ω	290Ω	12Ω	290Ω	1.2 kΩ	70Ω	290Ω	12Ω	290Ω	1.2 kΩ	70Ω	290Ω	12Ω	290Ω	1.2 kΩ
Power Consumption	10VA (AC) , 4.0 W DC														
Dropout Voltage (% of rated voltage)	Min. 10%														
Pull-in Voltage	Max. 85% of nominal voltage or less AC, Max. 80% of nominal voltage or less DC														
Max. Voltage (Continuous Voltage)	110% of the rated coil voltage														
Contact Specifications															
Contact Type	SPDT					DPST (N.O.)					DPDT				
Contact Material	Silver Alloy, gold flashed														
Contact Rating	40A, 300 VAC (resistive load) 40A, 28 VDC (resistive load) 5A, 480 VAC (resistive load) 5A, 600 VAC (resistive load) 15A, 120 VAC (tungsten filament) 2hp each pole 120-600 VAC 2hp sw. 2 poles 120-600 VAC														
Minimum Switching Requirement	1A @ 5VAC/VDC														
Maximum Switching Voltage	600V														
Dielectric Strength Between Contacts	Between coil and contact: 2200V ; Between poles: 2200V ; Between open contacts: 1500V														