

Penn Union Power Distribution Blocks and Splicer/Reducer Blocks

Features

- Snap lock modular design for easy multi-pole assembly
- Rugged glass-filled reinforced nylon 616 bases and side covers
- Corrosion resistant one-piece aluminum alloy bodies
- Clear flip-up polycarbonate covers (included) for easy visual inspection
- Line- and load-side guards (included) to prevent top/bottom contact
- Dual-rated for aluminum and copper conductors
- DIN rail or panel mounting
- Wide wire ranges allow easy in-line splicing or conductor size reduction
- 100kA UL assigned SCCR
- IP20 finger-safe protection rating

Ratings

- 600VAC/DC, 90°C AWG conductors
- Suitable for use on the line or load side of the service equipment
- Material temperature rating -40°F to 266°F [-40°C to 130°C]

Agency Approvals

- Compliant with IEC 60529 and IP-20 standards (requires covers)
- cULus listed AL9CU per UL 1953 for use with copper or aluminum conductors
- UL94V-0 listed
- UL file QPQS/QPQS7.E534364



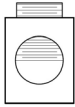
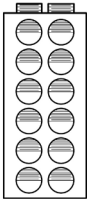
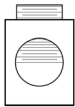
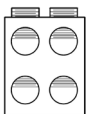
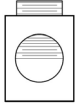
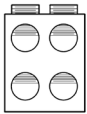
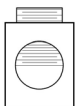




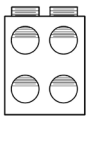

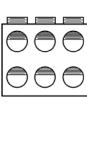
Penn Union Aluminum Power Distribution Blocks (Type APDB) Selection Table						
Part Number	Price	Description	SCCR Rating (A)	Block Size	Weight (lb [kg])	Drawing
APDB-112-350-1	\$44.50	Type APDB Single run with multiple taps	100,000	Large	1.1 [0.50]	PDF
APDB-14-2/0-1	\$18.50			Small	0.15 [0.07]	PDF
APDB-14-500-1	\$56.00			Large	1.2 [0.54]	PDF
APDB-16-500-1	\$57.00			Large	1 [0.45]	PDF
APDB-212-500-1	\$45.50	Type APDB Double run with multiple taps	100,000	Large	1.1 [0.50]	PDF
APDB-24-500-1	\$49.50			Large	1.25 [0.57]	PDF
APDB-26-350-1	\$50.00			Large	0.95 [0.43]	PDF

Penn Union Aluminum Splicer/Reducer Blocks (Type ASRB) Selection Table						
Part Number	Price	Description	SCCR Rating (A)	Block Size	Weight (lb [kg])	Drawing
ASRB-11-2/0-1	\$17.00	Type ASRB, single	100,000	Small	0.15 [0.07]	PDF
ASRB-11-350-1	\$20.50			Medium	0.75 [0.34]	PDF
ASRB-11-500-1	\$31.00			Medium	0.75 [0.34]	PDF
ASRB-22-2/0-1	\$22.50	Type ASRB, double	100,000	Medium	0.75 [0.34]	PDF
ASRB-22-350-1	\$38.50			Large	1.05 [0.48]	PDF
ASRB-22-500-1	\$52.00			Large	1.05 [0.48]	PDF

Penn Union Aluminum Splicer/Reducer Blocks (Type APDB/ASRB) Clear Insulating Replacement Covers Selection Table				
Part Number	Price	Description	Weight (lb [kg])	Drawing
APDB-CS	\$9.00	Clear insulating replacement cover, small	0.09 [0.04]	PDF
APDB-CM	\$9.50	Clear insulating replacement cover, medium	0.33 [0.15]	PDF
APDB-CL	\$11.00	Clear insulating replacement cover, large	0.47 [0.21]	PDF

Note: IP 20 rated insulating cover

Penn Union Power Distribution Blocks

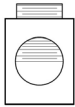
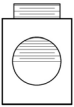
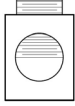
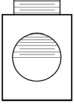
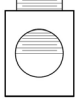
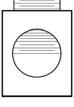
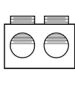
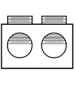
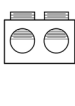
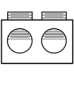
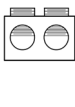
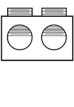
Penn Union Aluminum Power Distribution Blocks (Type APDB) Specifications											
Part Number	Run (Line Side)			Tap (Load Side)			Amp Rating Per Pole	Block Size	Torque		Fuse
	Wire Range	Openings Per Pole	Hex Size	Wire Range	Openings Per Pole	Hex Size			Wire Range	Torque	
<u>APDB-112-350-1</u>	350 kcmil-6		3/8	4 - 14		Slot	310A	Large	Line side:		
									(1) 350 kcmil - 6 AWG	375 in•lb	
									Load side:		
									(12) 4-8 AWG	35 in•lb	
									(12) 10-14 AWG	20 in•lb	
<u>APDB-14-2/0-1</u>	2/0-14 AWG		3/16	4 - 14		Slot	175A	Small	Line side:		
									(1) 2/0-8 AWG	120 in•lb	
									(1) 10-14 AWG	20 in•lb	
									Load side:		
									(4) 4-8 AWG	35 in•lb	
									(4) 10-14 AWG	20 in•lb	
<u>APDB-14-500-1</u>	500 kcmil-4		3/8	4/0 - 6		3/16	380A	Large	Line side:		
									(1) 500 kcmil - 4AWG	443 in•lb	
									Load side:		
									(4) 4/0 -1/0 AWG	225 in•lb	
									(4) 1-6 AWG	120 in•lb	
<u>APDB-16-500-1</u>	500 kcmil-4		3/8	2/0 - 14		3/16	380A	Large	Line side:		
									(1) 500 kcmil - 4AWG	443 in•lb	
									Load side:		
									(6) 2/0-8 AWG	120 in•lb	
									(6) 10-14 AWG	20 in•lb	
<u>APDB-212-500-1</u>	500 kcmil-4		3/8	4 - 14		Slot	760A	Large	Line side:		
									(2) 500 kcmil - 4AWG	443 in•lb	
									Load side:		
									(12) 4-8 AWG	35 in•lb	
									(12) 10-14 AWG	20 in•lb	
<u>APDB-24-500-1</u>	500 kcmil-4		3/8	4/0 - 6		5/16	760A	Large	Primary:		
									(2) 500 kcmil - 4AWG	443 in•lb	
									Load side:		
									(4) 4/0 -1/0 AWG	225 in•lb	
									(4) 1-6 AWG	120 in•lb	
<u>APDB-26-350-1</u>	350 kcmil-6		3/8	2/0 - 14		3/16	620A	Large	Line side:		
									(2) 350 kcmil - 6AWG	375 in•lb	
									Load side:		
									(6) 2/0-8 AWG	120 in•lb	
									(6) 10-14 AWG	20 in•lb	

Fuse Class	Amp Rating
J	110
T	110
RK1	60
RK5	30
G	60
CC	30

When protected by a suitable fuse, these power distribution blocks are rated for use on a circuit capable of delivering no more than 100,000 amp RMS symmetrical or DC 600V maximum. Rated for load use.

NOTE: All wire sizes unless noted otherwise are American Wire Gauge (AWG)

Penn Union Splicer/Reducer Blocks

Penn Union Aluminum Splicer/Reducer Blocks (Type ASRB) Specifications											
Part Number	Run (Line Side)			Tap (Load Side)			Amp Rating Per Pole	Block Size	Torque		Fuse
	Wire Range	Openings Per Pole	Hex Size	Wire Range	Openings Per Pole	Hex Size (in)			Wire Range	Torque	
<u>ASRB-11-2/0-1</u>	2/0-14 AWG		3/16	2/0-14 AWG		3/16	175A	Small	Line side:		
									(1) 2/0-8 AWG	120 in•lb	
									(1) 10-14 AWG	20 in•lb	
									Load side:		
(1) 2/0-8 AWG	120 in•lb										
(1) 10-14 AWG	20 in•lb										
<u>ASRB-11-350-1</u>	350 kcmil-6		3/8	350 kcmil-6		3/8	310A	Medium	Line side:		
									(1) 350 kcmil - 6AWG	375 in•lb	
									Load side:		
									(1) 350 kcmil - 6AWG	375 in•lb	
<u>ASRB-11-500-1</u>	500 kcmil-4		3/8	500 kcmil-4		3/8	380A	Medium	Line side:		
									(1) 500 kcmil - 4AWG	443 in•lb	
									Load side:		
									(1) 500 kcmil - 4AWG	443 in•lb	
<u>ASRB-22-2/0-1</u>	2/0-14 AWG		3/16	2/0-14 AWG		3/16	350A	Medium	Line side:		
									(2) 2/0-8 AWG	120 in•lb	
									(2) 10-14 AWG	20 in•lb	
									Load side:		
(2) 2/0-8 AWG	120 in•lb										
(2) 10-14 AWG	20 in•lb										
<u>ASRB-22-350-1</u>	350 kcmil-6		3/8	350 kcmil-6		3/8	620A	Large	Line side:		
									(2) 350 kcmil - 6AWG	375 in•lb	
									Load side:		
									(2) 350 kcmil - 6AWG	375 in•lb	
<u>ASRB-22-500-1</u>	500 kcmil-4		3/8	500 kcmil-4		3/8	760A	Large	Line side:		
									(2) 500 kcmil - 4AWG	443 in•lb	
									Load side:		
									(2) 500 kcmil - 4AWG	443 in•lb	

Fuse Class	Amp Rating
J	110
T	110
RK1	60
RK5	30
G	60
CC	30

When protected by a suitable fuse, these power distribution blocks are rated for use on a circuit capable of delivering no more than 100,000 amp RMS symmetrical or DC 600V maximum. Rated for load use.

NOTE: All wire sizes unless noted otherwise are American Wire Gauge (AWG)