

P3-EX Expansion Module

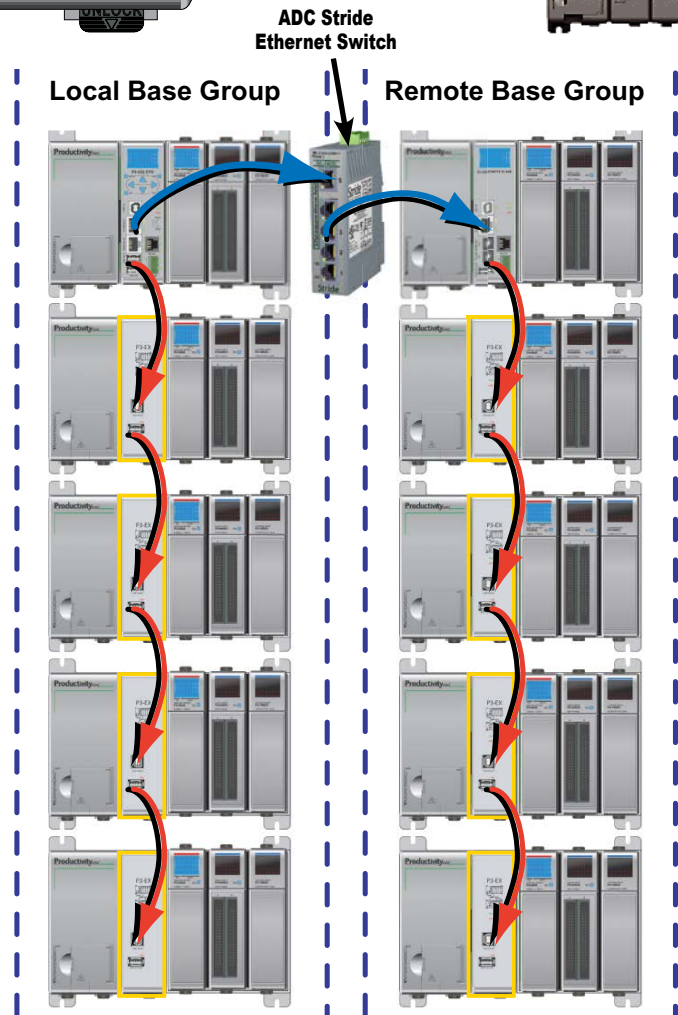

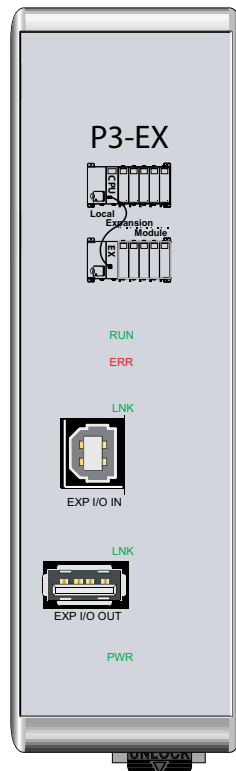
P3-EX \$125.00

The P3-EX high-performance expansion module provides local I/O expansion to a CPU or Remote I/O. Includes 6-foot USB expansion cable.

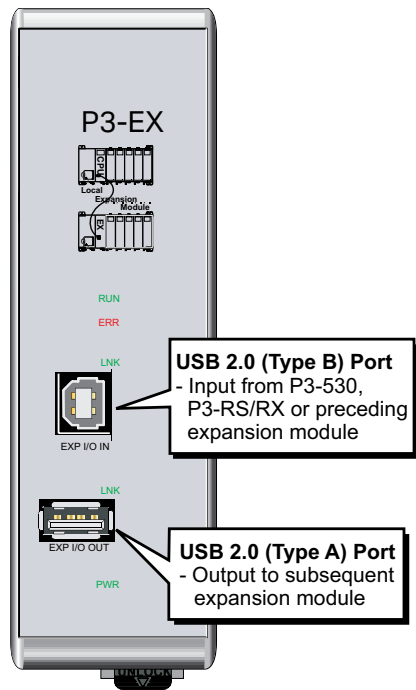


A 6-foot USB cable is included with the P3-EX module (Replacement cable: part number P3-EX-CBL6).

The system can have up to 68 expansion bases by adding four expansion bases at the CPU base and four expansion bases per Remote I/O Slave (up to 16 slaves). Each expansion base uses the P3-EX expansion module for USB-based I/O bus connectivity.



P3-EX Expansion Module



Hot-Swapping Information

Note: This device cannot be Hot Swapped.

IMPORTANT!



WARNING!: EXPLOSION HAZARD –
SUBSTITUTION OF COMPONENTS MAY IMPAIR
SUITABILITY FOR CLASS 1, DIVISION 2.

Expansion Module Status Indicators

PWR	Green LED is illuminated when power is on.
RUN	Green LED is illuminated when not in reset. Reset occurs during power-up, a watchdog timeout, or an expansion cable is disconnected.
ERR	Red LED is illuminated when a USB fault is detected.
LNK	Green LED is illuminated when a USB link is established.

Module Specifications

Mounting Location	Controller slot of expansion base
Expansion Connectors	1 USB 2.0 Type A, 1 USB 2.0 Type B
Maximum Number of Expansion Modules per CPU or Remote Slave	4
Maximum Distance Between Modules	15 feet
Status Indicators	PWR - Green LED is illuminated when power is on. RUN - Green LED is illuminated when not in reset. Reset occurs during power-up, a watchdog timeout, or if an expansion cable is disconnected. ERR - Red LED is illuminated when a USB fault is detected. LINK - Green LED is illuminated when a USB link is established.
I/O Capabilities	
Max. Number of I/O per CPU System	59,840 (CPU Base with 4 Expansion Bases plus 16 Remote Bases with 4 Expansion Bases per Remote, with 11 64-point I/O modules per base)
Max. Number of Expansion I/O Bases	68 (4 per CPU, 4 per Remote Base)
Module Setup	Automatic hardware verification
Expansion I/O Addressing	Automatic via Tag Names
USB Cables	6 foot: P3-EX-CBL6 (USB Type A to USB Type B)

General Specifications

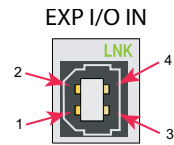
Operating Temperature	0°C– 60°C (32°F–140°F)
Storage Temperature	-20°C–70°C (-4°F–158°F)
Humidity	5 to 95% (non-condensing)
Environmental Air	No corrosive gases permitted
Vibration	IEC60068-2-6 (Test Fc)
Shock	IEC60068-2-27 (Test Ea)
Heat Dissipation	1W
Enclosure Type	Open equipment
Module Location	Controller slot in a local expansion base in a Productivity3000 system
Weight	194g (6.24 oz)
Agency Approvals	UL508 file E157382, Canada & USA UL1604 file E200031, Canada & USA CE (EN61131-2*) This equipment is suitable for use in Class 1, Division 2, Groups A, B, C and D or non-hazardous locations only.

*Meets EMC and Safety requirements. See the Declaration of Conformity for details.

P3-EX Expansion Module

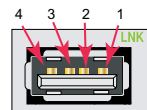
Port Specifications

Exp I/O Port Specifications		
Port Name	EXP I/O IN	EXP I/O OUT
Description	Proprietary USB 2.0 Slave input for connection with a CPU, Remote Slave, or preceding P3-EX expansion base. The P3-EX Expansion Module includes the 6 foot USB cable P3-EX-CBL6.	Proprietary USB 2.0 Master output for connection with the next P3-EX expansion base. Includes built-in surge protection.
Transfer Rate	480 Mbps	
Port Status LED	Green LED is illuminated when LINK is established to connected device	
Cables	USB Type A to USB Type B: 6ft. cable part no. P3-EX-CBL6	



Mating face of USB type B female

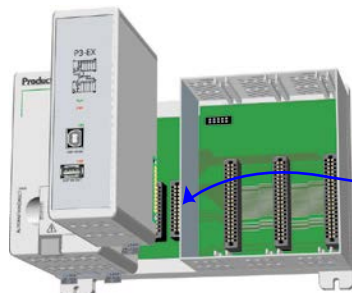
EXP I/O OUT



Mating face of USB type A female

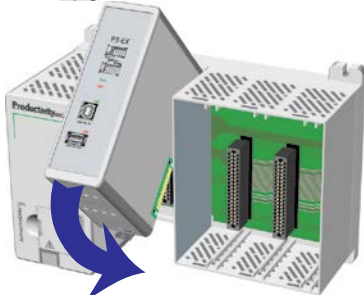
Pin #	Signal
1	Reset
2	- Data
3	+ Data
4	GND

Installation Procedure



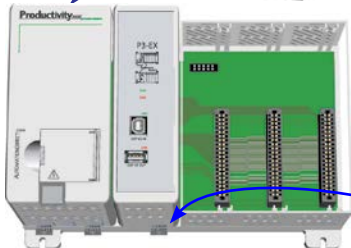
Step One:

Locate the two sockets next to the Power Supply.



Step Two

Insert P3-EX at a 45° angle into the notch located at the top of the base and rotate down until seated.



Step Three

Snap retaining tab into the locked position.

WARNING!: EXPLOSION HAZARD – DO NOT CONNECT OR DISCONNECT CONNECTORS OR OPERATE SWITCHES WHILE CIRCUIT IS LIVE UNLESS THE AREA IS KNOWN TO BE NON-HAZARDOUS. DO NOT HOT SWAP.