


# DC Input Modules

**P2-16ND-TTL \$98.00**

## Discrete Input

The P2-16ND-TTL DC Input Module provides sixteen 3.3-5 VDC sinking/sourcing inputs for use with the Productivity2000 system.



Terminal blocks sold separately.



**NOTE:** The most recent Productivity Suite software and firmware versions may be required to support new modules and new features.

We recommend using pre-wired ZIPLink cables and connection modules. See Wiring Solutions. If you wish to hand-wire your module, removable terminal blocks are sold separately. Order part number [P2-RTB](#) or [P2-RTB-1](#)



Input Specifications	
<b>Inputs per Module</b>	16 (Sink/Source)
<b>Operating Voltage Range</b>	3.3-5 VDC
<b>Input Voltage Range</b>	3.3-5 VDC ±10%
<b>Input Current (typical)</b>	6mA @ 3.3 VDC 8mA @ 5VDC
<b>Maximum Input Current</b>	10mA @ 5.5 VDC
<b>Input Impedance</b>	820Ω
<b>ON Voltage Level</b>	> 2.2 VDC
<b>OFF Voltage Level</b>	< 0.8 VDC
<b>Minimum ON Current</b>	1.4 mA
<b>Maximum OFF Current</b>	1mA
<b>OFF to ON Response</b>	Max. 2ms Typical 1ms
<b>ON to OFF Response</b>	
<b>Status Indicators</b>	Logic side (16 points)
<b>Commons per Module</b>	2 (8 points/common) Isolated

General Specifications	
<b>Operating Temperature</b>	0° to 60°C (32° to 140°F)
<b>Storage Temperature</b>	-20° to 70°C (-4° to 158°F)
<b>Humidity</b>	5 to 95% (non-condensing)
<b>Altitude</b>	2,000 meters, max.
<b>Pollution Degree</b>	2
<b>Environmental Air</b>	No corrosive gases permitted
<b>Vibration</b>	IEC60068-2-6 (Test Fc)
<b>Shock</b>	IEC60068-2-27 (Test Ea)
<b>Overvoltage Category</b>	II
<b>Field to Logic Side Isolation</b>	1800VAC applied for 1 second
<b>Insulation Resistance</b>	>10MΩ @ 500VDC
<b>Heat Dissipation</b>	400mW
<b>Enclosure Type</b>	Open equipment
<b>Module Keying to Backplane</b>	Electronic
<b>Module Location</b>	Any I/O slot in a Productivity2000 system.
<b>Field Wiring</b>	Use ZIPLink wiring system or removable terminal block (not included). See Wiring Solutions.
<b>Connector Type (Sold separately)</b>	18-position removable terminal block
<b>Weight</b>	90g (3.2 oz)
<b>Agency Approvals**</b>	UL 61010-1 and UL 61010-2-201 File E139594, Canada & USA CE (EN 61131-2 EMC, EN 61010-1 and EN 61010-2-201 Safety)*

\*Meets EMC and Safety requirements. See the Declaration of Conformity for details.  
\*\*To obtain the most current agency approval information, see the Agency Approval Checklist section on the specific component part number web page.

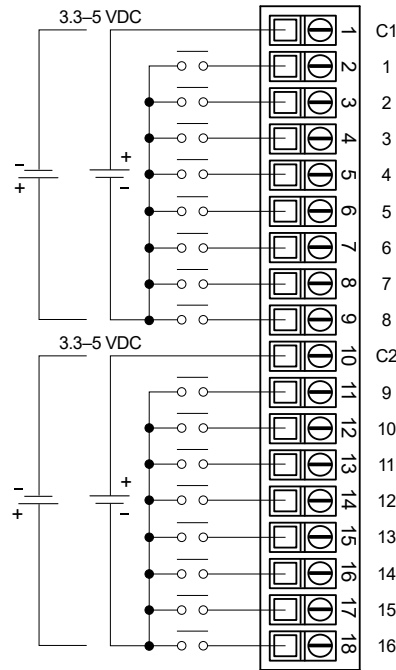
# DC Input Modules

## P2-16ND-TTL (cont'd)

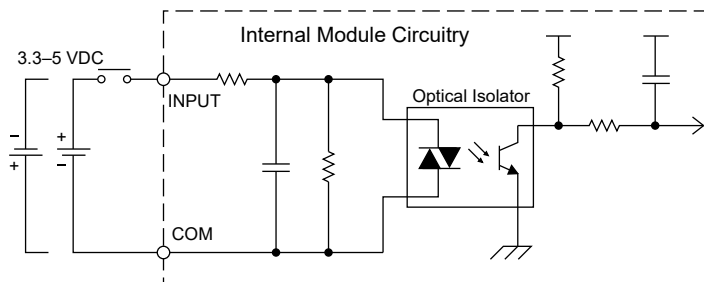
Removable Terminal Block Specifications		
Part Number	P2-RTB	P2-RTB-1
Number of positions	18 screw terminals	18 push release terminals
Wire Range	30-16 AWG (0.051-1.31 mm <sup>2</sup> ) Solid/stranded conductor 3/64 in (1.2 mm) insulation max. 1/4 in (6-7 mm) strip length	28-16 AWG (0.081-1.31 mm <sup>2</sup> ) Solid/stranded conductor 3/64 in (1.2 mm) insulation max. 19/64 in (7-8 mm) strip length
Conductors	USE COPPER CONDUCTORS, 75°C or equivalent.	
Screw Driver Width	0.1 in. (2.5 mm) maximum	N/A
Screw Size	M2	N/A
Screw Torque	2.5 lb-in (0.28 N-m)	N/A

\* Recommended screw driver: P/N TW-SD-MSL-1.

## Wiring Diagrams



### Equivalent Input Circuit





# Wiring Solutions

## Wiring Solutions using the ZIPLink wiring system

ZIPLinks eliminate the normally tedious process of wiring between devices by utilizing prewired cables and DIN rail mount connector modules. It's as simple as plugging in a cable connector at either end and terminating wires at only one end. Prewired cables keep installation clean and efficient, using half the space at a fraction of the cost of standard terminal blocks. There are several wiring solutions available when using the ZIPLink System ranging from

### **Solution 1: DirectLOGIC, CLICK, Productivity® 1000, Productivity® 2000 and Productivity3000® I/O Modules to ZIPLink Connector Modules**

When looking for quick and easy I/O-to-field termination, a ZIPLink connector module used in conjunction with a prewired ZIPLink cable, consisting of an I/O terminal block at one end and a multi-pin connector at the other end, is the best solution.



CPU I/O-to-ZIPLink Connector Modules that are ready for field termination, options for connecting to third party devices, GS Series, DuraPulse and SureServo Drives, and specialty relay, transorb and communications modules. Pre-printed I/O-specific adhesive label strips for quick marking of ZIPLink modules are provided with ZIPLink cables. See the following solutions to help determine the best ZIPLink system for your application.

Use the CPU I/O Modules to ZIPLink Connector Modules selector tables located in the ZIPLink Wiring Solutions section to:

1. Locate your I/O module/CPU,
2. Select a ZIPLink Module, and
3. Select a corresponding ZIPLink Cable.

### **Solution 2: DirectLOGIC, CLICK, Productivity1000, Productivity2000 and Productivity3000 I/O Modules to 3rd Party Devices**

When wanting to connect I/O to another device within close proximity of the I/O modules, no extra terminal blocks are necessary when using the ZIPLink Pigtail Cables. ZIPLink Pigtail Cables are prewired to an I/O terminal block with color-coded pigtail with soldered-tip wires on the other end.



Use the I/O Modules to 3rd Party Devices selector tables located in the ZIPLink Wiring Solutions section to:

1. Locate your CPU I/O module, and
2. Select a ZIPLink Pigtail Cable that is compatible with your 3rd party device.

### **Solution 3: GS Series and DuraPulse Drives Communication Cables**

Need to communicate via Modbus RTU to a drive or a network of drives?

ZIPLink cables are available in a wide range of configurations for connecting to CPUs, SureServo, SureStep, Stellar Soft Starter and AC drives. Add a ZIPLink communications module to quickly and easily set up a multi-device network.

Use the Drives Communication selector tables located in the ZIPLink Wiring Solutions section to:

1. Locate your Drive and type of communications, and
2. Select a ZIPLink cable and other associated hardware.





# Wiring Solutions

### Solution 4: Serial Communications Cables

ZIPLink offers communications cables for use with DirectLOGIC, CLICK, Productivity1000, Productivity2000 and Productivity3000 CPUs, that can also be used with other communications devices. Connections include a 6-pin RJ12 or 9-pin, 15-pin and 25-pin D-Sub connectors which can be used in conjunction with the RJ12 or D-Sub Feedthrough modules.

Using the Serial Communications Cables selector table located in the ZIPLink Wiring Solutions section,

1. Locate your connector type
2. Select a cable.



### Solution 5: Specialty ZIPLink Modules

For additional application solutions, ZIPLink Specialty Modules are available in a variety of configurations including stand-alone relays, 24VDC and 120VAC transorb modules, D-Sub, RJ12 and RJ45 feedthrough modules, communication port adapter and distribution modules, and SureServo 50-pin I/O interface connection.

Using the ZIPLink Specialty Modules selector table located in the ZIPLink Wiring Solutions section:

1. Locate the type of application.
2. Select a ZIPLink module.



### Solution 6: ZIPLink Connector Modules to 3rd Party Devices

If you need a way to connect your device to terminal blocks without all that wiring time, then our pigtail cables with color-coded soldered-tip wires are a good solution. Used in conjunction with any compatible ZIPLink Connector Modules, a pigtail cable keeps wiring clean and easy and reduces troubleshooting time.

Use the Universal Connector Modules and Pigtail Cables table located in the ZIPLink Wiring Solutions section to:

1. Select module type,
2. Select the number of pins
3. Select cable.





# I/O Modules to ZIPLink Connector Modules - Productivity2000

## Discrete Input Modules

Productivity2000 Input Module ZIPLink Selector				
I/O Input Module	ZIPLink Parameters			
	# of Terms	Component	Part No.	Cable Part No.
<a href="#">P2-08ND3-1</a>	18	Feedthrough	<a href="#">ZL-RTB20</a> (-1)	<a href="#">ZL-P2-CBL18</a> *
<a href="#">P2-16ND3-1</a>	18	Sensor/LED	<a href="#">ZL-LTB16-24-1</a>	
<a href="#">P2-16ND-TTL</a>	18	Feedthrough	<a href="#">ZL-RTB20</a> (-1)	
<a href="#">P2-08NE3</a>				
<a href="#">P2-16NE3</a>				
<a href="#">P2-32ND3-1</a>	40	Feedthrough	<a href="#">ZL-RTB40</a> (-1)	<a href="#">ZL-CBL40</a> *
		Sensor/LED	<a href="#">ZL-LTB16-24-1</a>	
<a href="#">P2-32NE3</a>	40	Feedthrough	<a href="#">ZL-RTB40</a> (-1)	
<a href="#">P2-08NAS</a>	8	Feedthrough	<a href="#">ZL-RTB20</a> (-1)	<a href="#">ZL-P2-CBL18</a> *
<a href="#">P2-16NA</a>	18			

## Discrete Output Modules

Productivity2000 Output Module ZIPLink Selector				
I/O Output Module	ZIPLink Parameters			
	# of Terms	Component	Part No.	Cable Part No.
<a href="#">P2-08TD1S</a>	8	Feedthrough	<a href="#">ZL-RTB20</a> (-1)	<a href="#">ZL-P2-CBL18</a> *
<a href="#">P2-08TD2S</a>	8			
<a href="#">P2-15TD1</a>	15			
<a href="#">P2-15TD2</a>	15			
<a href="#">P2-08TD1P</a>	18			
<a href="#">P2-16TD-TTL</a>	18			
<a href="#">P2-08TD2P</a>	18			
<a href="#">P2-08TRS</a>	18			
<a href="#">P2-08TAS</a>	18			
<a href="#">P2-16TA</a>	18			
		Fuse	<a href="#">ZL-RFU20</a> <sup>2</sup>	
<a href="#">P2-16TD1P</a>	18	Feedthrough	<a href="#">ZL-RTB20</a> (-1)	<a href="#">ZL-P2-CBL18</a> *
		Relay (Sinking)	<a href="#">ZL-RRL16-24-1</a>	
			<a href="#">ZL-RRL16W-24-1</a> <a href="#">ZL-RRL16F-24-1</a> <a href="#">ZL-RRL16HDF-24-1</a>	
<a href="#">P2-16TD2P</a>	18	Feedthrough	<a href="#">ZL-RTB20</a> (-1)	<a href="#">ZL-P2-CBL18</a> *
		Relay (Sourcing)	<a href="#">ZL-RRL16-24-2</a> <a href="#">ZL-RRL16W-24-2</a> <a href="#">ZL-RRL16F-24-2</a> <a href="#">ZL-RRL16HDF-24-2</a>	
<a href="#">P2-32TD1P</a>	32	Feedthrough	<a href="#">ZL-RTB40</a> (-1)	<a href="#">ZL-CBL40</a> *
<a href="#">P2-32TD2P</a>	32			
<a href="#">P2-16TR</a>	18	Feedthrough	<a href="#">ZL-RTB20</a> (-1)	<a href="#">ZL-P2-CBL18</a> *
		Fuse	<a href="#">ZL-RFU20</a> <sup>2</sup>	

## Specialty Modules

Productivity2000 Specialty & Motion Modules ZIPLink Selector				
I/O Module	ZIPLink Parameters			
	# of Terms	Component	Part No.	Cable Part No.
<a href="#">P2-HSI</a>	40	Feedthrough	<a href="#">ZL-RTB40</a> (-1)	<a href="#">ZL-CBL40-S</a>
<a href="#">P2-HSO</a>				<a href="#">ZL-CBL40-1S</a> <a href="#">ZL-CBL40-2S</a>
<a href="#">P2-02HSC</a>	See Note 1			
<a href="#">P2-04PWM</a>	18	Feedthrough	<a href="#">ZL-RTB20</a> (-1)	<a href="#">ZL-P2-CBL18</a> *
<a href="#">P2-08SIM</a>	See Note 1			
<a href="#">P2-SCM</a>	See Note 1			



\* Select the cable length by replacing the \* with: Blank = 0.5 m, -1 = 1.0 m, or -2 = 2.0 m.  
 1. These modules are not supported by the ZIPLink wiring system  
 2. Note: Fuses (5 x 20 mm) are not included. See Edison Electronic Fuse section for (5 x 20 mm) fuse. S500 and GMA electronic circuit protection for fast-acting maximum protection. S506 and GMC electronic circuit protection for time-delay performance. Ideal for inductive circuits.  
 To ensure proper operation, do not exceed the voltage and current rating of ZIPLink module. [ZL-RFU20](#) = 2A per circuit; [ZL-RFU40](#) = 400 mA per circuit.



# I/O Modules to ZIPLink Connector Modules - Productivity2000

## Analog Input Modules

Productivity2000 Analog Input Module ZIPLink Selector				
I/O Analog Module	ZIPLink Parameters			
	# of Terms	Component	Part No.	Cable Part No.
<a href="#"><u>P2-04AD</u></a>	18	Feedthrough	<a href="#"><u>ZL-RTB20 (-1)</u></a>	<a href="#"><u>ZL-P2-CBL18 *</u></a>
<a href="#"><u>P2-04AD-1</u></a>				
<a href="#"><u>P2-04AD-2</u></a>				
<a href="#"><u>P2-08AD-1</u></a>				
<a href="#"><u>P2-08AD-2</u></a>				
<a href="#"><u>P2-08ADL-1</u></a>				
<a href="#"><u>P2-08ADL-2</u></a>				
<a href="#"><u>P2-16AD-1</u></a>	24			<a href="#"><u>ZL-P2-CBL24 *</u></a>
<a href="#"><u>P2-16AD-2</u></a>				
<a href="#"><u>P2-16ADL-1</u></a>				
<a href="#"><u>P2-16ADL-2</u></a>				
<a href="#"><u>P2-06RTD</u></a>	Matched Only	See Note 1		
<a href="#"><u>P2-08THM</u></a>	T/C Wire Only	See Note 1		
<a href="#"><u>P2-08NTC</u></a>	Copper Conductors	See Note 1		

\* Select the cable length by replacing the \* with: Blank = 0.5 m, -1 = 1.0 m, or -2 = 2.0 m.  
 1. These modules are not supported by the ZIPLink wiring system.

## Analog Output Modules

Productivity2000 Analog Output Module ZIPLink Selector				
I/O Analog Module	ZIPLink Parameters			
	# of Terms	Component	Part No.	Cable Part No.
<a href="#"><u>P2-04DA</u></a>	18	Feedthrough	<a href="#"><u>ZL-RTB20 (-1)</u></a>	<a href="#"><u>ZL-P2-CBL18 *</u></a>
<a href="#"><u>P2-04DA-1</u></a>				
<a href="#"><u>P2-04DA-2</u></a>				
<a href="#"><u>P2-04DAL-1</u></a>				
<a href="#"><u>P2-04DAL-2</u></a>				
<a href="#"><u>P2-08DA-1</u></a>				
<a href="#"><u>P2-08DA-2</u></a>				
<a href="#"><u>P2-08DAL-1</u></a>	24			<a href="#"><u>ZL-P2-CBL24 *</u></a>
<a href="#"><u>P2-08DAL-2</u></a>				
<a href="#"><u>P2-16DA-1</u></a>				
<a href="#"><u>P2-16DA-2</u></a>				
<a href="#"><u>P2-16DAL-1</u></a>	18			<a href="#"><u>ZL-P2-CBL18 *</u></a>
<a href="#"><u>P2-16DAL-2</u></a>				
<a href="#"><u>P2-8AD4DA-1</u></a>	18			<a href="#"><u>ZL-P2-CBL18 *</u></a>
<a href="#"><u>P2-8AD4DA-2</u></a>				



# I/O Modules

A variety of discrete, analog and specialty I/O modules are available for use in a Productivity2000 system. Specifications for each module are on the following pages.

A filler module is available for unused I/O module slots (part number [P2-FILL](#)).

## Discrete Input Modules

Productivity2000 Discrete Input Modules			
Part Number	Number of Inputs	Description	Price
<a href="#">P2-08SIM</a>	8	Input Simulator Module	\$67.00
<a href="#">P2-08ND3-1</a>	8	Sinking/Sourcing 12-24 VDC	\$70.00
<a href="#">P2-16ND-TTL</a>	16	Sinking/Sourcing	\$98.00
<a href="#">P2-16ND3-1</a>	16	Sinking/Sourcing 24V AC/DC	\$98.00
<a href="#">P2-32ND3-1</a>	32	Sinking/Sourcing 12-24 VDC	\$141.00
<a href="#">P2-08NE3</a>	8	Sinking/Sourcing 24V AC/DC	\$57.00
<a href="#">P2-16NE3</a>	16	Sinking/Sourcing 12-24 VDC	\$98.00
<a href="#">P2-32NE3</a>	32	Sinking/Sourcing 24V AC/DC	\$141.00
<a href="#">P2-08NAS</a>	8	AC Isolated 100-120 VAC	\$109.00
<a href="#">P2-16NA</a>	16	AC 100-240 VAC	\$149.00

## Specialty Modules

Productivity2000 Specialty Modules			
Part Number	Number of Channels	Description	Price
<a href="#">P2-HSI</a>	2	High-Speed Input	\$278.00
<a href="#">P2-HSO**</a>	2	High-Speed Output	\$278.00
<a href="#">P2-02HSC</a>	2	High-Speed Counter	\$116.00
<a href="#">P2-04PWM</a>	4	Pulse-Width Modulation	\$128.00
<a href="#">P2-SCM</a>	4 ports	Serial Communications Module	\$234.00

\*\* ZIPLink required.

## Analog Output Modules

Productivity2000 Analog Output Modules			
Part Number	Number of Channels	Description	Price
<a href="#">P2-04DA</a>	4	Analog Output (Voltage/Current)	\$276.00
<a href="#">P2-04DA-1</a>	4	Analog Output (Current)	\$210.00
<a href="#">P2-04DA-2</a>	4	Analog Output (Voltage)	\$205.00
<a href="#">P2-04DAL-1*</a>	4	Analog Output (Current)	\$157.00
<a href="#">P2-04DAL-2*</a>	4	Analog Output (Voltage)	\$146.00
<a href="#">P2-08DA-1</a>	8	Analog Output (Current)	\$385.00
<a href="#">P2-08DA-2</a>	8	Analog Output (Voltage)	\$353.00
<a href="#">P2-08DAL-1*</a>	8	Analog Output (Current)	\$287.00
<a href="#">P2-08DAL-2*</a>	8	Analog Output (Voltage)	\$278.00
<a href="#">P2-16DA-1</a>	16	Analog Output (Current)	\$503.00
<a href="#">P2-16DA-2</a>	16	Analog Output (Voltage)	\$482.00
<a href="#">P2-16DAL-1*</a>	16	Analog Output (Current)	\$358.00
<a href="#">P2-16DAL-2*</a>	16	Analog Output (Voltage)	\$343.00

\* Low resolution analog modules without OLED display.

## Discrete Output Modules

Productivity2000 Discrete Output Modules			
Part Number	Number of Outputs	Description	Price
<a href="#">P2-08TD1S</a>	8	Isolated Sinking	\$68.00
<a href="#">P2-08TD2S</a>	8	Isolated Sourcing	\$68.00
<a href="#">P2-15TD1</a>	15	Sinking	\$94.00
<a href="#">P2-15TD2</a>	15	Sourcing	\$92.00
<a href="#">P2-08TD1P</a>	8	Sinking Protected	\$58.00
<a href="#">P2-08TD2P</a>	8	Sourcing Protected	\$58.00
<a href="#">P2-16TD-TTL</a>	16	Sourcing	\$112.00
<a href="#">P2-16TD1P</a>	16	Sinking Protected	\$98.00
<a href="#">P2-16TD2P</a>	16	Sourcing Protected	\$98.00
<a href="#">P2-32TD1P</a>	32	Sinking Protected	\$141.00
<a href="#">P2-32TD2P</a>	32	Sourcing Protected	\$141.00
<a href="#">P2-08TAS</a>	8	Isolated AC	\$149.00
<a href="#">P2-16TA</a>	16	100-240 VAC Output	\$184.00
<a href="#">P2-06TRS</a>	6	Isolated Relay	\$107.00
<a href="#">P2-08TRS</a>	8	Isolated Relay	\$71.00
<a href="#">P2-16TR</a>	16	Relay	\$134.00

## Analog Input Modules

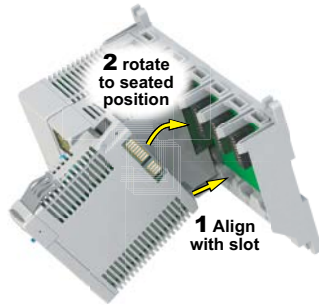
Productivity2000 Analog Input Modules			
Part Number	Number of Channels	Description	Price
<a href="#">P2-04AD</a>	4	Analog Input (Voltage/Current)	\$278.00
<a href="#">P2-04AD-1</a>	4	Analog Input (Current)	\$210.00
<a href="#">P2-04AD-2</a>	4	Analog Input (Voltage)	\$216.00
<a href="#">P2-08AD-1</a>	8	Analog Input (Current)	\$293.00
<a href="#">P2-08AD-2</a>	8	Analog Input (Voltage)	\$322.00
<a href="#">P2-08ADL-1*</a>	8	Analog Input (Current)	\$205.00
<a href="#">P2-08ADL-2*</a>	8	Analog Input (Voltage)	\$222.00
<a href="#">P2-16AD-1</a>	16	Analog Input (Current)	\$354.00
<a href="#">P2-16AD-2</a>	16	Analog Input (Voltage)	\$392.00
<a href="#">P2-16ADL-1*</a>	16	Analog Input (Current)	\$252.00
<a href="#">P2-16ADL-2*</a>	16	Analog Input (Voltage)	\$279.00
<a href="#">P2-06RTD</a>	6	Analog RTD Input	\$460.00
<a href="#">P2-08NTC</a>	8	Analog Thermocouple Input	\$410.00
<a href="#">P2-08THM</a>	8	Analog Thermistor Input	\$452.00

Productivity2000 Analog Input/Output Modules			
Part Number	Number of Channels	Description	Price
<a href="#">P2-8AD4DA-1</a>	8/4	Analog Input/Output (Current)	\$441.00
<a href="#">P2-8AD4DA-2</a>	8/4	Analog Input/Output (Voltage)	\$441.00


# I/O Module Installation Procedure

**WARNING: DO NOT APPLY FIELD POWER UNTIL THE FOLLOWING STEPS ARE COMPLETED. SEE HOT-SWAP PROCEDURE FOR EXCEPTIONS.**


**Step One:** Align module catch with base slot and module into connector.



**Step Two:** Pull top locking tab toward module face. Click indicates lock is engaged.



**Step Three:** Attach field wiring using removable terminal block or ZIPLink wiring system.



**WARNING: EXPLOSION HAZARD – DO NOT CONNECT OR DISCONNECT CONNECTORS OR OPERATE SWITCHES WHILE CIRCUIT IS LIVE UNLESS THE AREA IS KNOWN TO BE NON-HAZARDOUS. DO NOT HOT-SWAP MODULES UNLESS THE AREA IS KNOWN TO BE NON-HAZARDOUS.**