



Pneumatic Pilot Operated Check Valve Fittings

Pilot Operated Check Valves

These valves are designed for use in applications requiring an actuator to be locked in position. They work as a normal check valve (free flow from inlet to outlet, no flow outlet to inlet) until pressure is applied to the pilot port allow free flow from outlet to inlet.

Features

- Swivel input port
- Direct cylinder mount
- Plated for corrosion resistance
- Low cracking pressure
- Thread sealant standard on output ports



Part No. POC18N



Part No. POC14-18N

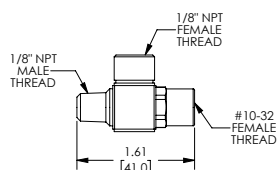
NITRA™ Pneumatic Pilot Operated Check Valve Fittings				
Part No.	Price	Description	Parts Per Pkg	Weight (lbs)
<u>POC18N</u>	\$52.00	NITRA pneumatic threaded fitting, pilot operated check valve, rotating, anodized aluminum body, zinc-plated brass threads, (1) 1/8in female NPT to (1) 1/8in male NPT to (1) #10-32 female threaded connection(s).	1	0.05
<u>POC14-18N</u>	\$53.00	NITRA pneumatic threaded fitting, pilot operated check valve, rotating, anodized aluminum body, zinc-plated brass threads, (1) 1/4in push-to-connect tubing to (1) 1/8in male NPT to (1) #10-32 female threaded connection(s).	1	0.05
<u>POC14-14N</u>	\$39.50	NITRA pneumatic threaded fitting, pilot operated check valve, rotating, anodized aluminum body, nickel-plated brass threads, (1) 1/4in push-to-connect tubing to (1) 1/4in male NPT to (1) #10-32 female threaded connection(s).	1	0.15

Dimensions

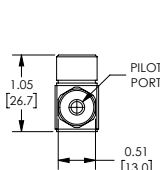
inches [mm]



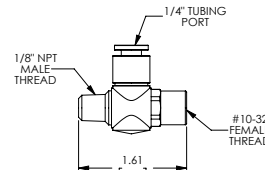
Part No. POC14-14N



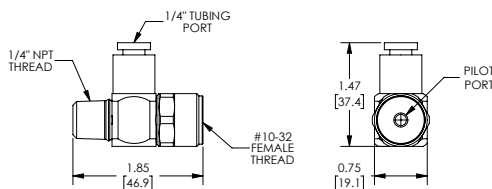
Part No. POC18N



Part No. POC14-18N



Part No. POC14-14N



See our website www.AutomationDirect.com for complete Engineering drawings.