



# Pneumatic Directional Control - Foot Pedal Valve with Guard

NITRA™ pneumatic CVS series directional control foot pedal valves are 5-port (4-way) spool valves that are ideal for non-electrical operator control applications. Available in 1/4" NPT with a flow coefficient (Cv) of 0.80. Models are available with momentary or latching operation.



**Foot Pedal Valve with Guard**

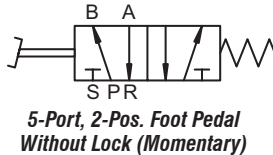
## Features

- Body ported, 5-port (4-way) spool valves
- 1/4" NPT ports
- Momentary or latching models
- Includes guard to prevent accidental actuation
- 2 year warranty



See [www.AutomationDirect.com](http://www.AutomationDirect.com) for a wide variety of fitting options

**Diagram "A"**



**Diagram "B"**



CVS Series Air Pilot Valve Specifications		
Model	<u>CVS-5272-FP</u> (Momentary)	<u>CVS-527D2-FP</u> (Latching)
Price	\$51.00	\$57.00
Weight (lbs)	2.3	2.4
Valve Type	5-port 2-position	
Acting	Direct Acting	
Diagram	A	B
Port Size	1/4" NPT	
Flow Cv	0.80	
Fluid	Air (to be filtered by 40μ filter element)	
Min. / Max. Pressure	0-115Psi	
Temperature	-5~60°C (23~140°F)	
Lubrication	Not Required	
Body	Aluminum Alloy	
Drawing Figure	10	

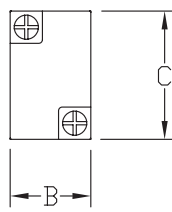
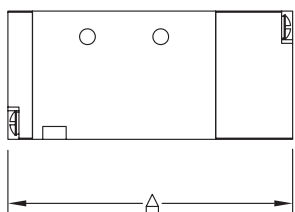
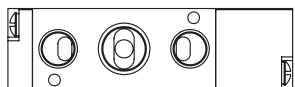


# Pneumatic Directional Control – Manual Valve Dimensions

## Dimensions

mm [inches]

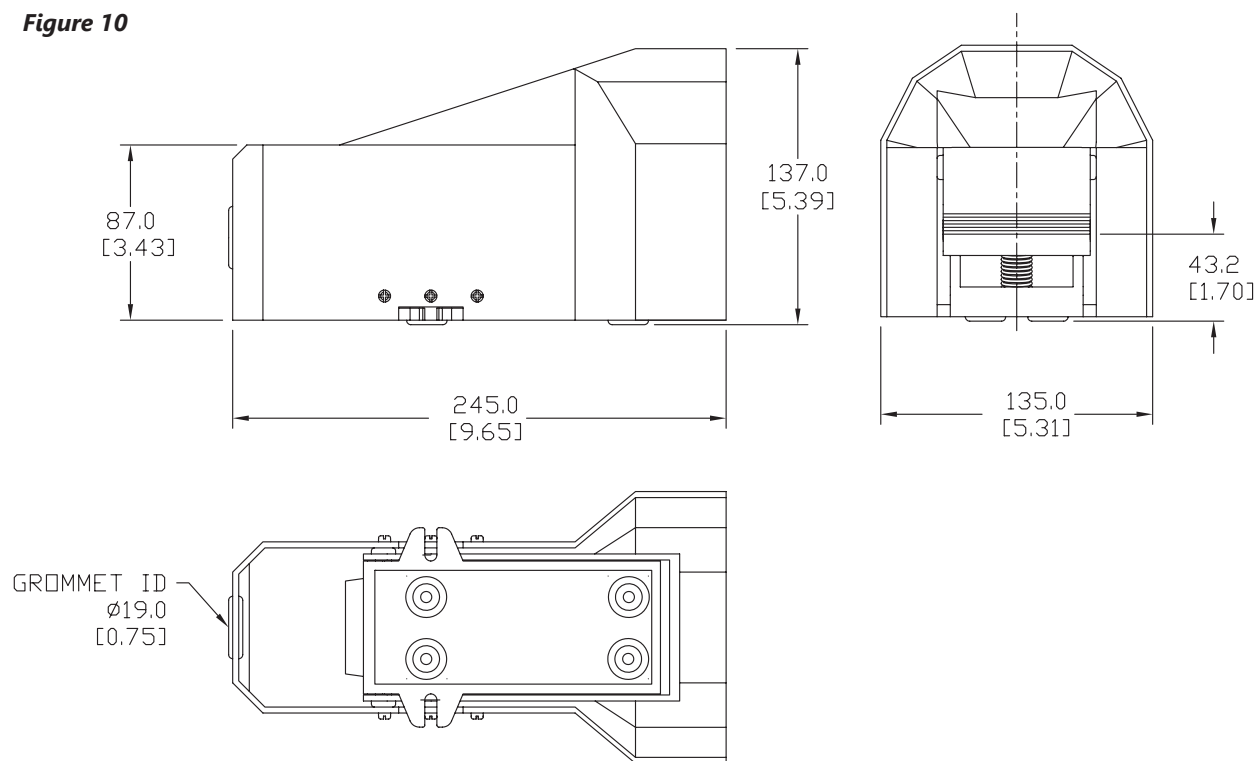
Figures 1-9



PILOT VALVE DIMENSIONS									
DWG FIGURE	1	2	3	4	5	6	7	8	9
DIM. A	77.7 [3.06]	92.0 [3.62]	111.0 [4.37]	95.5 [3.76]	111.0 [4.37]	130.0 [5.12]	128.0 [5.04]	142.0 [5.51]	163.0 [6.42]
DIM. B	22.0 [0.87]	22.0 [0.87]	22.0 [0.87]	27.0 [1.06]	27.0 [1.06]	27.0 [1.06]	34.0 [1.34]	34.0 [1.34]	34.0 [1.34]
DIM. C	35.0 [1.38]	35.0 [1.38]	35.0 [1.38]	40.0 [1.57]	40.0 [1.57]	40.0 [1.57]	50.0 [1.97]	50.0 [1.97]	50.0 [1.97]

See our website [www.AutomationDirect.com](http://www.AutomationDirect.com) for complete Engineering drawings

Figure 10



See our website [www.AutomationDirect.com](http://www.AutomationDirect.com) for complete Engineering drawings