



BVS-4 Series Control Distribution Blocks



Part No. **BVPS-4**

NITRA pneumatic control distribution blocks are a convenient way to connect a bank of valves to a controller. Replace a bundle of solenoid cables with one 5-pole M12 cable. Each block matches up with a manifold of two to four stations.

Features

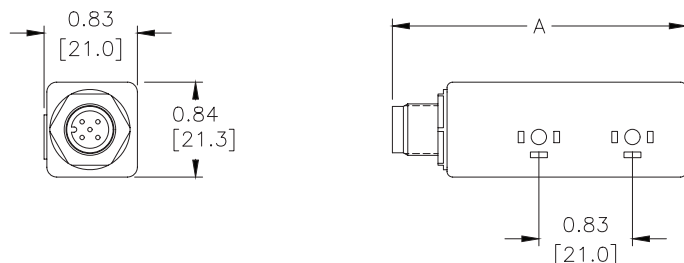
- Single 5-pole M12 wiring connection
- IP 65 rating
- 2 to 4 stations



BVS-4 Series Control Distribution Blocks				
Part No.	Description	Dimension "A" in [mm]	Price	Weight (lbs)
BVPS-2	NITRA control distribution block, AC/DC, 2 stations, M12 connector. For use with BVS-4 series valves.	2.60 [66.0]	\$51.00	0.2
BVPS-3	NITRA control distribution block, AC/DC, 3 stations, M12 connector. For use with BVS-4 series valves.	3.43 [87.0]	\$77.00	0.3
BVPS-4	NITRA control distribution block, AC/DC, 4 stations, M12 connector. For use with BVS-4 series valves.	4.25 [108.0]	\$102.00	0.3

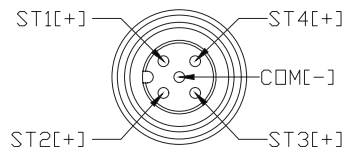
Dimensions

inches [mm]

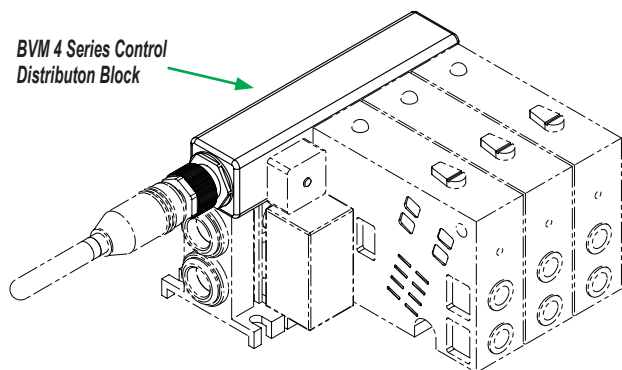


Wiring

BVPS WIRING DIAGRAM



BVM 4 Series Control Distribution Block



For the BVS-4 Control Distribution Block use one of the following cable part numbers:

7000-12241-2150300

7000-12361-2150300

7000-12241-2150500

7000-12361-2150500

7000-12241-2151000

7000-12361-2151000

For further details see the wiring-solutions section of our catalog or our website www.AutomationDirect.com

See our website www.AutomationDirect.com for complete Engineering drawings.



BVS-4 Series Control Distribution Blocks

BVS-4 Series Control Distribution Blocks Accessories



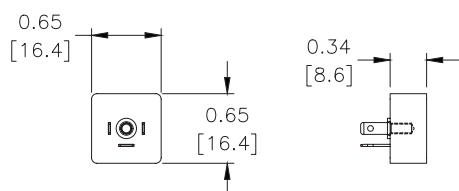
BVPS-BP

AVPS Series Control Distribution Blocks Accessories

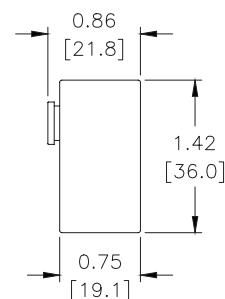
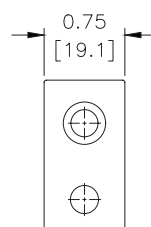
Part No.	Description	Price	Weight (lbs)
<u>BVPS-BP</u>	NITRA blanking plug, for use with BVPS series control distribution blocks.	\$14.00	0.1
<u>BVM-4BP2</u>	NITRA blanking plug, fiberglass reinforced plastic. For use with BVM-4x6M manifolds.	\$16.00	0.1

Dimensions

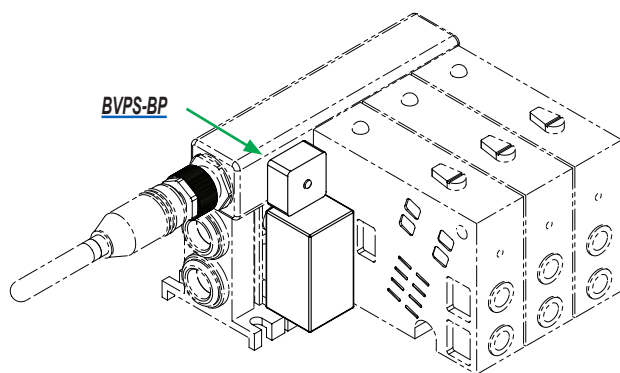
inches [mm]



Part No. **BVPS-BP**



Part No. **BVM-4BPx**



See our website www.AutomationDirect.com for complete Engineering drawings.