

NEMA 4, 4X, 12, and 13 Stainless Steel Single-Door Padlocking Wall-Mount



Applications

Provides unmatched protection for housing electrical components in highly corrosive environments. This enclosure is used in indoor and outdoor settings that are frequently wet or have constant exposure to water, other liquids, or contaminants.

Construction

- Fabricated from 14-gauge type 304 or 316L stainless steel
- Rolled lip on three sides of door and all sides of enclosure opening is provided to exclude liquids and contaminants
- Quick and easy-to-operate stainless steel door clamps are provided
- Hasp and staple is provided for padlocking
- Doors are sealed with poured-in-place polyurethane gasket
- Collar studs provided for mounting optional subpanels
- External mounting feet for mounting enclosure
- Grounding provisions provided
- Optional subpanels must be ordered separately
- Continuously plasma-welded seams
- Uses WAN4XRA clamp

Finish

- Cover and outside of enclosure have smooth-grained finish

Listings

- UL 508, 4, 4X, 12, and 13 [File E64791]
- Meets NEMA/EEMAC 4, 4X, 12, and 13 requirements



Note: For current listings, please see www.automationdirect.com

Shipping Schedule

Same day 1 - 5 days 1 - 7 days 1-10 days 1 - 15 days 1 - 20 days

Color indicates shipping lead time in business days.

NEMA 4, 4X, 12, and 13 Stainless Steel Single-Door Wall-Mount Enclosure

304 Stainless Steel	Price	316L Stainless Steel	Price	DimensionsHxWxD	Painted Steel Subpanel	Stainless Steel Subpanel
SSN4161206	\$756.00	-	-	16.00 x 12.00 x 7.03 [406 x 305 x 179]	NP1612	NP1612SS
SSN4161208	\$808.00	-	-	16.00 x 12.00 x 9.03 [406 x 305 x 229]	NP1612	NP1612SS
SSN4161606	\$838.00	SSN4161606A	\$1,017.00	16.00 x 16.00 x 7.03 [406 x 406 x 179]	NP1616	NP1616SS
SSN4201606	\$920.00	-	-	20.00 x 16.00 x 7.03 [508 x 406 x 179]	NP2016	NP2016SS
SSN4201608	\$986.00	-	-	20.00 x 16.00 x 9.03 [508 x 406 x 229]	NP2016	NP2016SS
SSN4201610	\$1,053.00	SSN4201610A	\$1,281.00	20.00 x 16.00 x 11.03 [508 x 406 x 280]	NP2016	NP2016SS
SSN4202006	\$1,016.00	-	-	20.00 x 20.00 x 7.03 [508 x 508 x 179]	NP2020	NP2020SS
-	-	SSN4202008A	\$1,315.00	20.00 x 20.00 x 9.03 [508 x 508 x 229]	NP2020	NP2020SS
SSN4202408	\$1,190.00	-	-	20.00 x 24.00 x 9.03 [508 x 610 x 229]	NP2420	NP2420SS
-	-	SSN4241608A	\$1,308.00	24.00 x 16.00 x 9.03 [610 x 406 x 229]	NP2416	NP2416SS
SSN4242006	\$1,113.00	-	-	24.00 x 20.00 x 7.03 [610 x 508 x 179]	NP2420	NP2420SS
SSN4242008	\$1,244.00	SSN4242008A	\$1,468.00	24.00 x 20.00 x 9.03 [610 x 508 x 229]	NP2420	NP2420SS

Notes: Subpanels must be ordered separately.
Dimensions in inches [millimeters].
Letters in table correspond to letters on dimensional drawings.

Table continued on next page

NEMA 4, 4X, 12, and 13 Stainless Steel Single-Door Padlocking Wall-Mount



Shipping Schedule

Same day 1 - 5 days 1 - 7 days 1-10 days 1 - 15 days 1 - 20 days

Color indicates shipping lead time in business days.

Table continued from previous page

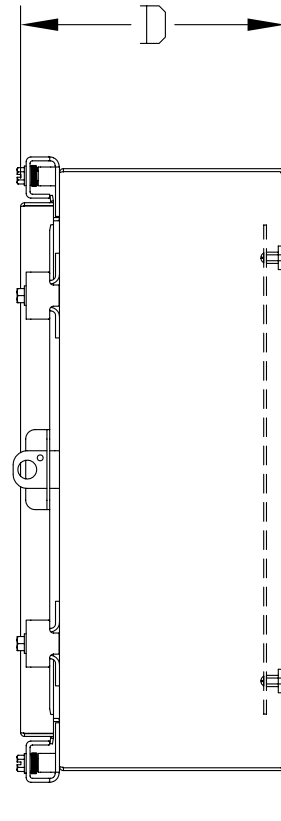
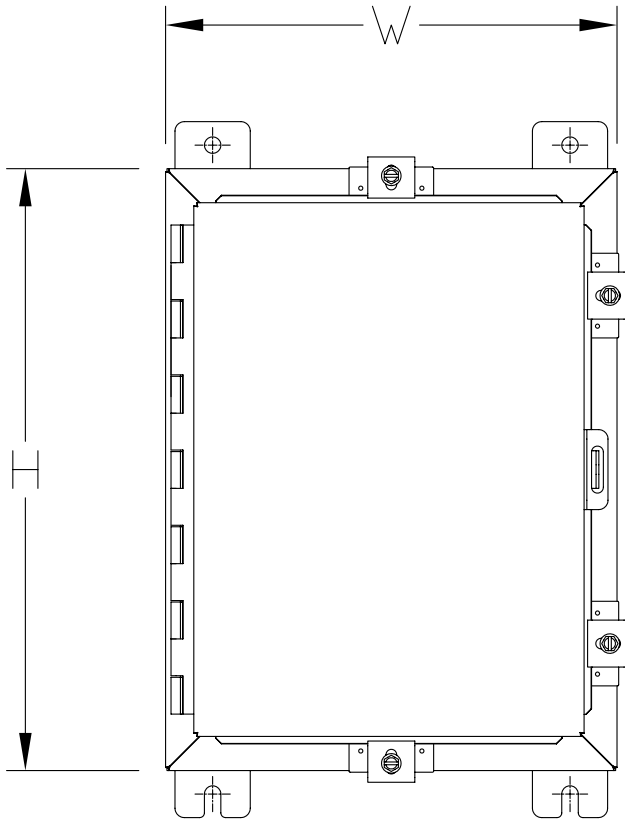
NEMA 4, 4X, 12, and 13 Stainless Steel Single-Door Wall-Mount Enclosure						
304 Stainless Steel	Price	316L Stainless Steel	Price	DimensionsHxWxD	Painted Steel Subpanel	Stainless Steel Subpanel
SSN4242010	\$1,279.00	-	-	24.00 x 20.00 x 11.03 [610 x 508 x 280]	NP2420	NP2420SS
SSN4242408	\$1,315.00	SSN4242408A	\$1,616.00	24.00 x 24.00 x 9.03 [610 x 610 x 229]	NP2424	NP2424SS
SSN4242412	\$1,587.00	-	-	24.00 x 24.00 x 13.03 [610 x 610 x 331]	NP2424	NP2424SS
SSN4243008	\$1,696.00	-	-	24.00 x 30.00 x 9.03 [610 x 762 x 229]	NP3024	NP3024SS
SSN4302408	\$1,587.00	-	-	30.00 x 24.00 x 9.03 [762 x 610 x 229]	NP3024	NP3024SS
SSN4302410	\$1,669.00	SSN4302410A	\$2,040.00	30.00 x 24.00 x 11.03 [762 x 610 x 280]	NP3024	NP3024SS
SSN4303008	\$1,704.00	-	-	30.00 x 30.00 x 9.03 [762 x 762 x 229]	NP3030	NP3030SS
SSN4362410	\$1,783.00	-	-	36.00 x 24.00 x 11.03 [914 x 610 x 280]	NP3624	NP3624SS
SSN4363010	\$2,038.00	SSN4363010A	\$2,474.00	36.00 x 30.00 x 11.03 [914 x 762 x 280]	NP3630	NP3630SS
SSN4363012	\$2,162.00	-	-	36.00 x 30.00 x 13.03 [914 x 762 x 331]	NP3630	NP3630SS
SSN4363612	\$2,612.00	-	-	36.00 x 36.00 x 13.03 [914 x 914 x 331]	NP3636	NP3636SS
SSN4423010	\$2,399.00	-	-	42.00 x 30.00 x 11.03 [1067 x 762 x 280]	NP4230	NP4230SS
SSN4483610	\$2,845.00	SSN4483610A	\$3,452.00	48.00 x 36.00 x 11.03 [1219 x 914 x 280]	NP4836	NP4836SS
SSN4483612	\$2,962.00	-	-	48.00 x 36.00 x 13.03 [1219 x 914 x 331]	NP4836	NP4836SS

Notes: Subpanels must be ordered separately.
Dimensions in inches [millimeters].
Letters in table correspond to letters on dimensional drawings.

NEMA 4, 4X, 12, and 13 Stainless Steel Single-Door Padlocking Wall-Mount



Dimensions



Enclosure Subpanels



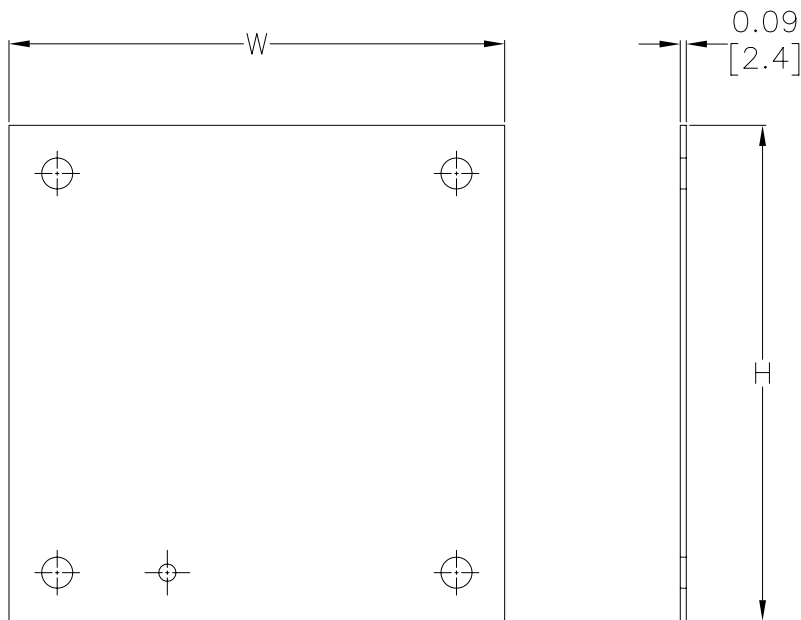
Subpanels for NEMA 1, 12, 4 and 4X Wall-Mount Enclosures and WC9 NEMA 12 Operator Consoles

- 12-gauge steel (perforated subpanels are 14-gauge)
- Subpanels with any side over 17 in [432 mm] have 0.25 in [6mm] flange on all sides
- Painted steel and perforated subpanels white polyester powder over phosphatized surfaces
- Galvanized subpanels have a conductive finish (no paint) Panels listed fit the following enclosures:
- NEMA 1 large (N1C, 42 in [1067 mm] width and wider)
- NEMA 12 single door wall-mount (N12)
- NEMA 12 two-door wall-mount (WA_WF)
- NEMA 12 single door flush wall-mount (WA_FM)
- NEMA 4 (N4) and 4X (SSN) single door wall-mount
- NEMA 12 operator consoles (WC9)
- NEMA 12 Wall Disconnect (SDN12_PL and ABN12)
- NEMA 4 and 4X Wall-Mount Disconnect (SSN4 and SSN4X)



Note: Use NPxxxx subpanels in NEMA 1, NEMA 4 and 4X, and NEMA 12 enclosures only. Do NOT use NPxxxx subpanels in N412 Ultimate Series enclosures with a C in the suffix.

Dimensions



NOTE:
SUBPANELS LARGER THAN
20 X 20 HAVE (2) 0.31"
GROUND HOLES.

Note: Perforated panels have 0.13in [3 mm] diameter holes at 0.25 in [6 mm] spacing.

Enclosure Subpanels



Shipping Schedule

Same day 1 - 5 days 1 - 7 days 1 - 15 days 1 - 20 days

Color indicates shipping lead time in business days.

Subpanels for NEMA 1, 12, 4 and 4X Wall-Mount Enclosures and WC9 NEMA 12 Operator Consoles

Painted Steel	Price	Galvanized	Price	304 Stainless Steel	Price	Nominal Enclosure Size HxW	Subpanel Size AxB
NP1212	\$18.50	-	-	—	—	12 x 12	9.00 x 9.00 [229 x 229]
NP1224	\$45.50	-	-	—	—	24 x 12	9.00 x 21.00 [229 x 533]
NP1612	\$33.00	-	-	NP1612SS	\$87.00	12 x 16 16 x 12	13.00 x 9.00 [330 x 229]
NP1616	\$40.50	-	-	NP1616SS	\$106.00	16 x 16	13.00 x 13.00 [330 x 330]
NP2012	\$38.00	-	-	—	—	20 x 12	17.00 x 9.00 [432 x 229]
NP2016	\$48.00	-	-	NP2016SS	\$128.00	20 x 16	17.00 x 13.00 [432 x 330]
NP2020	\$58.00	-	-	NP2020SS	\$165.00	20 x 20	17.00 x 17.00 [432 x 432]
NP2416	\$56.00	-	-	NP2416SS	\$159.00	24 x 16	21.00 x 13.00 [533 x 330]
NP2420	\$75.00	-	-	NP2420SS	\$200.00	24 x 20	21.00 x 17.00 [533 x 432]
NP2424	\$86.00	-	-	NP2424SS	\$233.00	24 x 24	21.00 x 21.00 [533 x 533]
NP3016	\$75.00	-	-	—	—	30 x 16	27.00 x 13.00 [686 x 330]
NP3020	\$90.00	-	-	NP3020SS	\$268.00	30 x 20	27.00 x 17.00 [686 x 432]
NP3024	\$105.00	-	-	NP3024SS	\$283.00	24 x 30 30 x 24	27.00 x 21.00 [686 x 533]
NP3030	\$147.00	-	-	NP3030SS	\$452.00	30 x 30	27.00 x 27.00 [686 x 686]
NP3624	\$125.00	-	-	NP3624SS	\$386.00	36 x 24	33.00 x 21.00 [838 x 533]
NP3630	\$167.00	-	-	NP3630SS	\$443.00	30 x 36 36 x 30	33.00 x 27.00 [838 x 686]
NP3636	\$196.00	-	-	NP3636SS	\$535.00	36 x 36	33.00 x 33.00 [838 x 838]
NP4024	\$151.00	-	-	—	—	40 x 24	37.00 x 21.00 [940 x 533]
NP4224	\$144.00	-	-	—	—	42 x 24	39.00 x 21.00 [991 x 533]
NP4230	\$191.00	-	-	NP4230SS	\$563.00	42 x 30	39.00 x 27.00 [991 x 686]
NP4236	\$225.00	-	-	NP4236SS	\$676.00	42 x 36	39.00 x 33.00 [991 x 838]
NP4824	\$163.00	-	-	—	—	48 x 24	45.00 x 21.00 [1143 x 533]
NP4830	\$215.00	-	-	—	—	48 x 30	45.00 x 27.00 [1143 x 686]
NP4836	\$254.00	-	-	NP4836SS	\$731.00	48 x 36	45.00 x 33.00 [1143 x 838]
NP6030	\$263.00	-	-	—	—	60 x 30	57.00 x 27.00 [1448 x 686]
NP6036	\$313.00	-	-	NP6036SS	\$965.00	60 x 36	57.00 x 33.00 [1448 x 838]
NP7230	\$302.00	NP7230G	\$327.00	—	—	72 x 30	69.00 x 27.00 [1753 x 686]
NP7236	\$371.00	NP7236G	\$402.00	—	—	72 x 36	69.00 x 33.00 [1753 x 838]

Notes: Dimensions in inches [millimeters].

Letters in table correspond to letters on dimensional drawing.

Disconnect enclosures will be up to 2 in [51 mm] wider than width dimensions in this table.