

# NEMA 4, 12, and 13 Single-Door Wall-Mount



## Applications

Intended for use in housing electrical controls, instruments, components, and associated wiring, these enclosures incorporate hinged doors which provide convenient access. Designed for indoor or outdoor use in protecting components from dust, dirt, oil, and hose-directed water.



## Construction

- Bodies and doors fabricated from 14-gauge steel
- Rolled lip on three sides of door and all sides of enclosure opening is provided to exclude liquids and contaminants
- Quick and easy-to-operate stainless steel door clamps are provided
- Doors removable by pulling stainless steel continuous hinge pin
- Hasp and staple for padlocking
- Poured-in-place polyurethane gasket
- Collar studs provided for mounting optional subpanels
- External mounting feet for mounting enclosure
- Grounding provisions provided
- Optional subpanels must be ordered separately
- Continuously plasma-welded seams
- Uses WAN4XRA clamp

## Finish

- ANSI-61 gray polyester powder light texture inside and out over phosphatized surfaces

## Listings

- UL 508, 4, 12, and 13 [UL file E64791]
- NEMA/EEMAC 4, 12, and 13
- JIC EL-1-71



Note: For current listings, please see [www.automationdirect.com](http://www.automationdirect.com)

## Shipping Schedule

Same day 1 - 5 days 1 - 7 days 1 - 15 days 1 - 20 days

Color indicates shipping lead time in business days.

## NEMA 4, 12, and 13 Single-Door Wall-Mount

Part Number	Price	Enclosure Size HxWxD	Painted Steel Subpanel	Stainless Steel Subpanel
<a href="#">N4161208</a>	\$481.00	16.00 x 12.00 x 9.03 [406 x 305 x 229]	<a href="#">NP1612</a>	<a href="#">NP1612SS</a>
<a href="#">N4161606</a>	\$494.00	16.00 x 16.00 x 7.03 [406 x 406 x 179]	<a href="#">NP1616</a>	<a href="#">NP1616SS</a>
<a href="#">N4201606</a>	\$529.00	20.00 x 16.00 x 7.03 [508 x 406 x 179]	<a href="#">NP2016</a>	<a href="#">NP2016SS</a>
<a href="#">N4201608</a>	\$558.00	20.00 x 16.00 x 9.03 [508 x 406 x 229]	<a href="#">NP2016</a>	<a href="#">NP2016SS</a>
<a href="#">N4201610</a>	\$587.00	20.00 x 16.00 x 11.03 [508 x 406 x 280]	<a href="#">NP2016</a>	<a href="#">NP2016SS</a>
<a href="#">N4202006</a>	\$571.00	20.00 x 20.00 x 7.03 [508 x 508 x 179]	<a href="#">NP2020</a>	<a href="#">NP2020SS</a>
<a href="#">N4202008</a>	\$603.00	20.00 x 20.00 x 9.03 [508 x 508 x 229]	<a href="#">NP2020</a>	<a href="#">NP2020SS</a>
<a href="#">N4202408</a>	\$655.00	20.00 x 24.00 x 9.03 [508 x 610 x 229]	<a href="#">NP2420</a>	<a href="#">NP2420SS</a>
<a href="#">N4242008</a>	\$661.00	24.00 x 20.00 x 9.03 [610 x 508 x 229]	<a href="#">NP2420</a>	<a href="#">NP2420SS</a>
<a href="#">N4242010</a>	\$691.00	24.00 x 20.00 x 11.03 [610 x 508 x 280]	<a href="#">NP2420</a>	<a href="#">NP2420SS</a>
<a href="#">N4242408</a>	\$700.00	24.00 x 24.00 x 9.03 [610 x 610 x 229]	<a href="#">NP2424</a>	<a href="#">NP2424SS</a>
<a href="#">N4243008</a>	\$785.00	24.00 x 30.00 x 9.03 [610 x 762 x 229]	<a href="#">NP3024</a>	<a href="#">NP3024SS</a>

Notes: Subpanels must be ordered separately.  
Dimensions in inches [millimeters]  
Letters in table correspond to letters on dimensional drawings.

Table continued on next page

# NEMA 4, 12, and 13 Single-Door Wall-Mount



Shipping Schedule				
Same day	1 - 5 days	1 - 7 days	1 - 15 days	1 - 20 days

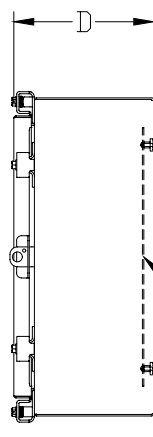
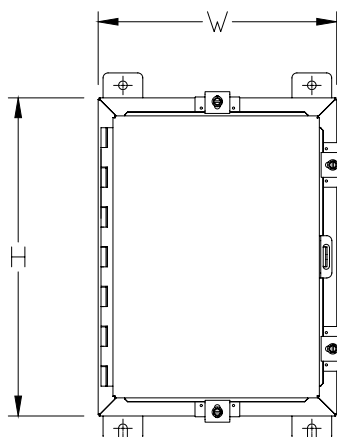
Color indicates shipping lead time in business days.

Table continued from previous page

NEMA 4, 12, and 13 Single-Door Wall-Mount				
Part Number	Price	Enclosure Size HxWxD	Painted Steel Subpanel	Stainless Steel Subpanel
<a href="#">N4302408</a>	\$792.00	30.00 x 24.00 x 9.03 [762 x 610 x 229]	<a href="#">NP3024</a>	<a href="#">NP3024SS</a>
<a href="#">N4302410</a>	\$836.00	30.00 x 24.00 x 11.03 [762 x 610 x 280]	<a href="#">NP3024</a>	<a href="#">NP3024SS</a>
<a href="#">N4302412</a>	\$864.00	30.00 x 24.00 x 13.03 [762 x 610 x 331]	<a href="#">NP3024</a>	<a href="#">NP3024SS</a>
<a href="#">N4303008</a>	\$869.00	30.00 x 30.00 x 9.03 [762 x 762 x 229]	<a href="#">NP3030</a>	<a href="#">NP3030SS</a>
<a href="#">N4362408</a>	\$854.00	36.00 x 24.00 x 9.03 [914 x 610 x 229]	<a href="#">NP3624</a>	<a href="#">NP3624SS</a>
<a href="#">N4363010</a>	\$1,013.00	36.00 x 30.00 x 11.03 [914 x 762 x 280]	<a href="#">NP3630</a>	<a href="#">NP3630SS</a>
<a href="#">N4363012</a>	\$1,066.00	36.00 x 30.00 x 13.03 [914 x 762 x 331]	<a href="#">NP3630</a>	<a href="#">NP3630SS</a>
<a href="#">N4483010</a>	\$1,241.00	48.00 x 30.00 x 11.03 [1219 x 762 x 280]	<a href="#">NP4830</a>	—
<a href="#">N4483608</a>	\$1,315.00	48.00 x 36.00 x 9.03 [1219 x 914 x 229]	<a href="#">NP4836</a>	<a href="#">NP4836SS</a>
<a href="#">N4603616</a>	\$1,804.00	60.00 x 36.00 x 17.03 [1524 x 914 x 433]	<a href="#">NP6036</a>	<a href="#">NP6036SS</a>

Notes: Subpanels must be ordered separately.  
Dimensions in inches [millimeters]  
Letters in table correspond to letters on dimensional drawings.

## Dimensions



Note: Do NOT use NPxxxxC subpanels in NEMA 1, NEMA 4 and 4X, and NEMA 12 enclosures. For example: Subpanel NP1612C will not fit enclosure. WA161206FM (NP1612 is the correct subpanel). Only use NPxxxx subpanels in NEMA 1, NEMA 4 and 4X, and NEMA 12 enclosures.

SUBPANEL  
(ORDER SEPARATELY)

# Enclosure Subpanels



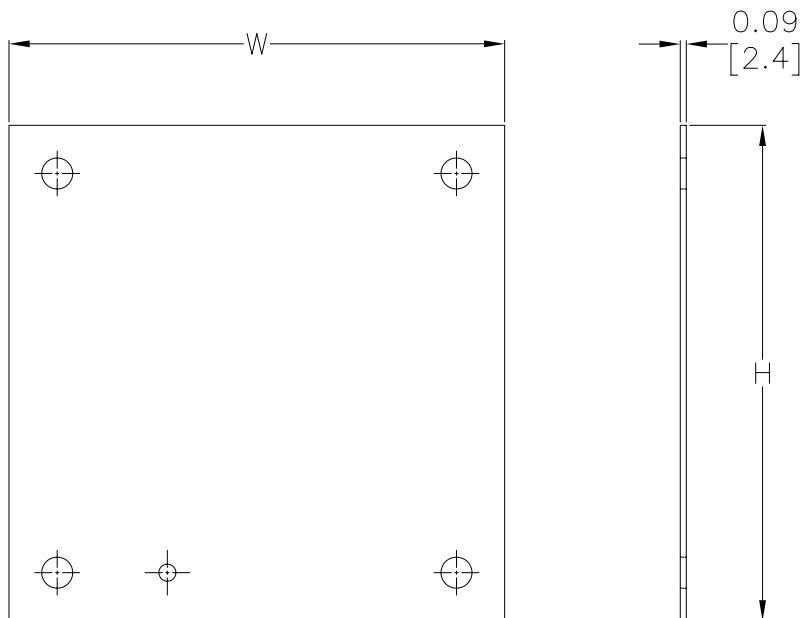
## Subpanels for NEMA 1, 12, 4 and 4X Wall-Mount Enclosures and WC9 NEMA 12 Operator Consoles

- 12-gauge steel (perforated subpanels are 14-gauge)
- Subpanels with any side over 17 in [432 mm] have 0.25 in [6mm] flange on all sides
- Painted steel and perforated subpanels white polyester powder over phosphatized surfaces
- Galvanized subpanels have a conductive finish (no paint) Panels listed fit the following enclosures:
- NEMA 1 large (N1C, 42 in [1067 mm] width and wider)
- NEMA 12 single door wall-mount (N12)
- NEMA 12 two-door wall-mount (WA\_WF)
- NEMA 12 single door flush wall-mount (WA\_FM)
- NEMA 4 (N4) and 4X (SSN) single door wall-mount
- NEMA 12 operator consoles (WC9)
- NEMA 12 Wall Disconnect (SDN12\_PL and ABN12)
- NEMA 4 and 4X Wall-Mount Disconnect (SSN4 and SSN4X)



Note: Use NPxxxx subpanels in NEMA 1, NEMA 4 and 4X, and NEMA 12 enclosures only. Do NOT use NPxxxx subpanels in N412 Ultimate Series enclosures with a C in the suffix.

## Dimensions



NOTE:  
SUBPANELS LARGER THAN  
20 X 20 HAVE (2) 0.31"  
GROUND HOLES.

Note: Perforated panels have 0.13in [3 mm] diameter holes at 0.25 in [6 mm] spacing.

# Enclosure Subpanels



## Shipping Schedule

Same day 1 - 5 days 1 - 7 days 1 - 15 days 1 - 20 days

Color indicates shipping lead time in business days.

## Subpanels for NEMA 1, 12, 4 and 4X Wall-Mount Enclosures and WC9 NEMA 12 Operator Consoles

Painted Steel	Price	Galvanized	Price	304 Stainless Steel	Price	Nominal Enclosure Size HxW	Subpanel Size AxB
<a href="#">NP1212</a>	\$18.50	-	-	—	—	12 x 12	9.00 x 9.00 [229 x 229]
<a href="#">NP1224</a>	\$45.50	-	-	—	—	24 x 12	9.00 x 21.00 [229 x 533]
<a href="#">NP1612</a>	\$33.00	-	-	<a href="#">NP1612SS</a>	\$87.00	12 x 16 16 x 12	13.00 x 9.00 [330 x 229]
<a href="#">NP1616</a>	\$40.50	-	-	<a href="#">NP1616SS</a>	\$106.00	16 x 16	13.00 x 13.00 [330 x 330]
<a href="#">NP2012</a>	\$38.00	-	-	—	—	20 x 12	17.00 x 9.00 [432 x 229]
<a href="#">NP2016</a>	\$48.00	-	-	<a href="#">NP2016SS</a>	\$128.00	20 x 16	17.00 x 13.00 [432 x 330]
<a href="#">NP2020</a>	\$58.00	-	-	<a href="#">NP2020SS</a>	\$165.00	20 x 20	17.00 x 17.00 [432 x 432]
<a href="#">NP2416</a>	\$56.00	-	-	<a href="#">NP2416SS</a>	\$159.00	24 x 16	21.00 x 13.00 [533 x 330]
<a href="#">NP2420</a>	\$75.00	-	-	<a href="#">NP2420SS</a>	\$200.00	24 x 20	21.00 x 17.00 [533 x 432]
<a href="#">NP2424</a>	\$86.00	-	-	<a href="#">NP2424SS</a>	\$233.00	24 x 24	21.00 x 21.00 [533 x 533]
<a href="#">NP3016</a>	\$75.00	-	-	—	—	30 x 16	27.00 x 13.00 [686 x 330]
<a href="#">NP3020</a>	\$90.00	-	-	<a href="#">NP3020SS</a>	\$268.00	30 x 20	27.00 x 17.00 [686 x 432]
<a href="#">NP3024</a>	\$105.00	-	-	<a href="#">NP3024SS</a>	\$283.00	24 x 30 30 x 24	27.00 x 21.00 [686 x 533]
<a href="#">NP3030</a>	\$147.00	-	-	<a href="#">NP3030SS</a>	\$452.00	30 x 30	27.00 x 27.00 [686 x 686]
<a href="#">NP3624</a>	\$125.00	-	-	<a href="#">NP3624SS</a>	\$386.00	36 x 24	33.00 x 21.00 [838 x 533]
<a href="#">NP3630</a>	\$167.00	-	-	<a href="#">NP3630SS</a>	\$443.00	30 x 36 36 x 30	33.00 x 27.00 [838 x 686]
<a href="#">NP3636</a>	\$196.00	-	-	<a href="#">NP3636SS</a>	\$535.00	36 x 36	33.00 x 33.00 [838 x 838]
<a href="#">NP4024</a>	\$151.00	-	-	—	—	40 x 24	37.00 x 21.00 [940 x 533]
<a href="#">NP4224</a>	\$144.00	-	-	—	—	42 x 24	39.00 x 21.00 [991 x 533]
<a href="#">NP4230</a>	\$191.00	-	-	<a href="#">NP4230SS</a>	\$563.00	42 x 30	39.00 x 27.00 [991 x 686]
<a href="#">NP4236</a>	\$225.00	-	-	<a href="#">NP4236SS</a>	\$676.00	42 x 36	39.00 x 33.00 [991 x 838]
<a href="#">NP4824</a>	\$163.00	-	-	—	—	48 x 24	45.00 x 21.00 [1143 x 533]
<a href="#">NP4830</a>	\$215.00	-	-	—	—	48 x 30	45.00 x 27.00 [1143 x 686]
<a href="#">NP4836</a>	\$254.00	-	-	<a href="#">NP4836SS</a>	\$731.00	48 x 36	45.00 x 33.00 [1143 x 838]
<a href="#">NP6030</a>	\$263.00	-	-	—	—	60 x 30	57.00 x 27.00 [1448 x 686]
<a href="#">NP6036</a>	\$313.00	-	-	<a href="#">NP6036SS</a>	\$965.00	60 x 36	57.00 x 33.00 [1448 x 838]
<a href="#">NP7230</a>	\$302.00	<a href="#">NP7230G</a>	\$327.00	—	—	72 x 30	69.00 x 27.00 [1753 x 686]
<a href="#">NP7236</a>	\$371.00	<a href="#">NP7236G</a>	\$402.00	—	—	72 x 36	69.00 x 33.00 [1753 x 838]

Notes: Dimensions in inches [millimeters].

Letters in table correspond to letters on dimensional drawing.

Disconnect enclosures will be up to 2 in [51 mm] wider than width dimensions in this table.