

Disconnect Handle Applications for Disconnect Enclosures

Designed to house the following available at AutomationDirect.com

- AutomationDirect.com NEMA 1/12 Flexible shaft handle for Molded Case Circuit Breakers (MCCBs). Series F_S0_C flex handle mechanisms are available in four sizes to actuate all AutomationDirect MCCBs from 15 amps up to 600 amps. **F0S03C, F0S06C, F1S03C, F1S06C, F3S03C, F3S06C, F4S04C, and F4S06C**
- Socomec Disconnect switches with cable, flange-mounted cable operator and handles. Handles **37299002** and **37299003**, cable operator **37299903**, and cables **37299992** (3ft) or **37299993** (5ft)
- Fuji Electric NEMA 12 flexible shaft handle for Molded Case Circuit Breakers (MCCBs). Series BW9F flex handle mechanisms are available in four sizes to actuate all Fuji Electric MCCBs from 15 Amps to 800 Amps. **BW9F0CA-15A, BW9F0CA-20A, BW9F0GA-15A, BW9F0GA-20A, BW9F0HA-15A, BW9F0HA-20A, BW9F0JA-15A, and BW9F0JA-20A.**
- Gladiator Molded Case Circuit Breakers (MCCBs) flange mounted cable operator and handles. See Gladiator sections for handles and cable options. **GCBX1-FHC-N3R4-M, GCBX1-FHC-N4X-M, GCBX5-FHC-N3R4-M, and GCBX5-FHC-N4X-M**

Available at AutomationDirect.com

Disconnect Enclosure Series	AutomationDirect F_S0_C Series	Socomec 37299002 and 37299003	Fuji BW9F series	Gladiator GCBX
N412_CD Series	✓	✓	✓	✓
N412_CDSS Series	✓	✓	✓	✓
N412_CDSSA Series	✓	✓	✓	✓
N412_CSTD Series	✓	✓	✓	✓
N412_CSSSTD Series	✓	✓	✓	✓
SDN_PL Series	✓	✓	✓	✓
SN4 Series	✓	✓	✓	✓
ABN12 Series	✗	✗	✗	✗
SSN4X Series	✓	✓	✓	✓
SSN4X_A Series	✓	✓	✓	✓
WRD-XM_FS4 Series	✓	✓	✓	✓
WRD-XM_FSD4 Series	✓	✓	✓	✓

Designed to house other brands

- Allen-Bradley** Bulletin 1494V and 140U disconnect switches with flange-mounted variable-depth operating mechanisms and Bulletin 1494V flange-mounted variable-depth operating mechanisms for circuit breakers. These enclosures will not accept Allen-Bradley Bulletin 1494F disconnect devices or Bulletin 1494D circuit breaker operators
- ABB Controls** flange-mounted variable-depth operating mechanisms for disconnect switches and circuit breakers
- Eaton / Cutler-Hammer** Type C361 flange-mounted variable depth
- Eaton / Cutler-Hammer** Type C361 flange-mounted variable-depth operating mechanisms with disconnect switches and Type C371 flange-mounted variable depth operating mechanisms for circuit breakers; also Flex Shaft™ handle mechanisms for circuit breakers
- General Electric** Type STDA flange handles and variable depth operating
- General Electric** Type STDA flange handles and variable depth operating mechanisms for disconnect switches and circuit breakers; also Spectra Flex™ cable operators for circuit breakers
- SIEMENS** I-T-E Max-Flex flange-mounted variable depth operating handle for disconnect switches and circuit breakers
- Square D** Class 9422 disconnect switches with flange-mounted variable depth operating mechanisms or cable Industry Standards mechanisms and Class 9422 flange-mounted variable depth operating mechanisms or cable mechanisms for circuit breakers. These enclosures will not accept Square D Class 9422 bracket-mounted disconnect devices, Class 9422TG1, or TG2 devices.

Disconnect Enclosures Series	Other Brands						
	Square D 9422 series	Allen-Bradley 1494F and 1494D series	Allen-Bradley 1494V, 1494C, 140U, 194RC series	ABB Controls	Eaton/Cutler-Hammer C361 and C371 series	General Electric STDA series	Siemens I-T-E Max-Flex Series
N412_CD Series	✓	✗	✓	✓	✓	✓	✓
N412_CDSS Series	✓	✗	✓	✓	✓	✓	✓
N412_CDSSA Series	✓	✗	✓	✓	✓	✓	✓
N412_CSTD Series	✓	✗	✓	✓	✓	✓	✓
N412_CSSSTD Series	✓	✗	✓	✓	✓	✓	✓
SDN_PL Series	✓	✗	✓	✓	✓	✓	✓
SN4 Series	✓	✗	✓	✓	✓	✓	✓
ABN12 Series	✗	✓	✗	✗	✗	✗	✗
SSN4X Series	✓	✗	✓	✓	✓	✓	✓
SSN4X_A Series	✓	✗	✓	✓	✓	✓	✓
WRD-XM_FS4 Series	✓	✗	✓	✓	✓	✓	✓
WRD-XM_FSD4 Series	✓	✗	✓	✓	✓	✓	✓

NEMA 4, 4X, 12, and 13 Ultimate Series Single-Door Wall-Mount Right-Flanged Disconnect



Construction

- CD enclosures have 14-gauge carbon steel bodies and doors
- Large tub opening for better access
- Concealed hinges
- Interchangeable and easily removable doors
- Ground stud located in door
- Doors sealed with poured-in-place polyurethane gasket
- Mounting holes in rear
- Studs for mounting optional subpanel
- Door latching system installed on door with a slotted insert defeater mechanism
- Latching system interlocks with the disconnect handle (not included) for added safety

Finish

- ANSI 61 gray polyester powder inside and out over phosphatized surfaces
- Painted steel subpanels are white polyester powder over phosphatized surfaces
- Galvanized and stainless steel subpanels are a conductive finish (unpainted)

Listings

- UL 508 4, 12, and 13 [UL File E64791]
- NEMA/EEMAC 4, 12, and 13



Notes: Disconnect switch or circuit breakers, operating handle, operating mechanism must be ordered separately.

Operator adapter plates are not required with this enclosure series.

Make sure the disconnect device you are using will fit the enclosure size you choose.

NEMA 4, 4X, and 12 Ultimate Series Single-Door Wall-Mount Right-Flanged Disconnect

Part Number	Price	Enclosure Size HxWxD	Painted Steel Subpanel	Stainless Steel Subpanel
N412202208CD	\$648.00	20.00 x 22.00 x 8.89 [508 x 559 x 226]	NP2020C	NP2020SSC
N412242208CD	\$703.00	24.00 x 22.00 x 8.89 [610 x 559 x 226]	NP2420C	NP2420SSC
N412242608CD	\$726.00	24.00 x 26.00 x 8.89 [610 x 660 x 226]	NP2424C	NP2424SSC
N412302608CD	\$790.00	30.00 x 26.00 x 8.89 [762 x 660 x 226]	NP3024C	NP3024SSC
N412362608CD	\$854.00	36.00 x 26.00 x 8.89 [914 x 660 x 226]	NP3624C	NP3624SSC
N412363208CD	\$1,026.00	36.00 x 32.00 x 8.89 [914 x 813 x 226]	NP3630C	NP3630SSC
N412423212CD	\$1,105.00	42.00 x 32.00 x 12.89 [1067 x 813 x 327]	NP4230C	—
N412423812CD	\$1,206.00	42.00 x 38.00 x 12.89 [1067 x 965 x 327]	NP4236C	NP4236SSC
N412483812CD	\$1,303.00	48.00 x 38.00 x 12.89 [1219 x 965 x 327]	NP4836C	NP4836SSC
N412603812CD	\$1,493.00	60.00 x 38.00 x 12.89 [1524 x 965 x 327]	NP6036C	NP6036SSC

Notes: Subpanels must be ordered separately.
Dimensions in inches [millimeters].
Letters in table correspond to letters on dimensional drawings.

NEMA 4, 4X, 12, and 13 Ultimate Series Single-Door Wall-Mount Right-Flanged Disconnect



Construction

- Stainless Steel
- CDSS enclosures have 14-gauge 304 stainless steel bodies and doors
- CDSSA enclosures have 14-gauge 316L stainless steel bodies and doors
- Large tub opening for better access
- Concealed hinges
- Interchangeable and easily removable doors
- Ground stud located in door
- Doors sealed with poured-in-place polyurethane gasket
- Mounting holes in rear
- Studs for mounting optional subpanel
- Door latching system installed on door with a slotted insert defeater mechanism
- Latching system interlocks with the disconnect handle (not included) for added safety

Finish

- Cover and outside of enclosure have a #3 intermediate polished Finish
- Painted steel subpanels are white polyester powder over phosphatized surfaces
- Galvanized and stainless steel subpanels are a conductive finish (unpainted)

Listings

- UL 508 4, 4X, 12, and 13[UL File E64791]
- NEMA/EEMAC 4, 4X, 12, and 13



Notes: Disconnect switch or circuit breakers, operating handle, operating mechanism must be ordered separately.

Operator adapter plates are not required with this enclosure series.

Make sure the disconnect device you are using will fit the enclosure size you choose.

NEMA 4, 4X, 12, and 13 Ultimate Series Single-Door Wall-Mount Right-Flanged Disconnect



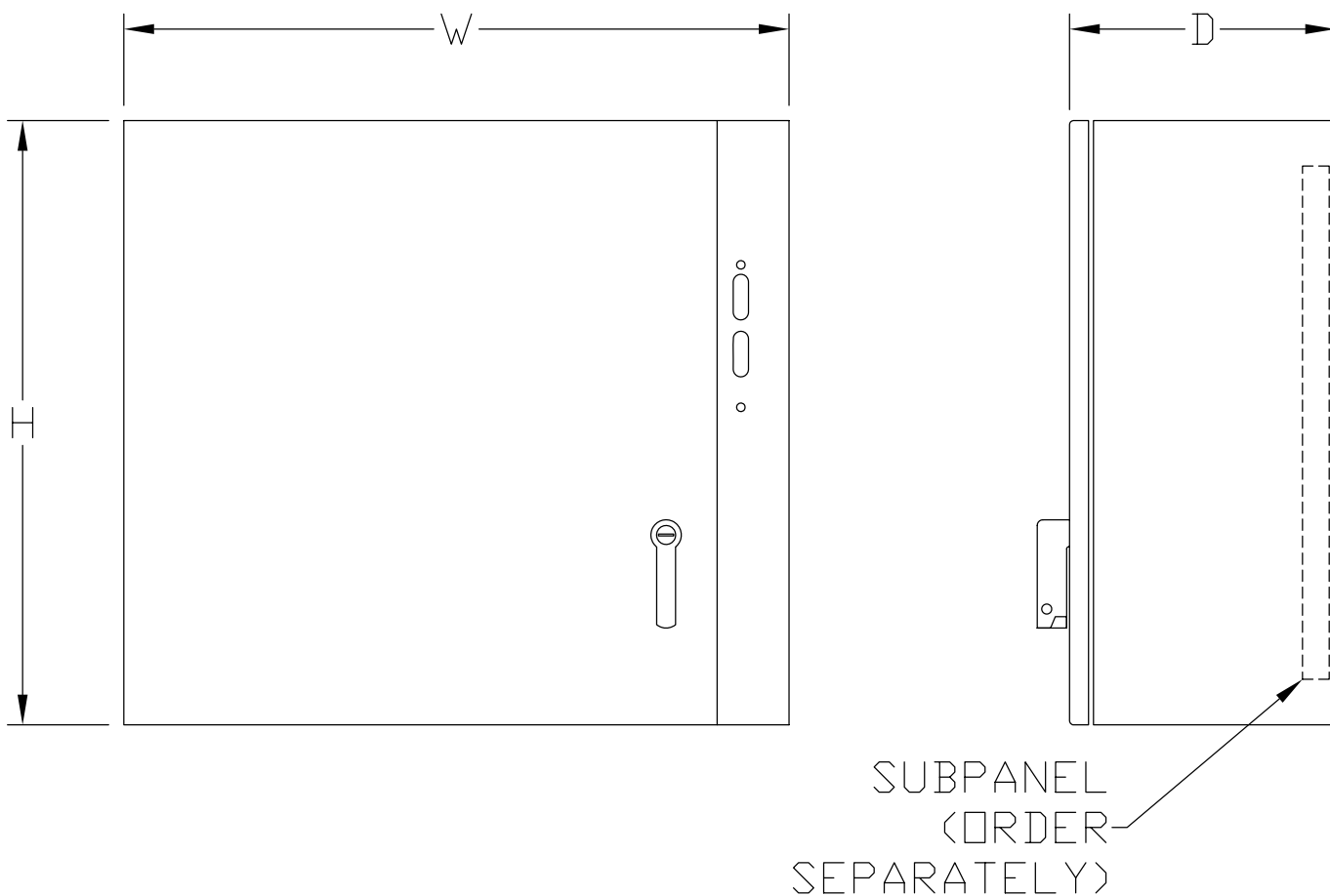
Ultimate Series Single-Door Wall-Mount 304 Stainless Steel Disconnect				
Part Number	Price	Enclosure Size HxWxD	Painted Steel Subpanel	Stainless Steel Subpanel
<u>N412242208CDSS</u>	\$2,002.00	24.00 x 22.00 x 8.87 [610 x 559 x 225]	<u>NP2420C</u>	<u>NP2420SSC</u>
<u>N412362608CDSS</u>	\$2,099.00	36.00 x 26.00 x 8.89 [914 x 660 x 226]	<u>NP3624C</u>	<u>NP3624SSC</u>
<u>N412423812CDSS</u>	\$3,521.00	42.00 x 38.00 x 12.88 [1067 x 965 x 327]	<u>NP4236C</u>	<u>NP4236SSC</u>
Notes: Subpanels must be ordered separately. Dimensions in inches [millimeters]				

Ultimate Series Single-Door Wall-Mount 316L Stainless Steel Disconnect				
Part Number	Price	Enclosure Size HxWxD	Painted Steel Subpanel	Stainless Steel Subpanel
<u>N412202208CDSSA</u>	\$2,320.00	20.00 x 22.00 x 8.87 [508 x 559 x 225]	<u>NP2020C</u>	<u>NP2020SSC</u>
<u>N412302608CDSSA</u>	\$2,829.00	30.00 x 26.00 x 8.89 [762 x 660 x 226]	<u>NP3024C</u>	<u>NP3024SSC</u>
<u>N412423212CDSSA</u>	\$4,228.00	42.00 x 32.00 x 12.88 [1067 x 813 x 327]	<u>NP4230C</u>	—
<u>N412603812CDSSA</u>	\$5,063.00	60.00 x 38.00 x 12.88 [1524 x 965 x 327]	<u>NP6036C</u>	<u>NP6036SSC</u>
Notes: Subpanels must be ordered separately. Dimensions in inches [millimeters]. Letters in table correspond to letters on dimensional drawings.				

NEMA 4, 4X, 12, and 13 Ultimate Series Single-Door Wall-Mount Right-Flanged Disconnect



Dimensions



Enclosure Subpanels



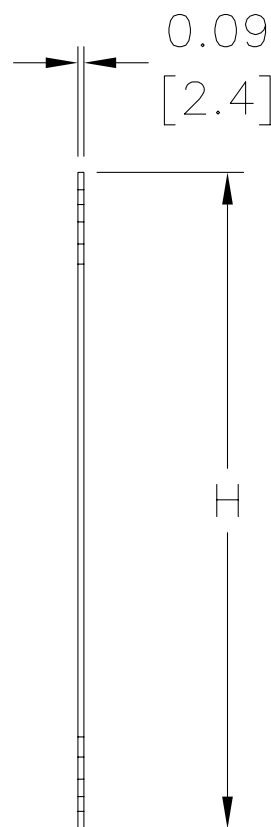
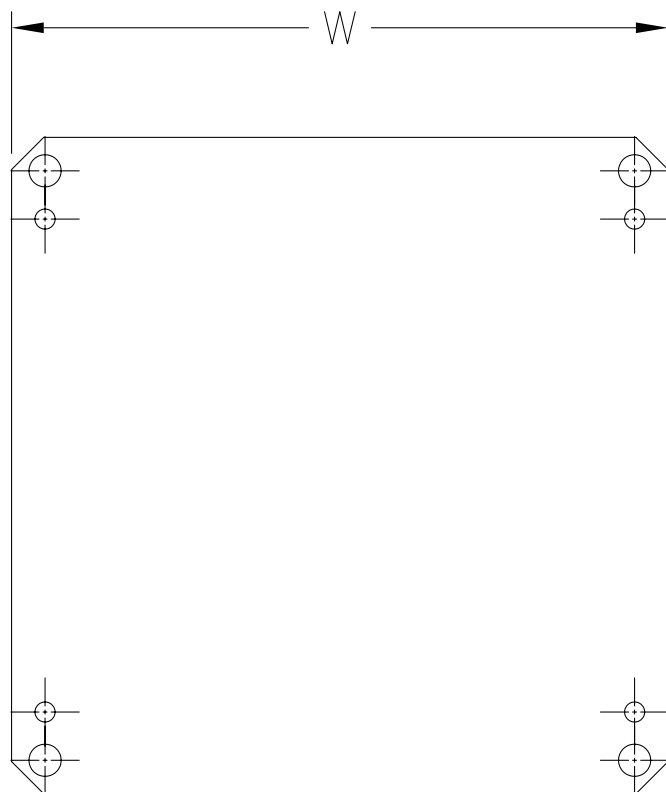
Subpanels for Ultimate Series Wall-Mount Enclosures

- 12-gauge steel
- Subpanels with dimensions 30 x 30 in [762 x 762 mm] and larger are flanged on all sides. Smaller subpanels are flanged on two sides
- Painted steel subpanels are white polyester powder over phosphatized surfaces
- Galvanized subpanels have a conductive finish (no paint)
- Panels listed fit all styles of N412 Ultimate Series wall-mount enclosures, including slope top and disconnect enclosures

Note: NPxxxxC subpanels will not fit in older NEMA 4/12 enclosures (purchased prior to 3-23-05) that do not have a C suffix. For example: Subpanel NP1212C will not fit enclosures N412121206 or N412121206SS.



Dimensions



Enclosure Subpanels



Subpanels for Ultimate Series Wall-Mount Enclosures

Subpanels for Ultimate Series Wall-Mount Enclosures					
Painted Steel	Price	304 Stainless Steel	Price	Nominal Enclosure Size HxW*	Subpanel Size HxW
<u>NP1212C</u>	\$15.50	—	—	12 x 12	10.20 x 10.20 [259 x 259]
<u>NP1612C</u>	\$16.75	<u>NP1612SSC</u>	\$87.00	16 x 12	14.20 x 10.20 [361 x 259]
<u>NP1616C</u>	\$40.50	<u>NP1616SSC</u>	\$106.00	16 x 16	14.20 x 14.20 [361 x 361]
<u>NP2016C</u>	\$48.00	<u>NP2016SSC</u>	\$128.00	16 x 20 20 x 16	18.20 x 14.20 [462 x 361]
<u>NP2020C</u>	\$58.00	<u>NP2020SSC</u>	\$165.00	20 x 20	18.20 x 18.20 [462 x 462]
<u>NP2416C</u>	\$56.00	<u>NP2416SSC</u>	\$159.00	24 x 16	22.20 x 14.20 [564 x 361]
<u>NP2420C</u>	\$56.00	<u>NP2420SSC</u>	\$200.00	24 x 20	22.20 x 18.20 [564 x 462]
<u>NP2424C</u>	\$86.00	<u>NP2424SSC</u>	\$233.00	24 x 24	22.20 x 22.20 [564 x 564]
<u>NP3020C</u>	\$90.00	—	—	30 x 20	28.20 x 18.20 [716 x 462]
<u>NP3024C</u>	\$105.00	<u>NP3024SSC</u>	\$306.00	30 x 24	28.20 x 22.20 [716 x 564]
<u>NP3030C</u>	\$147.00	<u>NP3030SSC</u>	\$418.00	30 x 30	28.20 x 28.20 [716 x 716]
<u>NP3624C</u>	\$125.00	<u>NP3624SSC</u>	\$357.00	24 x 36 36 x 24	34.20 x 22.20 [869 x 564]
<u>NP3630C</u>	\$167.00	<u>NP3630SSC</u>	\$443.00	36 x 30	34.20 x 28.20 [869 x 716]
<u>NP3636C</u>	\$196.00	<u>NP3636SSC</u>	\$535.00	36 x 36	34.20 x 34.20 [869 x 869]
<u>NP4224C</u>	\$244.00	—	—	24 x 42	40.20 x 22.20 [1021 x 564]
<u>NP4024C</u>	\$151.00	—	—	40 x 24	38.20 x 22.20 [970 x 564]
<u>NP4242C</u>	\$418.00	—	—	42 x 42	40.20 x 40.20 [1021 x 1021]
<u>NP4230C</u>	\$225.00	—	—	30 x 42 42 x 32	40.20 x 28.20 [1021 x 716]
<u>NP4236C</u>	\$225.00	<u>NP4236SSC</u>	\$676.00	36 x 42 42 x 36	40.20 x 34.20 [1021 x 869]
<u>NP4824C</u>	\$163.00	—	—	24 x 48 48 x 24	46.20 x 22.20 [1173 x 564]
<u>NP4830C</u>	\$336.00	—	—	30 x 48	46.20 x 28.20 [1173 x 716]
<u>NP4842C</u>	\$562.00	—	—	42 x 48	46.20 x 40.20 [1173 x 1021]
<u>NP4836C</u>	\$254.00	<u>NP4836SSC</u>	\$676.00	36 x 48 48 x 36	46.20 x 34.20 [1173 x 869]
<u>NP4848C</u>	\$625.00	—	—	48 x 48	46.20 x 46.20 [1173 x 1173]
<u>NP6030C</u>	\$446.00	—	—	30 x 60	58.20 x 28.20 [1478 x 716]
<u>NP6036C</u>	\$313.00	<u>NP6036SSC</u>	\$965.00	36 x 30 60 x 36	58.20 x 34.20 [1478 x 869]
<u>NP6042C</u>	\$627.00	—	—	42 x 60	58.20 x 40.20 [1478 x 1021]

Notes: Dimensions in inches [millimeters].
 Letters in table correspond to letters on dimensional drawing.
 Disconnect enclosures will be up to 2 in [51 mm] wider than width dimensions in this table.