

KwikHinge™ Enclosures



Featuring Concealed Sliding Hinge Pins for easy door removal and mounting.

KwikHinge™ doors enable quick and easy removal of doors.

This makes common tasks like subpanel installation or door modifications substantially easier.

The hinge pin is made of stainless steel for strength and durability, and is held in the hinge with a retainer clip while the door is removed.



The hinge is concealed on the back side of the door when the enclosure is closed.



KwikHinge™ Series NEMA 3R, 4, and 12 Freestanding Single-Door with 3-Point Handle




Applications

Designed to house electrical and electronic controls, terminals and instruments in areas that are regularly hosed down or otherwise very wet. Enclosures are also suitable for outdoor applications.



WRD602418FS4



Construction

- Bodies and doors fabricated from 12-gauge steel
- Continuously-welded seams ground smooth
- "Uni-strut" mounting channels are welded horizontally to interior body sides (top, bottom and center)
- Optional swing, half, full, and rack panels can be mounted anywhere along "uni-strut" channel on some enclosures
- Rolled lip around three sides of door and along top of enclosure's opening excludes liquids and contaminants from entering
- 3-point keylocking/padlocking combo handle
- KwikHinge™ heavy-duty 316 stainless steel with sliding hinge pins
- Heavy-duty removable lifting eyes
- Polyurethane poured-in-place gasket
- Grounding provisions provided
- Uses WAL4 series handles and WAEMKA4 replacement key

Finish

- ANSI 61 gray polyester powder light texture inside and out over phosphatized surfaces

Listings

- UL 508, 3R, 4 and 12
- cULus File E64791 and E470978
- UL Classified IEC 60529 IP66
- NEMA/EEMAC 3R, 4 and 12



Note: For current listings, please see www.automationdirect.com

KwikHinge™ Series NEMA 3R, 4, and 12 Freestanding Single-Door with 3-point Handle

Part Number	Price	Enclosure Size HxWxD
<u>WRD602418FS4</u>	\$1,622.00	60.13 x 24.12 x 19.35 [1527 x 613 x 491]
<u>WRD603624FS4</u>	\$2,159.00	60.13 x 36.12 x 25.35 [1527 x 917 x 644]
<u>WRD722418FS4</u>	\$1,850.00	72.13 x 24.12 x 19.35 [1832 x 613 x 491]
<u>WRD723018FS4</u>	\$1,987.00	72.13 x 30.12 x 19.35 [1832 x 765 x 491]
<u>WRD723618FS4</u>	\$2,175.00	72.13 x 36.12 x 19.35 [1832 x 917 x 491]
<u>WRD723630FS4</u>	\$2,703.00	72.13 x 36.12 x 31.35 [1832 x 917 x 796]
<u>WRD723636FS4</u>	\$3,012.00	72.13 x 36.13 x 37.35 [1832 x 918 x 949]
<u>WRD903620FS4</u>	\$2,601.00	90.13 x 36.12 x 21.35 [2289 x 917 x 542]
<u>WRD903636FS4</u>	\$3,491.00	90.13 x 36.13 x 37.35 [2289 x 918 x 949]

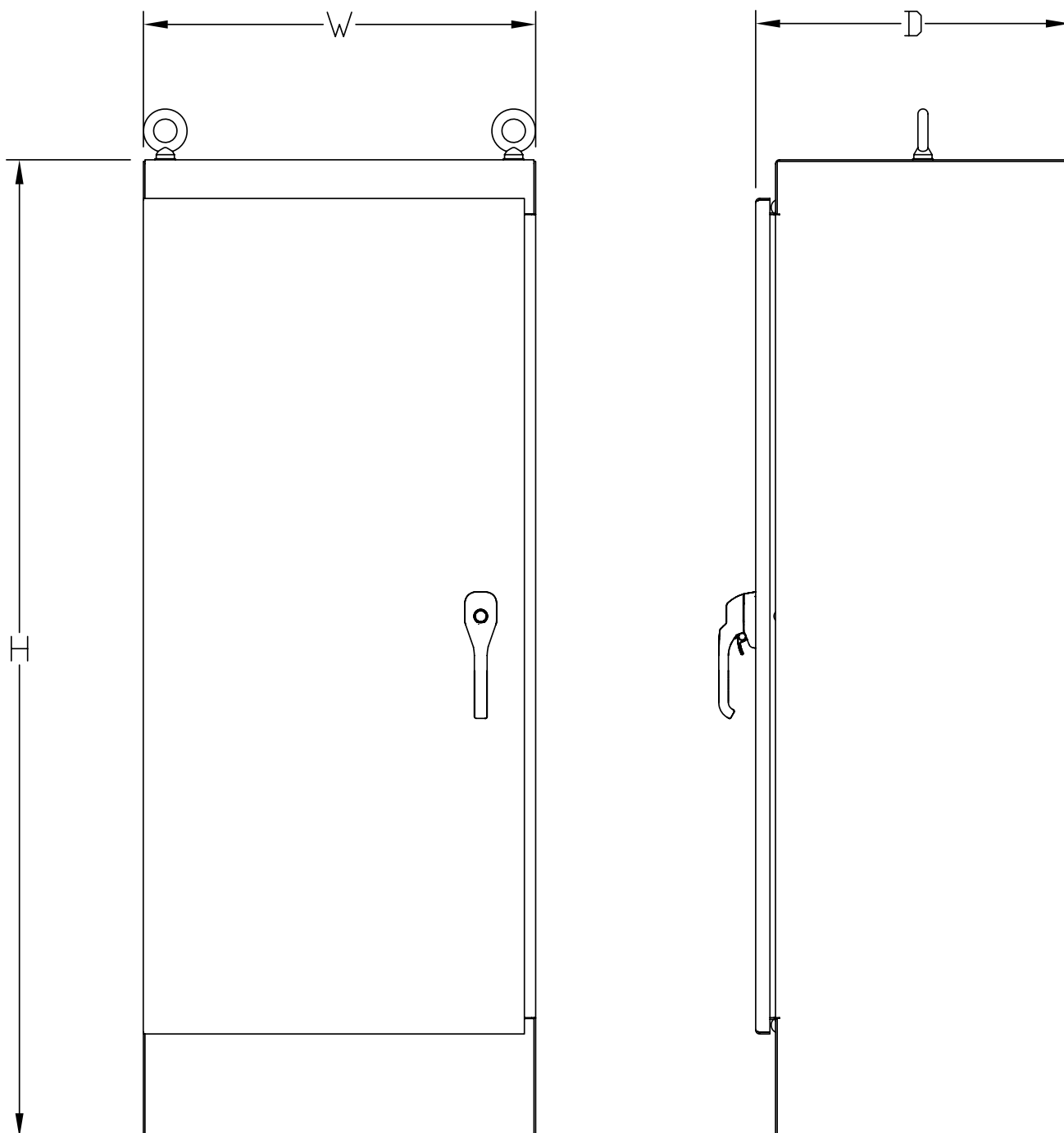
Notes: Subpanels must be ordered separately.
Dimensions in inches [millimeters].
Letters in table correspond to letters on dimensional drawings.



KwikHinge™ Series NEMA 3R, 4, and 12 Freestanding Single-Door with 3-Point Handle



Dimensions



Subpanels and Swing-out Panels for NEMA 3, 3R, 4, and 12 Freestanding Single-Door Enclosures



Subpanels for NEMA 3, 3R, 4, and 12 Freestanding Single-Door Enclosures				
Enclosures	Full Height Subpanels		Half Height Subpanels	
	Painted Steel	Galvanized	Painted Steel	Galvanized
<u>WRD602418FS4</u>	<u>WA60P24F1</u>	—	<u>WA60P24F2</u>	—
<u>WRD603624FS4</u>	<u>WA60P36F1</u>	<u>WA60P36F1G</u>	<u>WA60P36F2</u>	<u>WA60P36F2G</u>
<u>WRD722418FS4</u>	<u>WA72P24F1</u>	<u>WA72P24F1G</u>	—	—
<u>WRD723018FS4</u>	<u>WA72P30F1</u>	<u>WA72P30F1G</u>	—	—
<u>WRD723618FS4</u>	<u>WA72P36F1</u>	<u>WA72P36F1G</u>	—	—
<u>WRD723630FS4</u>	<u>WA72P36F1</u>	<u>WA72P36F1G</u>	—	—
<u>WRD723636FS4</u>	<u>WA72P36F1</u>	<u>WA72P36F1G</u>	—	—
<u>WRD903620FS4</u>	<u>WA90P36F1</u>	<u>WA90P36F1G</u>	—	—
<u>WRD903636FS4</u>	<u>WA90P36F1</u>	<u>WA90P36F1G</u>	—	—

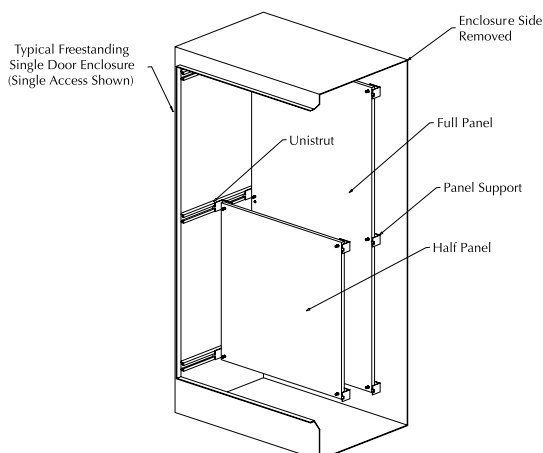
Subpanels and Swing-out Panels for NEMA 3, 3R, 4, and 12 Freestanding Single-Door Enclosures



Side-Mount Panels for NEMA 3, 3R, 4, and 12 Freestanding Single-Door Enclosures

Enclosures	Side-Mount Panels	
	Painted Steel	
<u>WRD722418FS4</u>	<u>WA72SMP14</u>	
<u>WRD723018FS4</u>	<u>WA72SMP14</u>	
<u>WRD723618FS4</u>	<u>WA72SMP14</u>	
<u>WRD723630FS4</u>	<u>WA72SMP14</u>	<u>WA72SMP20</u>
<u>WRD723636FS4</u>	<u>WA72SMP14</u>	<u>WA72SMP20</u>

WA-F1/F2 Panels for Single-Door Freestanding Enclosures



Description

- Panels for single-door single-access and single-door dual-access, freestanding NEMA 12, and freestanding NEMA 4 enclosures
- Can be positioned anywhere along horizontal depth-wise mounting channels
- Half-height panels can be located in the upper or lower portion of the enclosure
- Mounting hardware is furnished with each panel
- Painted steel subpanels are painted white polyester powder over phosphatized surfaces
- Galvanized subpanels have a conductive finish (no paint)
- May be used in two-door enclosures along with other freestanding accessories

Painted Steel	Price	Galvanized	Price	Steel Gauge	Panel Size HxW	Subpanel Type
<u>WA60P24F1</u>	\$359.00	—	—	12	48.00 x 20.00 [1219 x 508]	Full
<u>WA60P24F2</u>	\$259.00	—	—	10	24.88 x 20.00 [632 x 508]	Half
<u>WA60P36F1</u>	\$463.00	<u>WA60P36F1G</u>	\$463.00	12	48.00 x 32.00 [1219 x 813]	Full
<u>WA60P36F2</u>	\$292.00	<u>WA60P36F2G</u>	\$292.00	12	24.88 x 32.00 [632 x 813]	Half
<u>WA72P24F1</u>	\$402.00	<u>WA72P24F1G</u>	\$402.00	12	60.00 x 20.00 [1524 x 508]	Full
<u>WA72P30F1</u>	\$468.00	<u>WA72P30F1G</u>	\$506.00	12	60.00 x 26.00 [1524 x 660]	Full
<u>WA72P36F1</u>	\$533.00	<u>WA72P36F1G</u>	\$533.00	12	60.00 x 32.00 [1524 x 813]	Full
<u>WA90P24F1</u>	\$468.00	<u>WA90P24F1G</u>	\$468.00	12	78.00 x 20.00 [1981 x 508]	Full
<u>WA90P36F1</u>	\$637.00	<u>WA90P36F1G</u>	\$637.00	12	78.00 x 32.00 [1981 x 813]	Full

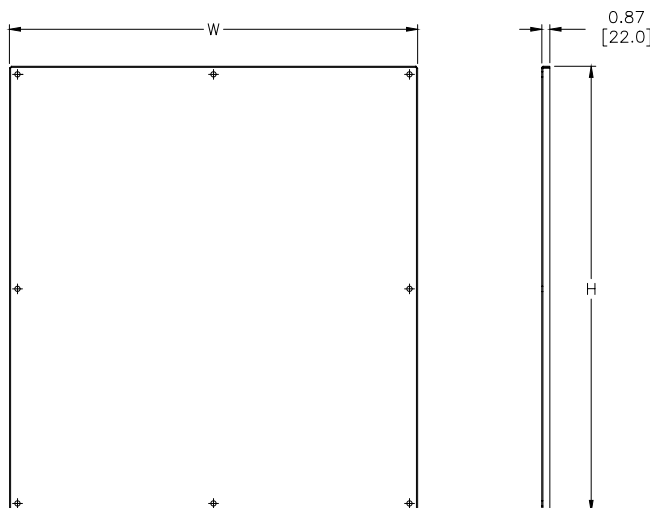
Notes: Dimensions in inches [millimeters].

Letters in table correspond to letters on dimensional drawing.

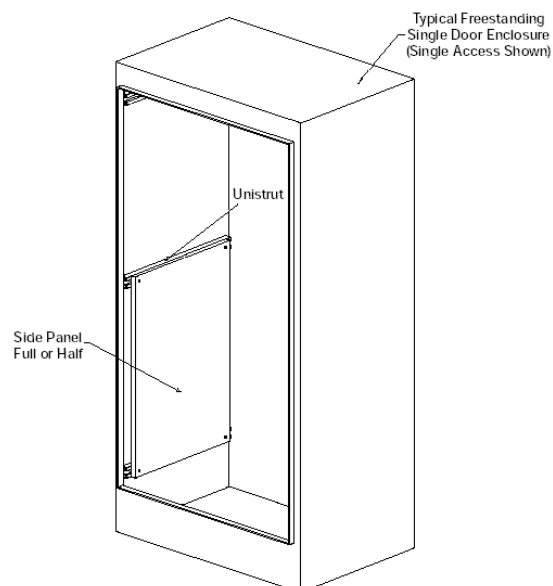
If used in a two-door enclosure, a center panel support must be ordered.

Suffix F1= full panel, F2 = half panel

Dimensions



WA-SMP Series Side-Mount Panels for Freestanding Enclosures



Description

- Panels for freestanding NEMA 4 and freestanding NEMA 12 enclosures
- Panels are fabricated from 12-gauge steel
- They provide extra mounting space on the sides of the enclosure
- Mounting hardware is furnished with each panel
- Painted steel subpanels are painted white polyester powder over phosphatized surfaces
- Galvanized subpanels have a conductive finish (no paint)
- Panels attach securely to mounting channels

Painted Steel	Price	Panel Size AxB
WA72SMP14	\$248.00	60.00 x 14.00 [1524 x 356]
WA72SMP20	\$303.00	60.00 x 20.00 [1524 x 508]

Note: Dimensions in inches [millimeters].

Dimensions

