

WC9 NEMA 12 and 13 Operator Consoles



Applications

Designed to house electrical and electronic controls, instruments and components. Heavy-duty construction provides protection from dirt, dust, oil and water. Sloping front control panel provides an ideal surface for mounting pushbuttons, pilot lights, meters and switches. Interior components can be mounted on panels located on the sides and back of the enclosure. (subpanels are optional.)

Construction

- Bodies and doors fabricated from 14-gauge steel
- Continuously-welded seams ground smooth, without knockouts or holes
- Control panel attached with continuous hinge along bottom edge and secured with captive screws, threaded into sealed wells
- Door stops provided to hold control panel open
- Closed-cell neoprene gasket
- Collar studs provided for mounting one, two or three optional panels
- Grounding provisions provided
- 3-point keylocking handle is provided on the front access door
- Uses WAL2 series handles and WAL2KEY replacement key

Finish

- ANSI 61 gray polyester powder inside and out over phosphatized surfaces
- Optional side and back panels are white polyester powder over phosphatized surfaces
- Optional castor kits can be used on any enclosure to provide mobility
- Castor kit includes two swivel casters and two stationary casters along with all necessary hardware

Listings

- UL 508 12 and 13 [UL File E64791]
- NEMA/EEMAC 12 and 13

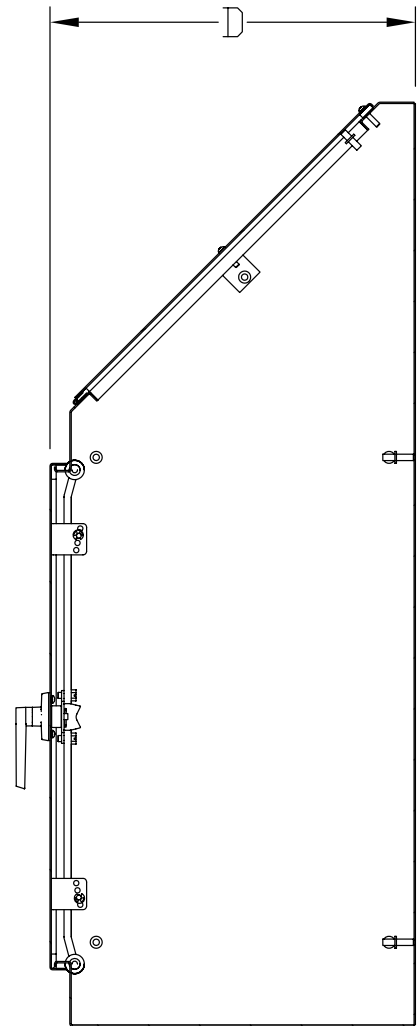
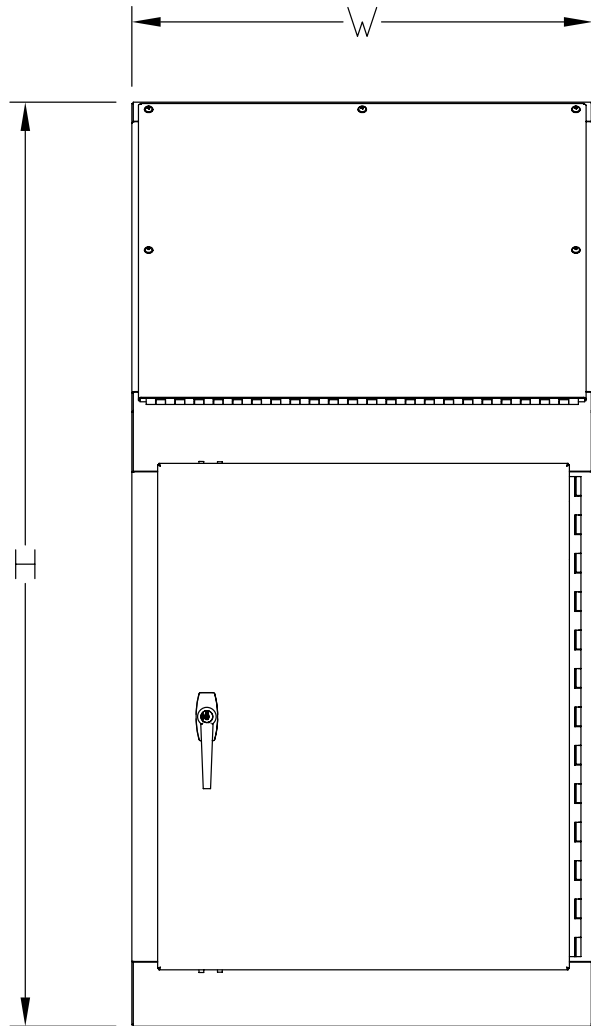


WC9 NEMA 12 and 13 Operator Consoles				
Console	Price	Size HxWxD	Subpanel*	Side-mount Panel*
WC924B	\$2,826.00	48.13 x 24.00 x 19.03 [1223 x 610 x 483]	NP3020	NP3020
WC936B	\$3,464.00	48.13 x 36.00 x 19.03 [1223 x 914 x 483]	NP3030	NP3020
Notes: Dimensions in inches [millimeters]. Letters in table correspond to letters on dimensional drawings. *Subpanels, side-mount panels and caster kits must be ordered separately.				

WC9 NEMA 12 and 13 Operator Consoles



Dimensions



Enclosure Subpanels



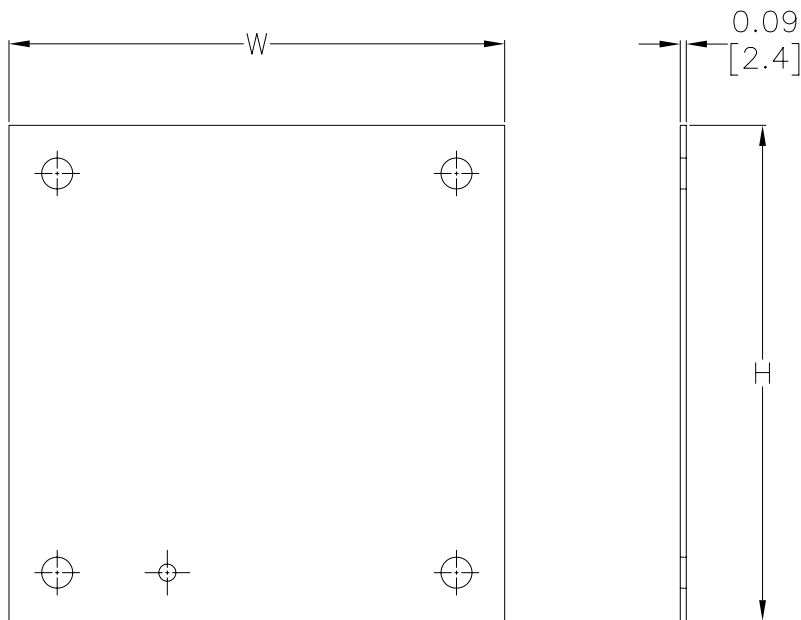
Subpanels for NEMA 1, 12, 4 and 4X Wall-Mount Enclosures and WC9 NEMA 12 Operator Consoles

- 12-gauge steel (perforated subpanels are 14-gauge)
- Subpanels with any side over 17 in [432 mm] have 0.25 in [6mm] flange on all sides
- Painted steel and perforated subpanels white polyester powder over phosphatized surfaces
- Galvanized subpanels have a conductive finish (no paint)
- Panels listed fit the following enclosures:
- NEMA 1 large (N1C, 42 in [1067 mm] width and wider)
- NEMA 12 single door wall-mount (N12)
- NEMA 12 two-door wall-mount (WA_WF)
- NEMA 12 single door flush wall-mount (WA_FM)
- NEMA 4 (N4) and 4X (SSN) single door wall-mount
- NEMA 12 operator consoles (WC9)
- NEMA 12 Wall Disconnect (SDN12_PL and ABN12)
- NEMA 4 and 4X Wall-Mount Disconnect (SSN4 and SSN4X)



Note: Use NPxxxx subpanels in NEMA 1, NEMA 4 and 4X, and NEMA 12 enclosures only. Do NOT use NPxxxx subpanels in N412 Ultimate Series enclosures with a C in the suffix.

Dimensions



NOTE:
SUBPANELS LARGER THAN
20 X 20 HAVE (2) 0.31"
GROUND HOLES.

Note: Perforated panels have 0.13in [3 mm] diameter holes at 0.25 in [6 mm] spacing.

Enclosure Subpanels



Subpanels for NEMA 1, 12, 4 and 4X Wall-Mount Enclosures and WC9 NEMA 12 Operator Consoles

<i>Painted Steel</i>	<i>Price</i>	<i>Galvanized</i>	<i>Price</i>	<i>304 Stainless Steel</i>	<i>Price</i>	<i>Nominal Enclosure Size HxW</i>	<i>Subpanel Size AxB</i>
<u>NP1212</u>	\$19.50	—	—	—	—	12 x 12	9.00 x 9.00 [229 x 229]
<u>NP1224</u>	\$48.00	—	—	—	—	24 x 12	9.00 x 21.00 [229 x 533]
<u>NP1612</u>	\$34.50	—	—	<u>NP1612SS</u>	\$80.00	12 x 16 16 x 12	13.00 x 9.00 [330 x 229]
<u>NP1616</u>	\$42.50	—	—	<u>NP1616SS</u>	\$97.00	16 x 16	13.00 x 13.00 [330 x 330]
<u>NP2012</u>	\$40.00	—	—	—	—	20 x 12	17.00 x 9.00 [432 x 229]
<u>NP2016</u>	\$51.00	—	—	<u>NP2016SS</u>	\$117.00	20 x 16	17.00 x 13.00 [432 x 330]
<u>NP2020</u>	\$61.00	—	—	<u>NP2020SS</u>	\$151.00	20 x 20	17.00 x 17.00 [432 x 432]
<u>NP2416</u>	\$59.00	—	—	<u>NP2416SS</u>	\$145.00	24 x 16	21.00 x 13.00 [533 x 330]
<u>NP2420</u>	\$79.00	—	—	<u>NP2420SS</u>	\$183.00	24 x 20	21.00 x 17.00 [533 x 432]
<u>NP2424</u>	\$91.00	—	—	<u>NP2424SS</u>	\$213.00	24 x 24	21.00 x 21.00 [533 x 533]
<u>NP3016</u>	\$78.00	—	—	—	—	30 x 16	27.00 x 13.00 [686 x 330]
<u>NP3020</u>	\$95.00	—	—	<u>NP3020SS</u>	\$245.00	30 x 20	27.00 x 17.00 [686 x 432]
<u>NP3024</u>	\$110.00	—	—	<u>NP3024SS</u>	\$258.00	24 x 30 30 x 24	27.00 x 21.00 [686 x 533]
<u>NP3030</u>	\$155.00	—	—	<u>NP3030SS</u>	\$414.00	30 x 30	27.00 x 27.00 [686 x 686]
<u>NP3624</u>	\$132.00	—	—	<u>NP3624SS</u>	\$353.00	36 x 24	33.00 x 21.00 [838 x 533]
<u>NP3630</u>	\$175.00	—	—	<u>NP3630SS</u>	\$405.00	30 x 36 36 x 30	33.00 x 27.00 [838 x 686]
<u>NP3636</u>	\$206.00	—	—	<u>NP3636SS</u>	\$489.00	36 x 36	33.00 x 33.00 [838 x 838]
<u>NP4024</u>	\$158.00	—	—	—	—	40 x 24	37.00 x 21.00 [940 x 533]
<u>NP4224</u>	\$151.00	—	—	—	—	42 x 24	39.00 x 21.00 [991 x 533]
<u>NP4230</u>	\$201.00	—	—	<u>NP4230SS</u>	\$515.00	42 x 30	39.00 x 27.00 [991 x 686]
<u>NP4236</u>	\$236.00	—	—	<u>NP4236SS</u>	\$618.00	42 x 36	39.00 x 33.00 [991 x 838]
<u>NP4824</u>	\$171.00	—	—	—	—	48 x 24	45.00 x 21.00 [1143 x 533]
<u>NP4830</u>	\$225.00	—	—	—	—	48 x 30	45.00 x 27.00 [1143 x 686]
<u>NP4836</u>	\$267.00	—	—	<u>NP4836SS</u>	\$669.00	48 x 36	45.00 x 33.00 [1143 x 838]
<u>NP6030</u>	\$276.00	—	—	—	—	60 x 30	57.00 x 27.00 [1448 x 686]
<u>NP6036</u>	\$328.00	—	—	<u>NP6036SS</u>	\$883.00	60 x 36	57.00 x 33.00 [1448 x 838]
<u>NP7230</u>	\$318.00	<u>NP7230G</u>	\$344.00	—	—	72 x 30	69.00 x 27.00 [1753 x 686]
<u>NP7236</u>	\$389.00	<u>NP7236G</u>	\$422.00	—	—	72 x 36	69.00 x 33.00 [1753 x 838]

Notes: Dimensions in inches [millimeters].

Letters in table correspond to letters on dimensional drawing.

Disconnect enclosures will be up to 2 in [51 mm] wider than width dimensions in this table.

Enclosure Accessories – Mounting Feet and Casters

Mounting Feet for Ultimate Series Enclosures



Mounting Feet	Price	Description	Wt. [lb]
<u>N412MFK</u>	\$28.00	Wiegmann mounting feet kit, plated finish. For use on NEMA 412 Ultimate series enclosures. Includes (4) mounting feet, mounting hardware and sealing washers.	4
<u>N412MFKSS</u>	\$71.00	Wiegmann mounting feet kit, 304 stainless steel. For use on NEMA 412 Ultimate series enclosures. Includes (4) mounting feet, mounting hardware and sealing washers.	4



N412MFK



N412MFKSS

Enclosure Accessories – Locks and Latches

Latch Kits for Single Door NEMA 3R, NEMA 4, and NEMA 12 Enclosures



Latch Kits for Single Door NEMA 3R and NEMA 12 Enclosures			
Padlock Style	Price	Wt. [lb]	Description
<u>WAL1C</u>	\$203.00	3.8	Wiegmann enclosure latch kit, 3-point. For use on NEMA 12 enclosures where height is 36, 42 or 48 inches.
<u>WAL1D</u>	\$201.00	4.8	Wiegmann enclosure latch kit, 3-point. For use on NEMA 12 enclosures where height is 60 or 72 inches.

Enclosures

The locks and lock kits on this page are used with the following enclosure series: CTDD

- WA_WF

Enclosure series example:

Enclosure part number WA364812WF = WA_WF series



WAL2A



WAL1A