

NEMA 12 Single-Door Dual-Access Freestanding



Applications

Designed to protect electrical and electronic controls, components, and instruments from dust, dirt, oil and dripping water in typical industrial environments. These enclosures are used in machine tool applications for housing motor starters, drives, contactors, and PLCs, as well as a wide variety of other electrical and electronic equipment in automotive, pulp and paper, wood products, textile and similar industries.

Dual-access enclosures have identical doors on both the front and the back of the enclosures for applications where access from both sides is required.

Construction

- Continuously-welded seams ground smooth
- Heavy-duty lifting eyes for easy handling
- Grounding provisions provided
- Heavy gauge continuous hinges support each door
- 3-point latching mechanism with oil-tight key-locking handle provided
- Doors are sealed with poured-in-place polyurethane gasket
- "Uni-strut" mounting channels are welded horizontally to interior body sides and top, bottom and center to allow back panels to be positioned in enclosure
- Optional swing, half, full, and rack panels can be mounted anywhere along "uni-strut" channel and facing either door
- Uses [WAL4 series handles](#) and [WAEMKA4 replacement key](#)

Finish

- ANSI 61 gray polyester powder light texture inside and out over phosphatized surfaces

Listings

- UL 50812 [UL File E64791]
- NEMA/EEMAC 12

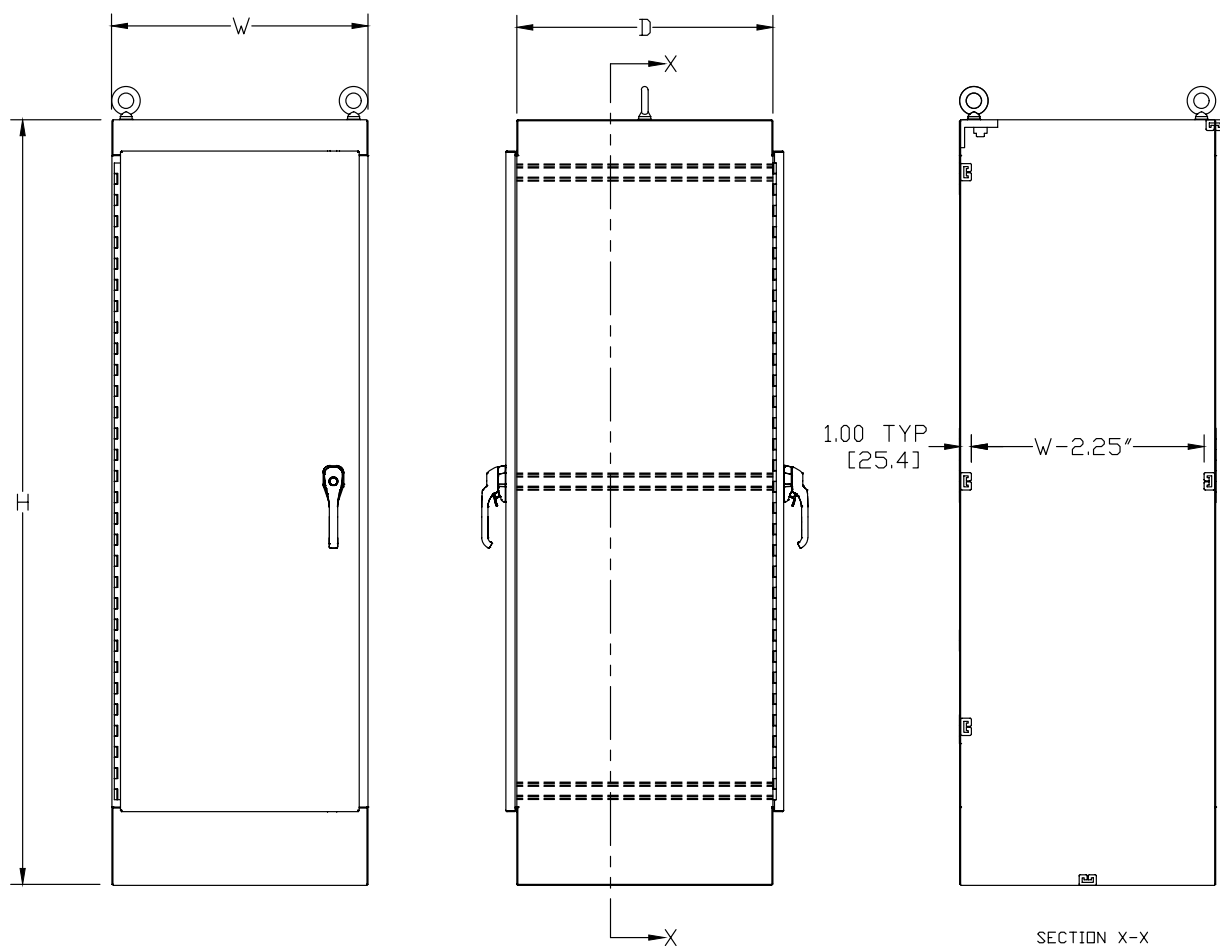


| NEMA 12 Single-Door Dual-Access Freestanding | | | |
|--|------------|-----------------------|--|
| Part Number | Price | Body/Door Steel Gauge | Enclosure SizeHxWxD |
| WA723024FSDA | \$2,673.00 | 12/12 | 72.12 x 30.13 x 26.19 [1832 x 765 x 665] |
| WA723624FSDA | \$2,918.00 | 12/12 | 72.12 x 36.12 x 26.19 [1832 x 917 x 665] |
| Notes: Subpanels must be ordered separately. Dimensions in inches [millimeters]. Letters in table correspond to letters on dimensional drawings. | | | |

NEMA 12 Single-Door Dual-Access Freestanding



Dimensions



Standard Subpanels for Freestanding Enclosures



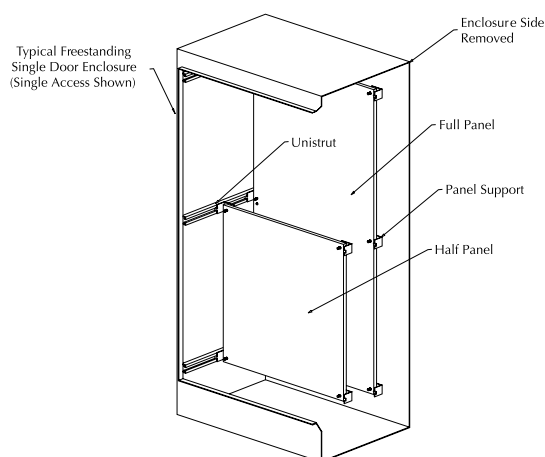
| Standard Subpanels for Freestanding Enclosures | | |
|--|----------------------------------|-----------------------------------|
| Enclosures | Standard Subpanels | |
| | Full Height | |
| | Painted Steel | Galvanized |
| <u>WA604818FSD</u> | <u>WA60P48F1</u> | <u>WA60P48F1G</u> |
| <u>WA724818FSD</u> | <u>WA72P48F1</u> | <u>WA72P48F1G</u> |
| <u>WA727218FSD</u> | <u>WA72P72F1</u> | — |
| <u>WA727224FSD</u> | <u>WA72P72F1</u> | — |
| <u>WA723024FSDA</u> | <u>WA72P30F1</u> | <u>WA72P30F1G</u> |
| <u>WA723624FSDA</u> | <u>WA72P36F1</u> | <u>WA72P36F1G</u> |

Side-Mount Subpanels for Freestanding Enclosures



| Side-Mount Panels for Freestanding Enclosures | | |
|---|-------------------|------------------|
| Enclosures | Side-Mount Panels | |
| | Painted Steel | |
| <u>WA724818FSD</u> | <u>WA72SMP14</u> | |
| <u>WA727218FSD</u> | <u>WA72SMP14</u> | |
| <u>WA727224FSD</u> | <u>WA72SMP14</u> | <u>WA72SMP20</u> |
| <u>WA723024FSDA</u> | <u>WA72SMP14</u> | <u>WA72SMP20</u> |
| <u>WA723624FSDA</u> | <u>WA72SMP14</u> | <u>WA72SMP20</u> |

WA-F1/F2 Panels for Single-Door Freestanding Enclosures



Description

- Panels for single-door single-access and single-door dual-access, freestanding NEMA 12, and freestanding NEMA 4 enclosures
- Can be positioned anywhere along horizontal depth-wise mounting channels
- Half-height panels can be located in the upper or lower portion of the enclosure
- Mounting hardware is furnished with each panel
- Painted steel subpanels are painted white polyester powder over phosphatized surfaces
- Galvanized subpanels have a conductive finish (no paint)
- May be used in two-door enclosures along with other freestanding accessories

| <i>Painted Steel</i> | <i>Price</i> | <i>Galvanized</i> | <i>Price</i> | <i>Steel Gauge</i> | <i>Panel Size HxW</i> | <i>Subpanel Type</i> |
|-------------------------|--------------|--------------------------|--------------|--------------------|----------------------------|----------------------|
| <u>WA60P24F1</u> | \$342.00 | — | — | 12 | 48.00 x 20.00 [1219 x 508] | Full |
| <u>WA60P24F2</u> | \$246.00 | — | — | 10 | 24.88 x 20.00 [632 x 508] | Half |
| <u>WA60P36F1</u> | \$441.00 | <u>WA60P36F1G</u> | \$441.00 | 12 | 48.00 x 32.00 [1219 x 813] | Full |
| <u>WA60P36F2</u> | \$278.00 | <u>WA60P36F2G</u> | \$278.00 | 12 | 24.88 x 32.00 [632 x 813] | Half |
| <u>WA72P24F1</u> | \$383.00 | <u>WA72P24F1G</u> | \$383.00 | 12 | 60.00 x 20.00 [1524 x 508] | Full |
| <u>WA72P30F1</u> | \$445.00 | <u>WA72P30F1G</u> | \$482.00 | 12 | 60.00 x 26.00 [1524 x 660] | Full |
| <u>WA72P36F1</u> | \$507.00 | <u>WA72P36F1G</u> | \$507.00 | 12 | 60.00 x 32.00 [1524 x 813] | Full |
| <u>WA90P24F1</u> | \$445.00 | <u>WA90P24F1G</u> | \$445.00 | 12 | 78.00 x 20.00 [1981 x 508] | Full |
| <u>WA90P36F1</u> | \$607.00 | <u>WA90P36F1G</u> | \$607.00 | 12 | 78.00 x 32.00 [1981 x 813] | Full |

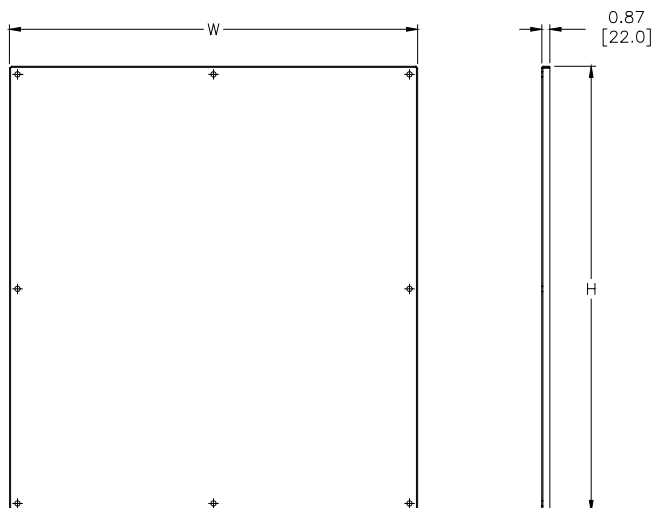
Notes: Dimensions in inches [millimeters].

Letters in table correspond to letters on dimensional drawing.

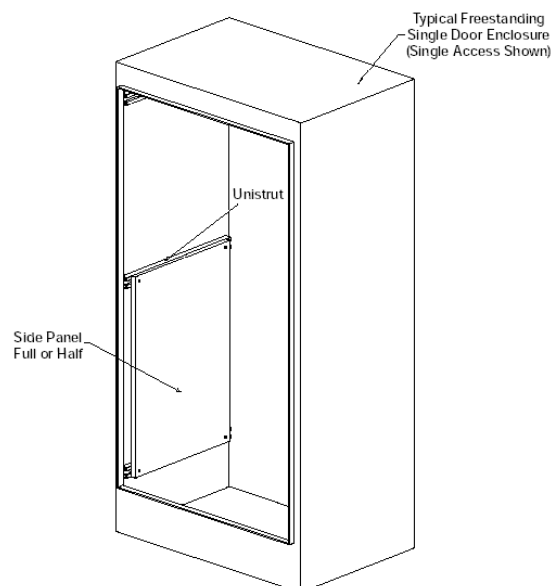
If used in a two-door enclosure, a center panel support must be ordered.

Suffix F1= full panel, F2 = half panel

Dimensions



WA-SMP Series Side-Mount Panels for Freestanding Enclosures



Description

- Panels for freestanding NEMA 4 and freestanding NEMA 12 enclosures
- Panels are fabricated from 12-gauge steel
- They provide extra mounting space on the sides of the enclosure
- Mounting hardware is furnished with each panel
- Painted steel subpanels are painted white polyester powder over phosphatized surfaces
- Galvanized subpanels have a conductive finish (no paint)
- Panels attach securely to mounting channels

| Painted Steel | Price | Panel Size AxB |
|------------------|----------|----------------------------|
| WA72SMP14 | \$236.00 | 60.00 x 14.00 [1524 x 356] |
| WA72SMP20 | \$288.00 | 60.00 x 20.00 [1524 x 508] |

Note: Dimensions in inches [millimeters].

Dimensions

