

# Disconnect Handle Applications for Freestanding and Floor-Mount Painted Steel Disconnect Enclosures

Designed to house the following available at AutomationDirect.com

- AutomationDirect.com NEMA 1/12 Flexible shaft handle for Molded Case Circuit Breakers (MCCBs). Series F\_SO\_C flex handle mechanisms are available in four sizes to actuate all AutomationDirect MCCBs from 15 amps up to 600 amps. **F0S03C, F0S06C, F1S03C, F1S06C, F3S03C, F3S06C, F4S04C, and F4S06C**
- Socomec Disconnect switches with cable, flange-mounted cable operator and handles. Handles **37299002** and **37299003**, cable operator **37299903**, and cables **37299992** (3ft) or **37299993** (5ft)
- Fuji Electric NEMA 12 flexible shaft handle for Molded Case Circuit Breakers (MCCBs). Series BW9F flex handle mechanisms are available in four sizes to actuate all Fuji Electric MCCBs from 15 Amps to 800 Amps. **BW9F0CA-15A, BW9F0CA-20A, BW9F0GA-15A, BW9F0GA-20A, BW9F0HA-15A, BW9F0HA-20A, BW9F0JA-15A, and BW9F0JA-20A.**
- Gladiator Molded Case Circuit Breakers (MCCBs) flange mounted cable operator and handles. See Gladiator sections for handles and cable options. **GCBX1-FHC-N3R4-M, GCBX1-FHC-N4X-M, GCBX5-FHC-N3R4-M, and GCBX5-FHC-N4X-M**

Available at AutomationDirect.com				
Disconnect Enclosure Series	AutomationDirect F_SO_C Series	Socomec 37299002 and 37299003	Fuji BW9F Series	Gladiator GCBX
<b>WAX_U Series</b>	✓	✓	✓	✓
adapter plate required	<b>WA21CHVA</b>	<b>WA21SDA</b>	<b>WA21FUFA</b>	<b>WA21SDA</b>
<b>WACPX_U Series</b>	✓	✓	✓	✓
adapter plate required	<b>WA21CHVA</b>	<b>WA21SDA</b>	<b>WA21FUFA</b>	<b>WA21SDA</b>
<b>WAXM_U Series</b>	✓	✓	✓	✓
adapter plate required	<b>WA21CHVA</b>	<b>WA21SDA</b>	<b>WA21FUFA</b>	<b>WA21SDA</b>

## Designed to house other brands

- Allen-Bradley** Bulletin 1494V and 140U disconnect switches with flange-mounted variable-depth operating mechanisms and Bulletin 1494V flange-mounted variable-depth operating mechanisms for circuit breakers. These enclosures will not accept Allen-Bradley Bulletin 1494F disconnect devices or Bulletin 1494D circuit breaker operators
- ABB Controls** flange-mounted variable-depth operating mechanisms for disconnect switches and circuit breakers
- Eaton / Cutler-Hammer** Type C361 flange-mounted variable depth
- Eaton / Cutler-Hammer** Type C361 flange-mounted variable-depth operating mechanisms with disconnect switches and Type C371 flange-mounted variable depth operating mechanisms for circuit breakers; also Flex Shaft™ handle mechanisms for circuit breakers
- General Electric** Type STDA flange handles and variable depth operating
- General Electric** Type STDA flange handles and variable depth operating mechanisms for disconnect switches and circuit breakers; also Spectra Flex™ cable operators for circuit breakers
- SIEMENS** I-T-E Max-Flex flange-mounted variable depth operating handle for disconnect switches and circuit breakers
- Square D** Class 9422 disconnect switches with flange-mounted variable depth operating mechanisms or cable Industry Standards mechanisms and Class 9422 flange-mounted variable depth operating mechanisms or cable mechanisms for circuit breakers. These enclosures will not accept Square D Class 9422 bracket-mounted disconnect devices, Class 9422TG1, or TG2 devices.

Other Brands							
Disconnect Enclosure Series	Square D9422 Series	Allen-Bradley 1494F and 1494D Series	Allen-Bradley 1494V, 1494C, 140U, 194RC Series	ABB Controls	Eaton/Cutler-Hammer C361 and C371 Series	General Electric STDA Series	Siemens I-T-E Max-Flex Series
<b>WAX_U Series</b>	✓	✓	✓	✓	✓	✓	✓
adapter plate required	<b>WA21SDA</b>	<b>WA21ABA</b>	<b>WA21ABVA</b>	<b>WA21CHVA</b>	<b>WA21CHVA</b>	<b>WA21GETDA</b>	<b>WA21ITE</b>
<b>WACPX_U Series</b>	✓	✓	✓	✓	✓	✓	✓
adapter plate required	<b>WA21SDA</b>	<b>WA21ABA</b>	<b>WA21ABVA</b>	<b>WA21CHVA</b>	<b>WA21CHVA</b>	<b>WA21GETDA</b>	<b>WA21ITE</b>
<b>WAXM_U Series</b>	✓	✓	✓	✓	✓	✓	✓
adapter plate required	<b>WA21SDA</b>	<b>WA21ABA</b>	<b>WA21ABVA</b>	<b>WA21CHVA</b>	<b>WA21CHVA</b>	<b>WA21GETDA</b>	<b>WA21ITE</b>

# NEMA 12 Heavy-Duty Freestanding Disconnect



## Construction

- 10-gauge steel bodies and doors
- Removable 10-gauge steel subpanels included and mounted on collar studs
- Smooth-ground continuous-welded seams
- Body stiffeners for extra rigidity
- Heavy-duty lifting eyes and provisions for fluorescent lighting
- Heavy gauge lift off hinges
- 3-point padlocking handles on all doors
- Panel supports
- Removable center posts allow easy panel installation
- Grounding provisions
- Doors have closed-cell neoprene gasket
- Unless specified, the far right door is considered to be the "Master" door. All other doors are considered slave doors
- The mechanical interlock is activated by the master door which prevents the slave doors from being opened first. Doors can be closed in any order
- Disconnects come with a universal cutout which provides mounting for most disconnect operators by using operator adapters
- FTC rolled lip around all sides of opening keeps out liquids and contaminants

## Finish

- ANSI 61 gray polyester powder inside and out over phosphatized surfaces
- Included painted steel subpanels are white polyester powder over phosphatized surfaces

## Listings

- UL 508 12 [UL File E64791]
- NEMA/EEMAC 12



Notes: Disconnect switch or circuit breakers, operating handle and operating mechanism must be ordered separately.

Operator adapter plates are required with this enclosure series and must be purchased separately. Select the proper operator adapter for the brand and type of disconnect being used. Make sure the disconnect device you are using will fit the enclosure size you choose.

# NEMA 12 Heavy-Duty Freestanding Disconnect

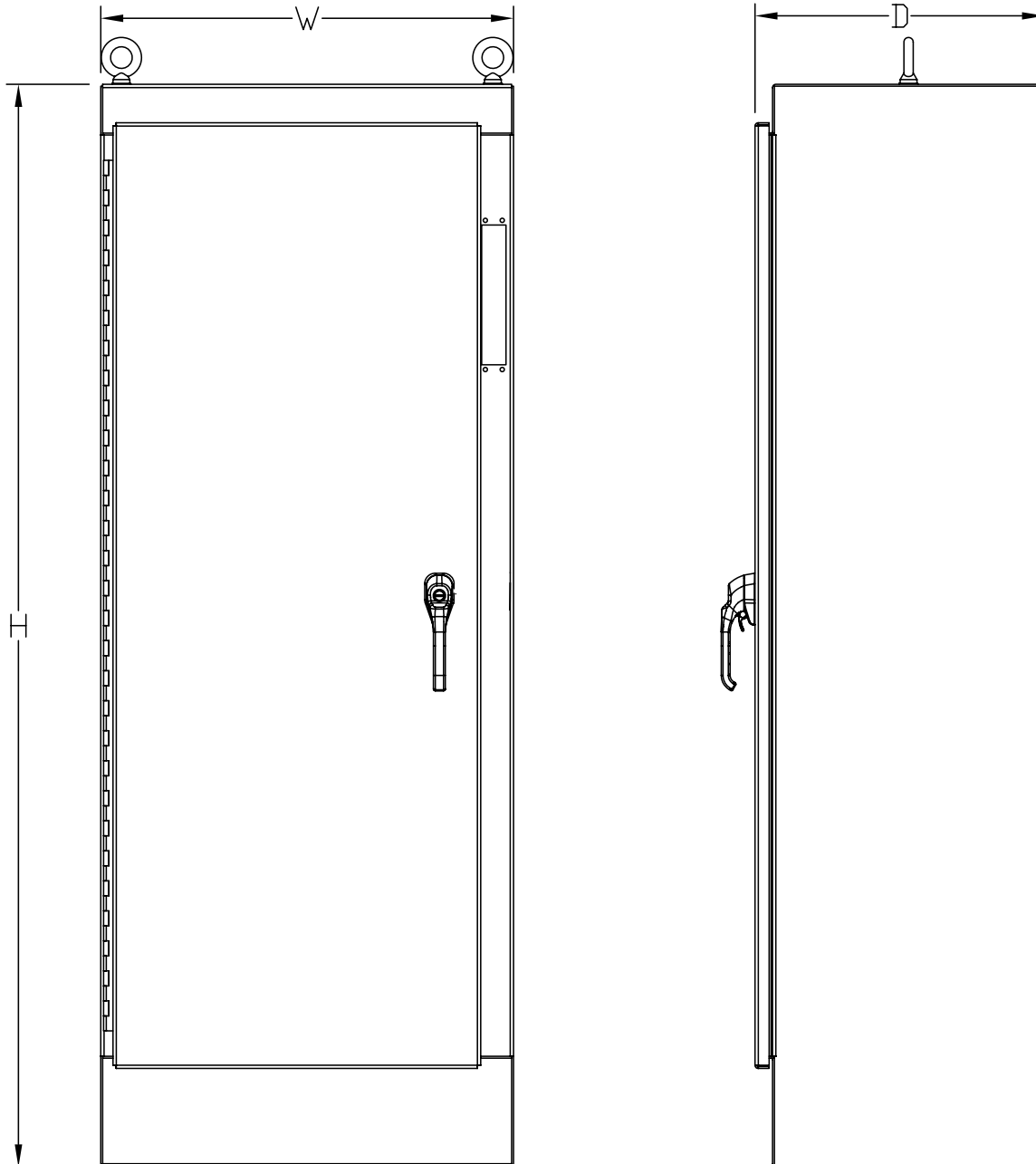


NEMA 12 Heavy-Duty Freestanding Disconnect				
Part Number	Price	Enclosure Size HxWxD	Number of Subpanels	Subpanel Size AxB
<i>Single-Door</i>				
<u><a href="#">WA72XM2718U</a></u>	\$2,841.00	72.13 x 27.50 x 19.29 [1832 x 699 x 490]	1	60.00 x 21.00 [1524 x 552]
<u><a href="#">WA72XM3918U</a></u>	\$3,456.00	72.13 x 39.50 x 19.29 [1832 x 1003 x 490]	1	60.00 x 33.00 [1524 x 857]
<u><a href="#">WA84XM3918U</a></u>	\$3,844.00	84.13 x 39.50 x 19.29 [2137 x 1003 x 490]	1	72.00 x 33.00 [1829 x 857]
<u><a href="#">WA90XM3920U</a></u>	\$4,391.00	90.13 x 39.50 x 21.29 [2289 x 1003 x 541]	1	78.00 x 33.00 [1981 x 857]
<u><a href="#">WA90XM3924U</a></u>	\$4,651.00	90.13 x 39.50 x 25.29 [2289 x 1003 x 642]	1	78.00 x 33.00 [1981 x 857]
<i>Two-Door</i>				
<u><a href="#">WA84XM7718U</a></u>	\$6,936.00	84.13 x 78.50 x 19.29 [2137 x 1994 x 490]	1	72.00 x 72.00 [1829 x 1829]
<u><a href="#">WA90XM7720U</a></u>	\$7,866.00	90.13 x 78.50 x 21.29 [2289 x 1994 x 541]	1	78.00 x 72.00 [1981 x 1829]
Notes: Subpanels are included. Dimensions in inches [millimeters]. Letters in table correspond to letters on dimensional drawings.				

# NEMA 12 Heavy-Duty Freestanding Disconnect



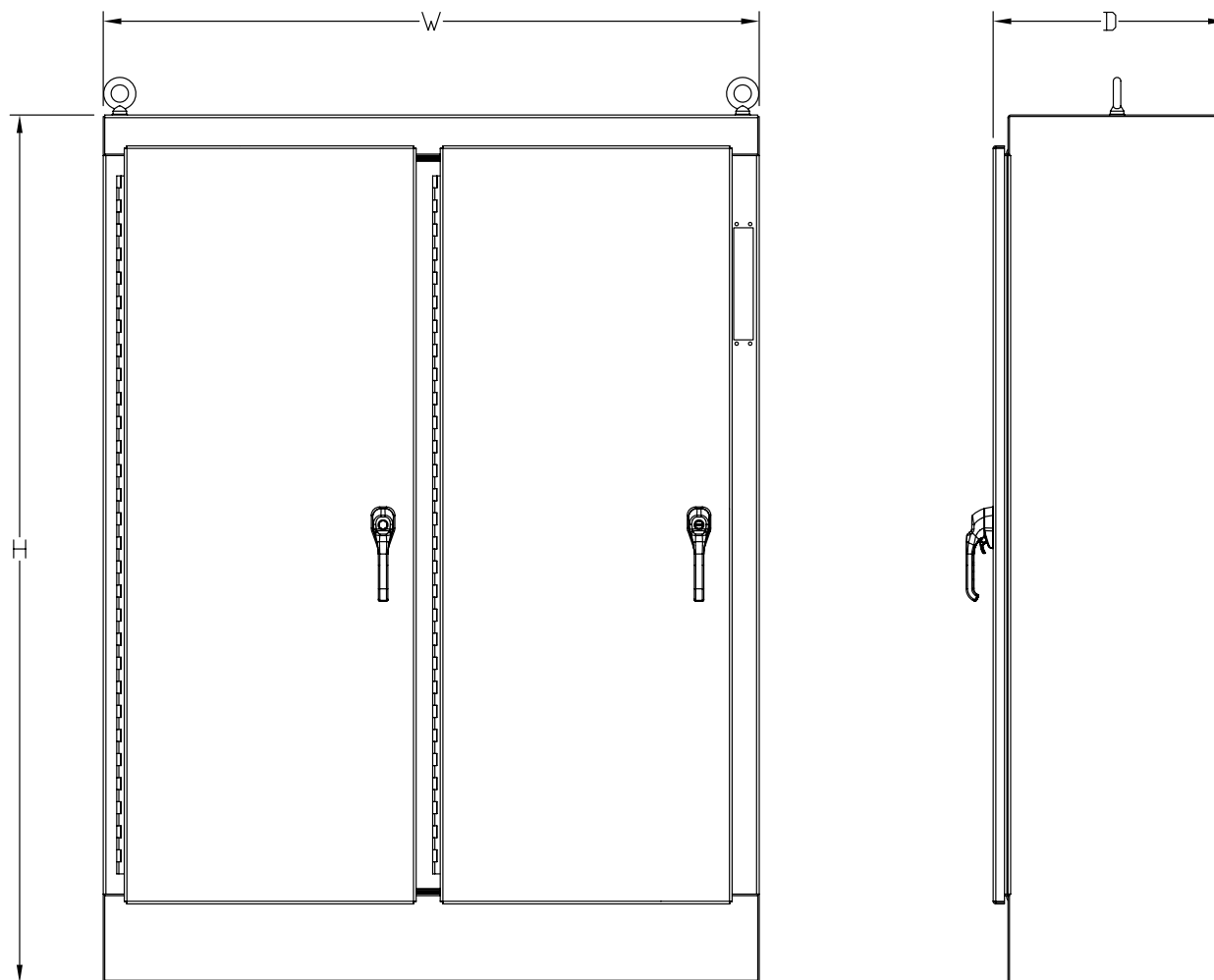
## Dimensions



# NEMA 12 Heavy-Duty Two-Door Freestanding Disconnect



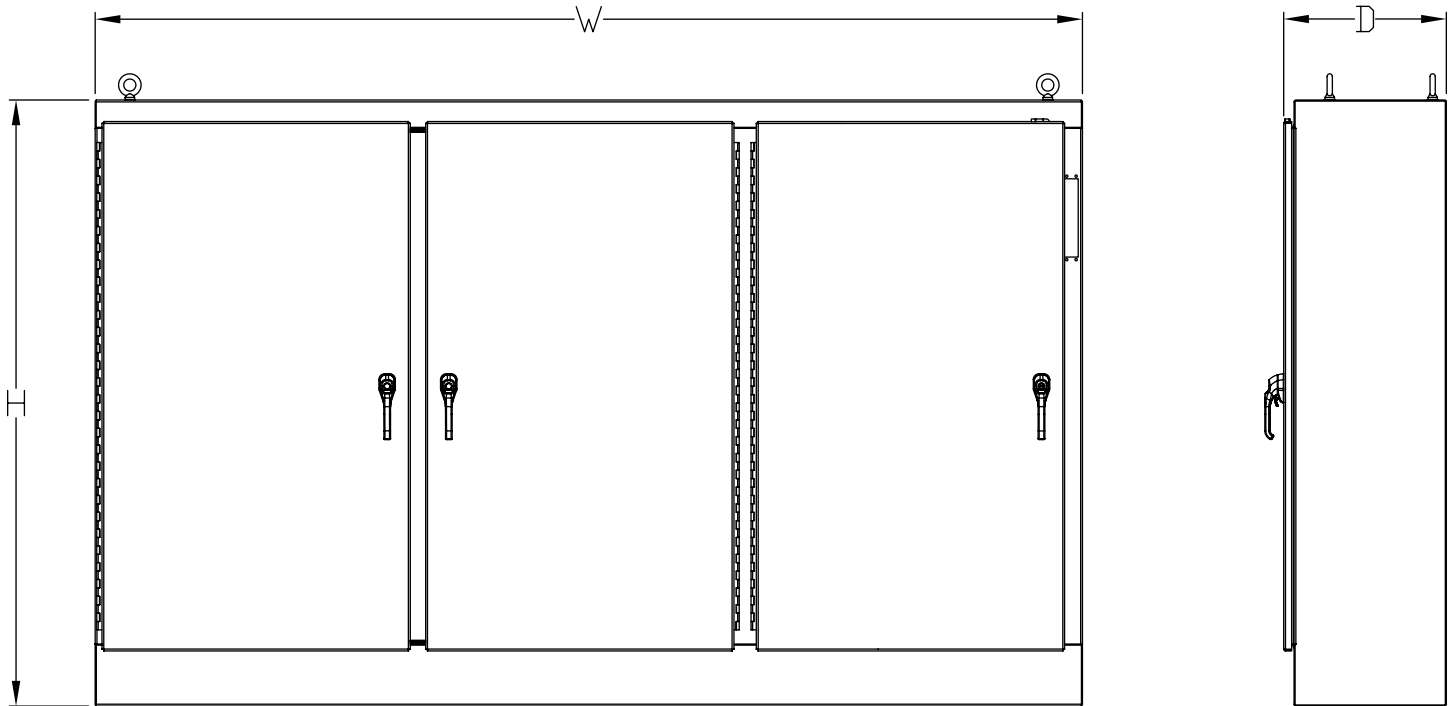
## Dimensions



# NEMA 12 Heavy-Duty Three-Door Freestanding Disconnect



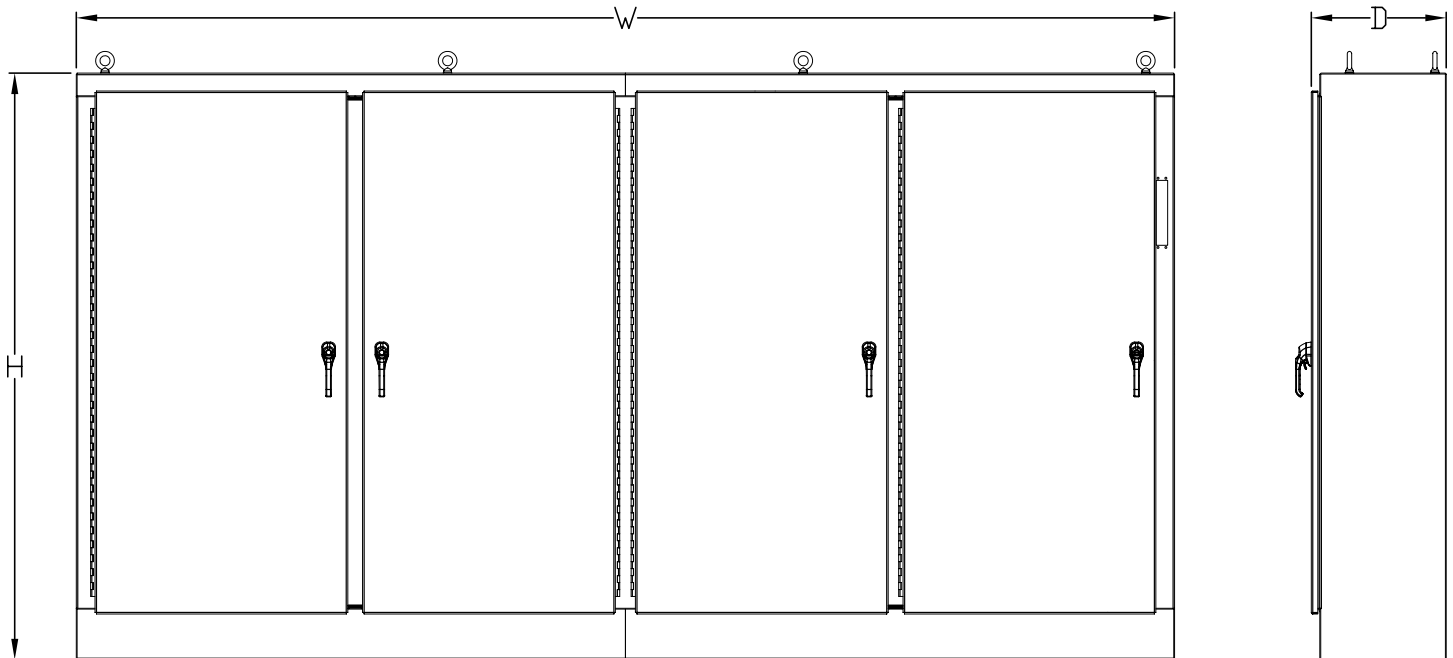
## Dimensions



# NEMA 12 Heavy-Duty Four-Door Freestanding Disconnect



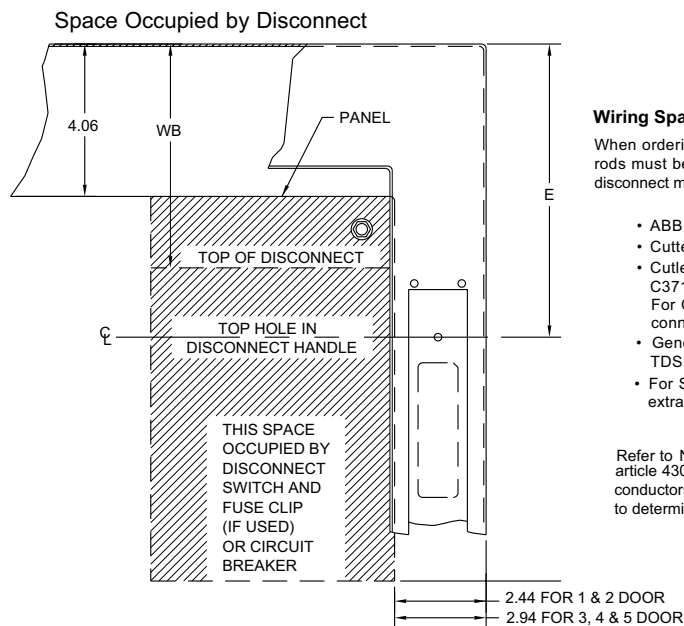
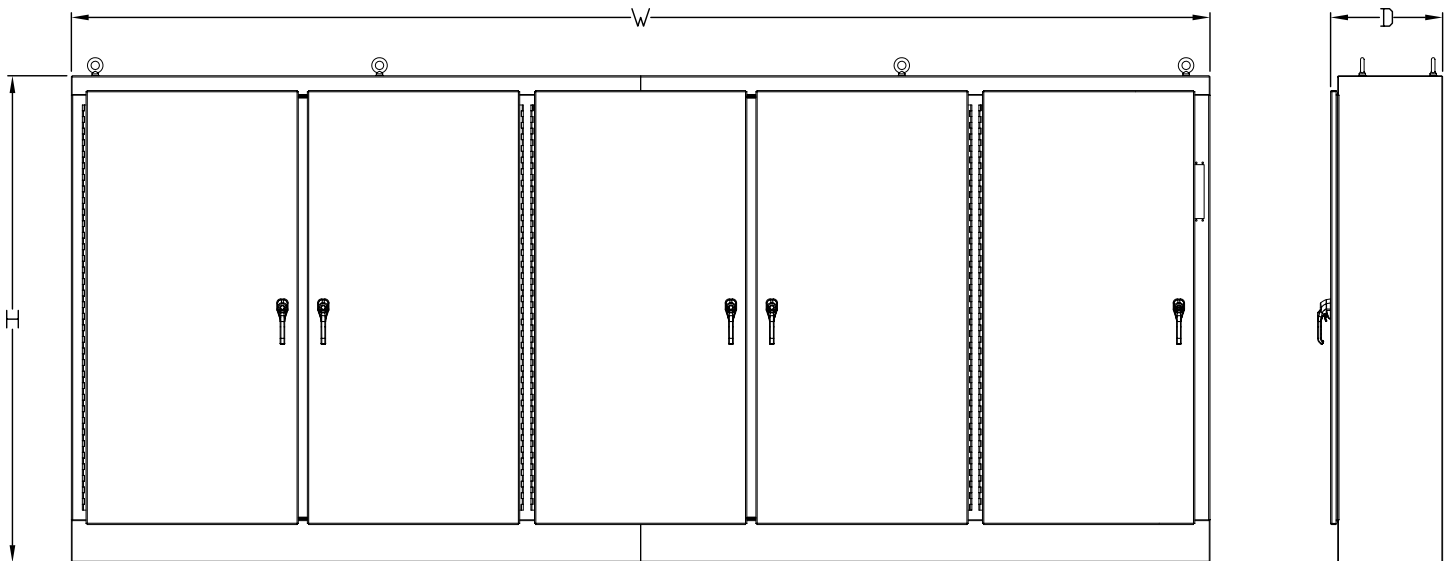
## Dimensions



# NEMA 12 Heavy-Duty Five-Door Freestanding Disconnect



## Dimensions



### Wiring Space "WB" is available when disconnect is installed in the enclosure.

When ordering 24.13 (613mm) deep enclosures, long connecting rods must be ordered. Long connecting rods are available from disconnect manufacturers.

- ABB Controls flange-operated devices
- Cutter-Hammer C361 devices
- Cutter-Hammer C371 operating mechanisms C371E and C371F, order C371CS1 connecting rod. For C371G and C371K, order catalog number C371CS2 connecting rod.
- General Electric TDA devices, order catalog number TDSR extended length drive rod
- For Square D 9422 devices, order catalog number 9422-R2 extra long operating rod(s). Some devices require two rods.

Refer to National Electrical Code 1996 article 430-10(b) for wiring space required for line side conductors to be connected to disconnect. Verify your application to determine if wiring space is adequate.