



# Multi-mode Relay Timers

## Overview

Murrelektronik Multi-mode Relay Timers are for use in industrial applications such as control engineering, automation, signal and industrial installations.

## Features

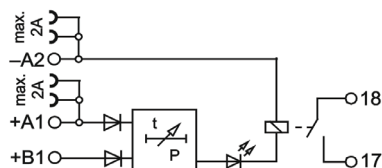
- 35mm DIN-rail mount
- Slim 6.2 mm design
- Time ranges from 0.1 to 300 secs
- Status Indicator Green LED - Relay energized
- DC voltage
- Lexan 920 housing material



**52350**

Multi-mode Relay Timers					
Part Number	Price	Timing Range	Operating Voltage	Output Type	Drawing Link
<a href="#">52350</a>	\$30.50	0.1 to 300 seconds selectable	24 VDC	(1) SPST timed relay	<a href="#">PDF</a>


## Wiring Diagram




Interface Relays Accessories		
Part Number	Price	Description
<a href="#">90963</a>	\$8.75	Murrelektronik interface relay jumper, push-in type, 2-pole, gray. Package of 5. For use with MurrElektronik relays with 6.2mm spacing.
<a href="#">90978</a>	\$20.50	Murrelektronik interface relay jumper, push-in type, 10-pole, blue. Package of 5. For use with MurrElektronik relays with 6.2mm spacing.
<a href="#">90979</a>	\$28.00	Murrelektronik interface relay jumper, push-in type, 10-pole, red. Package of 5. For use with MurrElektronik relays with 6.2mm spacing.



**90963**



**90978**



**90979**



# Multi-mode Relay Timers Specifications

Multi-mode Relay Timers Specifications	
<b>Input Specifications</b>	
Nominal Voltage	24VDC
Operating Voltage Range	24VDC (+10% – 15%)
Trigger Voltage	24VDC +10% -15% 20.4 - 26.4 VDC 0-Signal/acc. to DIN 19240: < 5V / approx. 0.6 mA 1-Signal/acc. to DIN 19240: > 13V / approx. 7mA
Power Consumption	<16mA at 24V
<b>Contact Specifications</b>	
Type	SPST
Material	Silver Tin Oxide (Ag Sn O <sub>2</sub> )
Operate Time	8ms maximum
Release Time	10ms maximum
Bounce Time	2ms
Wire Size Max	14AWG (stranded) / 12AWG (solid)
Max Ratings	6A/250VAC, 1500VA
Minimum Load	6VDC 0.1 A
Mechanical Life Time	2 x 10 <sup>7</sup> Switching cycles
Electrical Life Time Operations	230VAC / 6A 8 x 10 <sup>4</sup> Switching cycles 24VDC / 2A 8 x 10 <sup>4</sup> Switching cycles 26VDC / 15mA 3 x 10 <sup>5</sup> Switching cycles
<b>Time Circuit Specifications</b>	
Time Ranges	0.1 ~ 1.2 sec, 0.4 ~ 5 sec, 3.5 ~ 40 sec, 30 ~ 300 sec
Setting Accuracy	≤ 10% of final value
Repeat Ready Time	≤ 5ms
Repeat Accuracy	≤ 0.2% of final value
Minimum Switch On Time	≥ 100ms
Minimum Trigger Time for Switch-off Delayer	0.5 ms
Temperature Coefficient	± 250 ppm of final value over temperature range
<b>General Specifications</b>	
Connection	Screw terminal (M3)
Tightening Torque	0.2 N·m (+0.1)
Ambient Temperature	-25 to +60°C [-13 to +140°F]
Storage Temperature	-40 to +80°C [-40 to +176°F]
Protection Rating	IP20
Mounting Position	35mm DIN-rail
Relay Indicator LED	Green
Weight (g [oz])	35.0 [1.23]
Agency Approvals and Standards *	CSA 1252427, cURus E140415, CE

\* To obtain the most current agency approval information, see the Agency Compliance & Certifications Checklist section on the specific part number's web page.