

ReeR MOSAIC-MOS16

Output Expansion Module



The ReeR MOSAIC (MODular Safety Integrated Controller) MOS16 output expansion module provides 16 programmable digital signal outputs.

Features

- 16 programmable digital signal outputs programmable with the MOSAIC Safety Designer Software
- Removable terminal block plus screw contacts
- Connection to M1 or M1S via MSC 5-way ReeR proprietary bus. Bus connector included.



MOSAIC-MOS16



MOSAIC-MOS16 Expansion Unit				
Part Number	Price	Voltage	Description	Connection
MOSAIC-MOS16	\$260.00	24VDC	Automation expansion module with 16 programmable digital signal outputs	Removable terminal block, screw contacts

MOSAIC-MOS16 Specifications	
General Specifications	
Operating Temperature	-10°C to +55°C [14°F to 131°F]
Storage Temperature	-20°C to +85°C [-4°F to 185°F]
Altitude	2000m (max)
Vibration Resistance	Tested to IEC 60068-2-6
Degree of Protection	IP 20
Housing	Polyamide
Weight	260g [9.17 oz]
Agency Approvals and Standard	cULus, CE, TÜV
Terminal Designation per EN 50 005	AWG 12-30 solid/stranded. Use 60/75°C copper (Cu) conductor only.
Wire Fixing	Screw or clamp terminal blocks with 8, 16 or 24 terminals, plus rear panel plug-in connector. Terminal tightening torque 5-7 lb•in (0.6-0.7 N•m).
Input Specifications	
Nominal Voltage	24VDC
Voltage Range	± 20%
Maximum Consumption	3W
Digital Inputs	—
Input FBK / Reset	—
Test Outputs	—
OSSD Outputs	—
Signaling Outputs	16 programmable - PNP high

Note: See product manual for complete details.

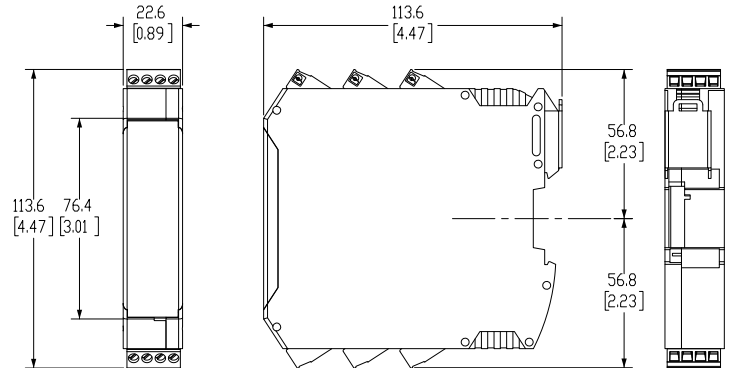
Note: To obtain the most current agency approval information, see the Agency Approval Checklist section on the specific part number's web page.

Electrical Connections to MOSAIC-MOS16



- Wire size range: AWG 12-30 (solid/stranded) (UL).
- Use 60/75°C copper (Cu) conductor only.
- Turn off power before making connections.
- The supply voltage must be 24VDC \pm 20% (PELV, in compliance with the standard EN 60204-1 (Chapter 6.4).
- Do not use the MOSAIC to supply external devices.
- The same ground connection (0VDC) must be used for all system components.
- Separate power supplies are recommended for the safety module and for other electrical power equipment (electric motors, inverters, frequency converters) or other sources of disturbance.
- Cables used for connections of longer than 50m [164ft] must have a cross-section of at least 1mm² (AWG16).

Dimensions mm [inches]



MOS16 Module Connections

Terminal	Signal	Type	Description
1	24VDC	–	24VDC power supply
2	NODE_SEL0	Input	Node selection
3	NODE_SEL1	Input	
4	0VDC	–	0VDC power supply
5	24VDC STATUS 1-8	–	24VDC power supply OUTPUT STATUS 1-8
6	24VDC STATUS 9-16	–	24VDC power supply OUTPUT STATUS 9-16
7	Not connected	–	–
8	Not connected	–	–
9	OUT_STATUS1	Output	Programmable signal output 1
10	OUT_STATUS2	Output	Programmable signal output 2
11	OUT_STATUS3	Output	Programmable signal output 3
12	OUT_STATUS4	Output	Programmable signal output 4
13	OUT_STATUS5	Output	Programmable signal output 5
14	OUT_STATUS6	Output	Programmable signal output 6
15	OUT_STATUS7	Output	Programmable signal output 7
16	OUT_STATUS8	Output	Programmable signal output 8
17	OUT_STATUS9	Output	Programmable signal output 9
18	OUT_STATUS10	Output	Programmable signal output 10
19	OUT_STATUS11	Output	Programmable signal output 11
20	OUT_STATUS12	Output	Programmable signal output 12
21	OUT_STATUS13	Output	Programmable signal output 13
22	OUT_STATUS14	Output	Programmable signal output 14
23	OUT_STATUS15	Output	Programmable signal output 15
24	OUT_STATUS16	Output	Programmable signal output 16

Please see the ReeR MOSAIC Supplemental Manual for basic wiring examples.

MOSAIC



MODULAR SAFETY INTEGRATED CONTROLLER

The MOSAIC system is a unique safety controller that's modular, expandable and configurable for managing all safety functions of a single machine or an entire plant. It offers cost reductions with minimal wiring.

COMMS



MOSAIC-MBEI

Industrial Fieldbus:
EtherNet/IP.

MOSAIC-MBEM

Industrial Fieldbus:
ModBus TCP/IP.

DIGITAL INPUTS



MOSAIC-MI8

8 digital inputs and four test outputs.

MOSAIC-MI16

16 digital inputs and 4 test outputs.

MOSAIC-MI12T8

12 digital inputs, 8 test outputs.

I/O EXPANSION UNIT



MOSAIC-MI8O2

8 digital inputs, 2 EDM/
RST inputs, 4 test outputs,
2 OSSD pairs, and 2 status
outputs.

MOSAIC-MI8O4

8 digital inputs, 4 test outputs,
4 individual or 2 pair OSSD outputs, and
4 configurable I/O.

SPEED MONITORING

MOSAIC-MV0

2 prox switch inputs.

MOSAIC-MV1T

1 TTL encoder and
2 prox switch inputs.

MOSAIC-MV1H

1 HTL encoder and 2 prox switch inputs.

MOSAIC-MV1S

1 SIN/COS encoder and 2 prox switch inputs.

MOSAIC-MV2T

2 TTL encoder and 2 prox switch inputs.


MOSAIC-MV2H

2 HTL encoder and 2 prox switch inputs.

MOSAIC-MV2S

2 SIN/COS encoder and 2 prox switch inputs.

MOSAIC SYSTEM



MOSAIC-M1S-USBC

MOSAIC-M1

MOSAIC M1, M1S, or M1S-USBC controller units are able to interface with up to 14 individual expansion modules (up to a maximum of 4 of any one module type).

Controller units can also be used in a stand-alone configuration.

Blue-highlighted modules work only with the **MOSAIC-M1S** or **MOSAIC-M1S-USBC** controller.

SAFETY RELAYS

MOSAIC-MR2

2 relays – 2 NO + 1 NC connectable to 1 OSSD pair + 1 NC contact for external device monitoring. 2 safety relays with guided contacts. Screw contacts.



MOSAIC-MR4

4 relays – 4 NO + 2 NC connectable to 2 OSSD pair + 2 NC contacts for external device monitoring. 4 safety relays with guided contacts. Screw contacts.

These extension relays can connect to the outputs on the MOSAIC M1, M1S, or to any of the output cards

DIGITAL OUTPUTS

MOSAIC-MO2

2 EDM/RST inputs, 2 OSSD pairs and 2 status outputs.



MOSAIC-MO4

4 EDM/RST inputs, 4 OSSD pairs and 4 status outputs.

MOSAIC-MOR4

4 single-channel outputs or 2 dual-channel outputs.

MOSAIC-MOR4S8

4 single-channel outputs or 2 dual-channel outputs with 8 status outputs.

MOSAIC-MO4L

4 individual or 2 pair OSSD outputs, and 4 configurable I/O.

ANALOG INPUTS

MOSAIC-MA4

4 analog inputs.



STATUS OUTPUTS

MOSAIC-MOS8

8 status outputs.

MOSAIC-MOS16


16 status outputs.



ACCESSORIES

MOSAIC-MSC-C

Safety communication bus connector and terminal end caps. Required to connect additional module to MOSAIC-M1, MOSAIC-M1S, or MOSAIC-M1S-USBC.



MOSAIC-MCM, MOSAIC-MCMB

A proprietary removable memory card that can be used to save MOSAIC configuration data for subsequent transfer to a new device without using a PC.



Safety Products



Warning: Safety products sold by AutomationDirect are Safety components only. The purchaser/installer is solely responsible for the application of these components and ensuring all necessary steps have been taken to assure each application and use meets all performance and applicable safety requirements and/or local, national and/or international safety codes as required by the application. AutomationDirect cannot certify that our products, used solely or in conjunction with other AutomationDirect or other vendors' products, will assure safety for any application. Any person using or applying any products sold by AutomationDirect is responsible for learning the safety requirements for their individual application and applying them, and therefore assumes all risks, and accepts full and complete responsibility, for the selection and suitability of the product for their respective application.

AutomationDirect does not provide design or consulting services, and cannot advise whether any specific application or use of our products would ensure compliance with the safety requirements for any application.