


# ReeR MOSAIC-MOR4 Output Expansion Unit



The ReeR MOSAIC (MODular SAFety Integrated Controller) MOR4 safety relay expansion unit offers configurable outputs.

## Features

- Four single channel NO outputs (safety category 1 or 2), or two dual channel NO outputs (safety category 4)
- Removable terminal block plus screw contacts
- Connection to M1 or M15 via MSC 5-way ReeR proprietary bus. Bus connector included.



**MOSAIC-MOR4**

## Safety Data per EN 13849-1

	Paired Relay	Single Relay
<b>Category</b>	4	1-2
<b>Performance level</b>	e	c (category 1) d (category 2)
<b>MTTF<sub>d</sub> (years)</b>	Please refer to product insert	
<b>DC<sub>avg</sub></b>	High	

## Safety Data per IEC/EN 62061, IEC/EN 61508

<b>SIL CL</b>	3	1 (category 1) 2 (category 2)
<b>SIL</b>	3	1 (category 1) 2 (category 2)
<b>HFT</b>	1	
<b>DC<sub>avg</sub></b>	High	
<b>SFF</b>	99.8%	
<b>PFH<sub>d</sub> (t-20a)</b>	Please refer to product insert	

Safety data is dependent on circuit architecture. See manual for further details.

## MOSAIC-MOR4 Expansion Unit

Part Number	Price	Voltage	Description	Connection
<b>MOSAIC-MOR4</b>	\$351.00	24VDC	Safety relay expansion unit with configurable outputs	Removable terminal block, screw contacts



## MOSAIC-MOR4 Specifications

General Specifications	
<b>Operating Temperature</b>	-10°C to +55°C [14°F to 131°F]
<b>Storage Temperature</b>	-20°C to +85°C [-4°F to 185°F]
<b>Altitude</b>	2000m (max)
<b>Vibration Resistance</b>	Tested to IEC 60068-2-6
<b>Degree of Protection</b>	IP 20
<b>Housing</b>	Polyamide
<b>Weight</b>	300g [10.58 oz]
<b>Agency Approvals and Standard</b>	cULus, CE, TÜV
<b>Terminal Designation per EN 50 005</b>	AWG 12-30 solid/stranded. Use 60/75°C copper (Cu) conductor only.
<b>Wire Fixing</b>	Screw or clamp terminal blocks with 8, 16 or 24 terminals, plus rear panel plug-in connector. Terminal tightening torque 5-7 lb•in (0.6-0.7 N•m).
Input Specifications	
<b>Nominal Voltage</b>	24VDC
<b>Voltage Range</b>	± 20%
<b>Maximum Consumption</b>	3W
Output Specifications	
<b>Electrical Contact Life</b>	>10 <sup>5</sup> switching cycles
<b>Mechanical Life</b>	>40x10 <sup>6</sup>
<b>Contact Type</b>	4 NO positively driven
<b>Signaling Output</b>	-
<b>Input/FBK/Reset</b>	1-4 depending on configuration
<b>Operate Delay</b>	Typ. 10ms
<b>Release Delay</b>	Typ. 5ms
<b>Nominal Output Voltage</b>	240VAC
<b>Thermal Current (I<sub>th</sub>)</b>	6A
<b>Short Circuit Strength</b>	Fuse: NO contacts 10 A gG/gL / NC contacts: 6A gG/gL IEC/EN 60269
<b>Switching Capacity</b>	AC15: 3A/250VAC – DC13:2A/24VDC
<b>Switching Frequency</b>	Max 20 switching cycles/min

Note: See product manual for complete details.

Note: To obtain the most current agency approval information, see the Agency Approval Checklist section on the specific part number's web page.

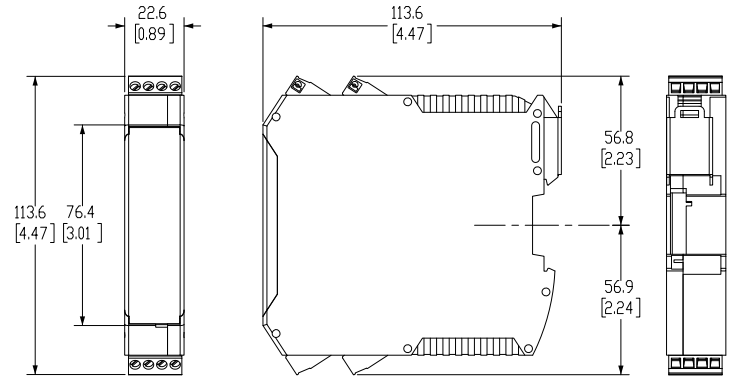
# Electrical Connections to MOSAIC-MOR4



- Wire size range: AWG 12-30 (solid/stranded) (UL).
- Use 60/75°C copper (Cu) conductor only.
- Turn off power before making connections.
- The supply voltage must be 24VDC  $\pm$  20% (PELV, in compliance with the standard EN 60204-1 (Chapter 6.4).
- Do not use the MOSAIC to supply external devices.
- The same ground connection (0VDC) must be used for all system components.
- Separate power supplies are recommended for the safety module and for other electrical power equipment (electric motors, inverters, frequency converters) or other sources of disturbance.
- Cables used for connections of longer than 50m [164ft] must have a cross-section of at least 1mm<sup>2</sup> (AWG16).

## Dimensions

mm [inches]



### MOR4 Module Connections

Terminal	Signal	Type	Description
1	24VDC	–	24VDC power supply
2	NODE_SEL0	Input	Node selection
3	NODE_SEL1	Input	
4	0VDC	–	0VDC power supply
5	REST_FBK1	Input	Feedback/Restart 1
6	REST_FBK2	Input	Feedback/Restart 2
7	REST_FBK3	Input	Feedback/Restart 3
8	REST_FBK4	Input	Feedback/Restart 4
9	A_NO1	Output	NO contact Channel 1
10	B_NO1	Output	
11	A_NO2	Output	NO contact Channel 2
12	B_NO2	Output	
13	A_NO3	Output	NO contact Channel 3
14	B_NO3	Output	
15	A_NO4	Output	NO contact Channel 4
16	B_NO4	Output	

Please see the ReeR MOSAIC Supplemental Manual for basic wiring examples.

# MOSAIC



## MODULAR SAFETY INTEGRATED CONTROLLER

The MOSAIC system is a unique safety controller that's modular, expandable and configurable for managing all safety functions of a single machine or an entire plant. It offers cost reductions with minimal wiring.

### COMMS



#### **MOSAIC-MBEI**

Industrial Fieldbus:  
EtherNet/IP.

#### **MOSAIC-MBEM**

Industrial Fieldbus:  
ModBus TCP/IP.

### DIGITAL INPUTS



#### **MOSAIC-MI8**

8 digital inputs and four  
test outputs.

#### **MOSAIC-MI16**

16 digital inputs and  
4 test outputs.

#### **MOSAIC-MI12T2**

12 digital inputs, 8 test outputs.

### I/O EXPANSION UNIT



#### **MOSAIC-MI802**

8 digital inputs, 2 EDM/  
RST inputs, 4 test outputs,  
2 OSSD pairs, and 2 status  
outputs.

#### **MOSAIC-MI804**

8 digital inputs, 4 test outputs,  
4 individual or 2 pair OSSD outputs, and  
4 configurable I/O.

### SPEED MONITORING

#### **MOSAIC-MV0**

2 prox switch inputs.

#### **MOSAIC-MV1T**

1 TTL encoder and  
2 prox switch inputs.

#### **MOSAIC-MV1H**

1 HTL encoder and 2 prox switch inputs.

#### **MOSAIC-MV1S**

1 SIN/COS encoder and 2 prox switch inputs.

#### **MOSAIC-MV2T**

2 TTL encoder and 2 prox switch inputs.

#### **MOSAIC-MV2H**

2 HTL encoder and 2 prox switch inputs.

#### **MOSAIC-MV2S**

2 SIN/COS encoder and 2 prox switch inputs.

# MOSAIC SYSTEM



**MOSAIC-M1S-USBC**

**MOSAIC-M1**

MOSAIC M1, M1S, or M1S-USBC controller units are able to interface with up to 14 individual expansion modules (up to a maximum of 4 of any one module type).

Controller units can also be used in a stand-alone configuration.

Blue-highlighted modules work only with the **MOSAIC-M1S** or **MOSAIC-M1S-USBC** controller.

### SAFETY RELAYS

#### **MOSAIC-MR2**

2 relays – 2 NO + 1 NC connectable to 1 OSSD pair + 1 NC contact for external device monitoring. 2 safety relays with guided contacts. Screw contacts.



#### **MOSAIC-MR4**

4 relays – 4 NO + 2 NC connectable to 2 OSSD pair + 2 NC contacts for external device monitoring. 4 safety relays with guided contacts. Screw contacts.

These extension relays can connect to the outputs on the **MOSAIC M1, M1S, or to any of the output cards**

### DIGITAL OUTPUTS

#### **MOSAIC-MO2**

2 EDM/RST inputs, 2  
OSSD pairs and 2 status  
outputs.



#### **MOSAIC-MO4**

4 EDM/RST inputs, 4  
OSSD pairs and 4 status outputs.

#### **MOSAIC-MOR4**

4 single-channel outputs or 2 dual-channel outputs.

#### **MOSAIC-MOR4S8**

4 single-channel outputs or 2 dual-channel outputs with 8 status outputs.

#### **MOSAIC-MO4L**

4 individual or 2 pair OSSD outputs,  
and 4 configurable I/O.

### ANALOG INPUTS

#### **MOSAIC-MA4**

4 analog inputs.



### STATUS OUTPUTS

#### **MOSAIC-MOS8**

8 status outputs.

#### **MOSAIC-MOS16**


16 status outputs.



### ACCESSORIES

#### **MOSAIC-MSC-C**

Safety communication bus connector and terminal end caps. Required to connect additional module to **MOSAIC-M1, MOSAIC-M1S, or MOSAIC-M1S-USBC**.



#### **MOSAIC-MCM, MOSAIC-MCMB**

A proprietary removable memory card that can be used to save MOSAIC configuration data for subsequent transfer to a new device without using a PC.



# Safety Products



*Warning: Safety products sold by AutomationDirect are Safety components only. The purchaser/installer is solely responsible for the application of these components and ensuring all necessary steps have been taken to assure each application and use meets all performance and applicable safety requirements and/or local, national and/or international safety codes as required by the application. AutomationDirect cannot certify that our products, used solely or in conjunction with other AutomationDirect or other vendors' products, will assure safety for any application. Any person using or applying any products sold by AutomationDirect is responsible for learning the safety requirements for their individual application and applying them, and therefore assumes all risks, and accepts full and complete responsibility, for the selection and suitability of the product for their respective application.*

*AutomationDirect does not provide design or consulting services, and cannot advise whether any specific application or use of our products would ensure compliance with the safety requirements for any application.*