

MOSAIC



MODULAR SAFETY INTEGRATED CONTROLLER

The MOSAIC system is a unique safety controller that's modular, expandable and configurable for managing all safety functions of a single machine or an entire plant. It offers cost reductions with minimal wiring.

COMMS



MOSAIC-MBEI

Industrial Fieldbus:
EtherNet/IP.

MOSAIC-MBEM

Industrial Fieldbus:
ModBus TCP/IP.

DIGITAL INPUTS



MOSAIC-MI8

8 digital inputs and four test outputs.

MOSAIC-MI16

16 digital inputs and 4 test outputs.

MOSAIC-MI12T2

12 digital inputs, 8 test outputs.

I/O EXPANSION UNIT



MOSAIC-MI802

8 digital inputs, 2 EDM/
RST inputs, 4 test outputs,
2 OSSD pairs, and 2 status
outputs.

MOSAIC-MI804

8 digital inputs, 4 test outputs,
4 individual or 2 pair OSSD outputs, and
4 configurable I/O.

SPEED MONITORING

MOSAIC-MV0

2 prox switch inputs.

MOSAIC-MV1T

1 TTL encoder and
2 prox switch inputs.

MOSAIC-MV1H

1 HTL encoder and 2 prox switch inputs.

MOSAIC-MV1S

1 SIN/COS encoder and 2 prox switch inputs.

MOSAIC-MV2T

2 TTL encoder and 2 prox switch inputs.

MOSAIC-MV2H

2 HTL encoder and 2 prox switch inputs.

MOSAIC-MV2S

2 SIN/COS encoder and 2 prox switch inputs.

MOSAIC SYSTEM



MOSAIC-M1S-USBC

MOSAIC-M1

MOSAIC M1, M1S, or M1S-USBC controller units are able to interface with up to 14 individual expansion modules (up to a maximum of 4 of any one module type).

Controller units can also be used in a stand-alone configuration.

Blue-highlighted modules work only with the **MOSAIC-M1S** or **MOSAIC-M1S-USBC** controller.

SAFETY RELAYS

MOSAIC-MR2

2 relays – 2 NO + 1 NC connectable to 1 OSSD pair + 1 NC contact for external device monitoring. 2 safety relays with guided contacts. Screw contacts.



MOSAIC-MR4

4 relays – 4 NO + 2 NC connectable to 2 OSSD pair + 2 NC contacts for external device monitoring. 4 safety relays with guided contacts. Screw contacts.

These extension relays can connect to the outputs on the **MOSAIC M1, M1S, or to any of the output cards**

DIGITAL OUTPUTS

MOSAIC-MO2

2 EDM/RST inputs, 2 OSSD pairs and 2 status outputs.



MOSAIC-MO4

4 EDM/RST inputs, 4 OSSD pairs and 4 status outputs.

MOSAIC-MOR4

4 single-channel outputs or 2 dual-channel outputs.

MOSAIC-MOR4S8

4 single-channel outputs or 2 dual-channel outputs with 8 status outputs.

MOSAIC-MO4L

4 individual or 2 pair OSSD outputs, and 4 configurable I/O.

ANALOG INPUTS

MOSAIC-MA4

4 analog inputs.



STATUS OUTPUTS

MOSAIC-MOS8

8 status outputs.

MOSAIC-MOS16


16 status outputs.



ACCESSORIES

MOSAIC-MSC-C

Safety communication bus connector and terminal end caps. Required to connect additional module to **MOSAIC-M1, MOSAIC-M1S, or MOSAIC-M1S-USBC**.



MOSAIC-MCM, MOSAIC-MCMB

A proprietary removable memory card that can be used to save MOSAIC configuration data for subsequent transfer to a new device without using a PC.



ReeR MOSAIC-M1S Enhanced Safety Controller




The ReeR MOSAIC (MODular Safety Integrated Controller) makes it easy to manage safety systems and sensors. It is modular, expandable, and configurable for managing all safety functions of a single machine or an entire plant. The main MOSAIC-M1S or MOSAIC-M1S-USBC unit is able to control a variety of expansion modules.

MOSAIC-MSC-C five-way ReeR proprietary buss is required to expand the controller. Buss connector not included.

Features

- Able to stand alone or to control other expansion modules
- Eight digital inputs
- Four configurable I/O for start/restart interlock, external device monitoring (EDM) and output status monitoring
- Four individual or two pair output switching signal device (OSSD) signals
- Four test outputs
- 35mm DIN rail mounting
- All functions are configured through the MOSAIC graphical Safety Designer Software via a built-in USB 2.0 connector. Cable sold separately.



MOSAIC-M1S-USBC

Safety Data per EN 13849-1	
Category	4
Performance level	e
MTTF _d (years)	30-100
DC _{avg}	High
Safety Data per IEC/EN 62061, IEC/EN 61508	
SIL CL	3
SIL	3
HFT	1
DC _{avg}	High
SFF	99.8%
PFH _d (t-20a)	1.44e ⁻⁸

Safety data is dependent on circuit architecture. See manual for further details.



MOSAIC Modular Safety Integrated Controller								
Part Number	Price	Voltage	Inputs	Outputs	Configurable I/O	Connection	Programming Port	Drawing
<u>MOSAIC-M1S</u>	\$465.00	24VDC	8 digital safety inputs	4 individual or 2 pair OSSD safety outputs, 4 test outputs	4 terminals: FBK_RST or STATUS	Removable terminal blocks, screw contacts	USB-B mini	PDF
<u>MOSAIC-M1S-USBC</u>	\$463.00						USB-C	PDF

MOSAIC-M1S Specifications	
General Specifications	
Operating Temperature	-10°C to +55°C [14°F to 131°F]
Storage Temperature	-20°C to +85°C [-4°F to 185°F]
Altitude	2000m (max)
Vibration Resistance	Tested to IEC 60068-2-6
Degree of Protection	IP 20
Housing	Polyamide
Weight	260g [9.17 oz]
Agency Approvals and Standard	cULus, CE, TÜV
Terminal Designation per EN 50 005	AWG 12-30 solid/stranded. Use 60/75°C copper (Cu) conductor only.
Wire Fixing	Screw pluggable terminal blocks. Terminal tightening torque 5-7 lb•in (0.6-0.7 N•m).
USB Connection	Type B mini-USB connector
Specifications	
Nominal Voltage	24VDC
Voltage Range	± 20%
Maximum Consumption	3W
Digital Inputs	8 PNP active high
Test Outputs	4 test outputs to monitor short circuits
OSSD Outputs	4 individual or 2 pair solid state safety outputs – PNP active high 400ma @ 24VDC max
Configurable I/O	4 terminals to be used for I/O – Input: EDM, feedback, reset, restart – Output: status monitoring
Expansion	
Minimum Number of Modules	1 (MOSAIC-M1S used as stand-alone module) (8 inputs, up to 4 EDM/RST, 4 safety outputs, up to 4 status outputs)
Maximum Number of Modules	15 (MOSAIC-M1S plus 14 expansion modules) (128 inputs, 16 EDM/RST, 32 safety outputs, 48 status outputs) No more than 4 expansion modules of the same type

Note: See product manual for complete details.

Note: To obtain the most current agency approval information, see the Agency Approval Checklist section on the specific part number's web page.

Electrical Connections To MOSAIC-M1S



- Wire size range: AWG 12-30 (solid/stranded) (UL).
- Use 60/75°C copper (Cu) conductor only.
- Turn off power before making connections.
- The supply voltage must be 24VDC \pm 20% (PELV, in compliance with the standard EN 60204-1 (Chapter 6.4).
- Do not use the MOSAIC to supply power to external devices.
- The same ground connection (0VDC) must be used for all system components.
- Separate power supplies are recommended for the safety module and for other electrical power equipment (electric motors, inverters, frequency converters) or other sources of disturbance.
- Cables used for connections of longer than 50m [164ft] must have a cross-section of at least 1mm² (AWG16).

MOSAIC-M1S and MOSAIC-M1S-USBC Module Connections			
<i>Terminal</i>	<i>Signal</i>	<i>Type</i>	<i>Description</i>
1	24VDC	–	24VDC power supply
2	Not connected	–	–
3	Not connected	–	–
4	0VDC	–	0VDC power supply
5	OSSD1	Output	Static safety output 1
6	OSSD2	Output	Static safety output 2
7	RESTART_FBK1 or STATUS1	Input	Feedback/Restart 1
		Output	SIL 1 / PLc
8	RESTART_FBK2 or STATUS2	Input	Feedback/Restart 2
		Output	SIL 1 / PLc
9	OSSD3	Output	Static safety output 3
10	OSSD4	Output	Static safety output 4
11	RESTART_FBK3 or STATUS3	Input	Feedback/Restart 3
		Output	SIL 1 / PLc
12	RESTART_FBK4 or STATUS4	Input	Feedback/Restart 4
		Output	SIL 1 / PLc
13	OUT_TEST1	Output	Short circuit detected output
14	OUT_TEST2	Output	Short circuit detected output
15	OUT_TEST3	Output	Short circuit detected output
16	OUT_TEST4	Output	Short circuit detected output
17	INPUT1	Input	Digital input 1
18	INPUT2	Input	Digital input 2
19	INPUT3	Input	Digital input 3
20	INPUT4	Input	Digital input 4
21	INPUT5	Input	Digital input 5
22	INPUT6	Input	Digital input 6
23	INPUT7	Input	Digital input 7
24	INPUT8	Input	Digital input 8

Please see Reer MOSAIC Supplemental Manual for basic wiring examples.

ReeR MOSAIC Accessories




ReeR MOSAIC-MSC-C Connector

The ReeR MOSAIC (MODular SAFety Integrated Controller) MSC-C Safety Communication Connector with terminal end caps (MSCPC) permits communication between various system units. Required to connect any additional cards to the [MOSAIC-M1](#), [MOSAIC-M1S](#), or [MOSAIC-M1S-USBC](#).

Features

- 5-way connector for communication among MOSAIC modules
- Comes in the box with all expansion modules and is only needed for the [MOSAIC-M1](#), [MOSAIC-M1S](#), or [MOSAIC-M1S-USBC](#) unit



MOSAIC-MSC-C


MOSAIC-MSC-C Connector		
Part Number	Price	Description
MOSAIC-MSC-C	\$16.00	Safety communication connector with terminal end caps (MSCPC). Permits communication between various system units.

Note: See product manual for complete details.

Note: To obtain the most current agency approval information, see the Agency Approval Checklist section on the specific part number's web page.

ReeR MOSAIC-MCM Memory Card

The ReeR MOSAIC (MODular SAFety Integrated Controller) MCM Memory Card is a proprietary removable memory card that can be used to save MOSAIC configuration data for subsequent transfer to a new device without using a PC.



MOSAIC-MCMB

MOSAIC-MCM Memory Card			
Part Number	Price	For Use With	Description
MOSAIC-MCM	\$43.50	MOSAIC-M1 and M1S	Proprietary removable memory card that can be used to save MOSAIC configuration data for subsequent transfer to a new device without using a PC.
MOSAIC-MCMB	\$34.00	MOSAIC-M1S-USBC	

Note: See product manual for complete details.

Note: To obtain the most current agency approval information, see the Agency Approval Checklist section on the specific part number's web page.

ReeR Programming Cable

The ReeR MOSAIC (MODular SAFety Integrated Controller) programming cable is an interconnection cable used to connect the [MOSAIC-M1](#), [MOSAIC-M1S](#), or [MOSAIC-M1S-USBC](#) to a PC for programming with the MSD configuration software.



MOSAIC-CSU

MOSAIC CSU Cable					
Part Number	Price	Connector A	Connector B	Cable Length (ft [m])	For Use With
MOSAIC-CSU	\$18.00	USB-A	USB-B Mini	5.91 [1.8]	MOSAIC-M1 and MOSAIC-M1S
USB-CBL-AC6	\$7.00		USB-C	6 [1.83]	MOSAIC-M1S-USBC

Note: See product manual for complete details.

Safety Products



Warning: Safety products sold by AutomationDirect are Safety components only. The purchaser/installer is solely responsible for the application of these components and ensuring all necessary steps have been taken to assure each application and use meets all performance and applicable safety requirements and/or local, national and/or international safety codes as required by the application. AutomationDirect cannot certify that our products, used solely or in conjunction with other AutomationDirect or other vendors' products, will assure safety for any application. Any person using or applying any products sold by AutomationDirect is responsible for learning the safety requirements for their individual application and applying them, and therefore assumes all risks, and accepts full and complete responsibility, for the selection and suitability of the product for their respective application.

AutomationDirect does not provide design or consulting services, and cannot advise whether any specific application or use of our products would ensure compliance with the safety requirements for any application.