

# Connection Cables - Sensor and Signal

## M8 A-coded Cable to Pigtail

### Features

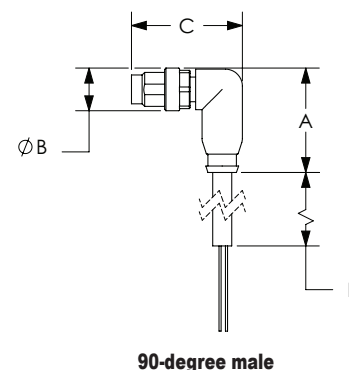
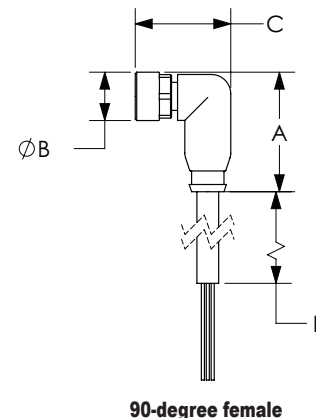
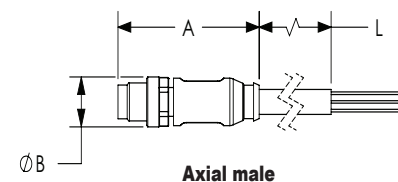
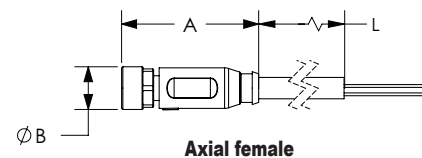
- Industry-standard axial and 90-degree M8 screw-lock connectors with open leads
- Cables listed can be used with patch cables
- 1.5m [4.9 ft], 2m [6.5 ft], 5m [16.4 ft], 7m [23 ft], and 10m [32.8 ft] cable lengths
- PVC (polyvinyl chloride) jacketed cable for general use and chemical washdown applications, ex. food & beverage industry
- PUR (polyurethane) jacketed cable for applications with exposure to oil and dynamic applications requiring more flexibility
- PP (polypropylene) wire insulation for low temperature applications



### Dimensions

M8 A-coded Cable to Pigtail									
Part Number	Price	Number of Wires	Connector	Cable Jacket/ Wire Insulation Material	Jacket Color	Dimensions			
						A	B	C	L
						mm			m [ft]
<a href="#">CD08-0A-020-A1</a>	\$11.00	3	Axial female	PVC/PVC	Gray	32	10	–	2
<a href="#">CD08-0A-020-C1</a>	\$11.00		90-degree female			25	10	20	[6.5]
<a href="#">CD08-0A-050-A1</a>	\$14.00		Axial female		Black	32	10	–	5 [16.4]
<a href="#">CD08-0A-050-C1</a>	\$14.00		90-degree female			25	10	20	
<a href="#">CD08-0C-050-A1-A</a>	\$14.00		Axial female	PUR/PP	Black	32	10	–	5 [16.4]
<a href="#">CD08-0C-050-C1-A</a>	\$14.00		90-degree female	PUR/PP		25	10	20	
<a href="#">CD08-0A-070-A1</a>	\$18.00		Axial female	PVC/PVC	Gray	32	10	–	7
<a href="#">CD08-0A-070-C1</a>	\$18.00		90-degree female			25	10	20	[23]
<a href="#">7000-08001-0200200</a>	\$9.50		Axial male	PUR/PVC	Yellow	39	10	–	2 [6.5]
<a href="#">7000-08001-0300200</a>	\$10.00		Axial male	PUR/PP		39	10	–	
<a href="#">7000-08021-0300200</a>	\$10.00		90-degree male	PUR/PP		25	10	26	
<a href="#">7000-08001-0300500</a>	\$11.00		Axial male	PUR/PP		39	10	–	
<a href="#">7000-08021-0300500</a>	\$11.00		90-degree male	PUR/PP	Yellow	25	10	26	5 [16.4]
<a href="#">7000-08001-0301000</a>	\$19.00		Axial male	PUR/PP		39	10	–	10
<a href="#">7000-08021-0301000</a>	\$19.00		90-degree male	PUR/PP		25	10	26	[32.8]
<a href="#">7000-08001-2100200</a>	\$7.50		Axial male	PVC/PVC	Gray	39	10	–	2
<a href="#">7000-08021-2100200</a>	\$7.50		90-degree male			25	10	26	[6.5]
<a href="#">7000-08001-2100500</a>	\$8.75		Axial male			39	10	–	5
<a href="#">7000-08021-2100500</a>	\$8.75		90-degree male			25	10	26	[16.4]
<a href="#">7000-08001-2101000</a>	\$14.00		Axial male			39	10	–	10
<a href="#">7000-08021-2101000</a>	\$14.00		90-degree male			25	10	26	[32.8]
<a href="#">7000-08041-0300200</a>	\$10.00		Axial female	PUR/PP	Yellow	32	10	–	2
<a href="#">7000-08081-0300200</a>	\$10.00		90-degree female	PUR/PP		25	10	20	[6.5]
<a href="#">7000-08041-0300500</a>	\$11.00		Axial female	PUR/PP		32	10	–	5
<a href="#">7000-08081-0300500</a>	\$11.00		90-degree female	PUR/PP		25	10	20	[16.4]

Continued on next page.

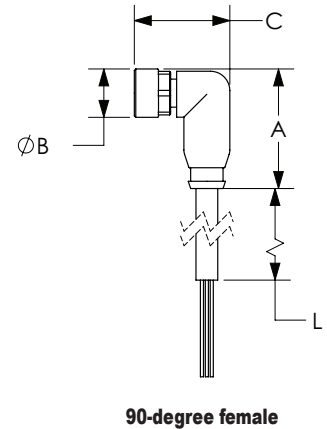
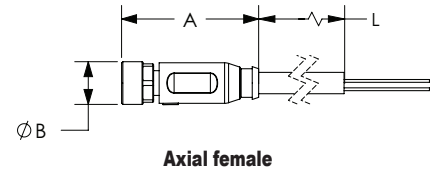
See our website: [www.AutomationDirect.com](http://www.AutomationDirect.com) for complete engineering drawings.

# Connection Cables - Sensor and Signal

## M8 A-coded Cable to Pigtail (continued)

M8 A-coded Cable to Pigtail										
Part Number	Price	Number of Wires	Connector	Cable Jacket/Wire Insulation Material	Jacket Color	Dimensions				
						A	B	C	L	
						mm			m [ft]	
<a href="#">7000-08041-0300700</a>	\$15.00	3	Axial female	PUR/PP	Yellow	32	10	–	7 [22.9]	
<a href="#">7000-08081-0200700</a>	\$14.00		90-degree female	PUR/PVC		25	10	20		
<a href="#">7000-08081-0300700</a>	\$15.00		90-degree female	PUR/PP		25	10	20		
<a href="#">7000-08041-2100500</a>	\$8.75		Axial female	PVC/PVC	Gray	32	10	–	5 [16.4]	
<a href="#">7000-08081-2100500</a>	\$8.75		90-degree female			25	10	20		
<a href="#">7000-08061-0310200</a>	\$10.00	4	Axial female	PUR/PP	Yellow	32	10	–	2 [6.5]	
<a href="#">7000-08101-0210200</a>	Retired		90-degree female	PUR-PVC/PVC		25	10	20		
<a href="#">7000-08101-0310200</a>	\$10.00		90-degree female	PUR/PP		25	10	20		
<a href="#">7000-08061-0310500</a>	\$13.00		Axial female	PUR/PP		32	10	–		5 [16.4]
<a href="#">7000-08101-0310500</a>	\$14.00		90-degree female	PUR/PP		25	10	20		
<a href="#">7000-08061-0311000</a>	\$20.00		Axial female	PUR/PP	32	10	–	10 [32.8]		
<a href="#">7000-08101-0311000</a>	\$20.00		90-degree female	PUR/PP	25	10	20			
<a href="#">CD08-0G-020-A1</a>	\$11.50		Axial female	PVC/PVC	Black	32	10	–	2 [6.5]	
<a href="#">CD08-0W-020-C1</a>	\$11.50		90-degree female			25	10	20		
<a href="#">CD08-0G-050-A1</a>	\$14.00		Axial female			32	10	–	5 [16.4]	
<a href="#">CD08-0W-050-C1</a>	\$14.00		90-degree female			25	10	20		
<a href="#">CD08-0G-100-A1</a>	\$18.00		Axial female			32	10	–	10 [32.8]	
<a href="#">CD08-0W-100-C1</a>	\$18.00		90-degree female		25	10	20			
<a href="#">7000-08061-2110200</a>	\$8.75		Axial female		Gray	32	10	–	2 [6.5]	
<a href="#">7000-08101-2110200</a>	\$8.75		90-degree female			25	10	20		
<a href="#">7000-08061-2110500</a>	\$10.50		Axial female			32	10	–	5 [16.4]	
<a href="#">7000-08101-2110500</a>	\$10.50		90-degree female			25	10	20		
<a href="#">7000-08061-2111000</a>	\$14.50		Axial female	32		10	–	10 [32.8]		
<a href="#">7000-08101-2111000</a>	\$14.50		90-degree female	25		10	20			
<a href="#">7000-08941-6950150</a>	\$10.50	5	Axial female	PUR/PP	Black	34	10	–	1.5 [4.9]	
<a href="#">7000-08951-6950150</a>	\$10.50		90-degree female			28	10	21		
<a href="#">7000-08941-6950500</a>	\$19.00		Axial female			34	10	–	5 [16.4]	
<a href="#">7000-08951-6950500</a>	\$19.50		90-degree female			28	10	21		
<a href="#">7000-08941-6951000</a>	\$30.50		Axial female			34	10	–	10 [32.8]	
<a href="#">7000-08951-6951000</a>	\$31.50		90-degree female			28	10	21		

### Dimensions



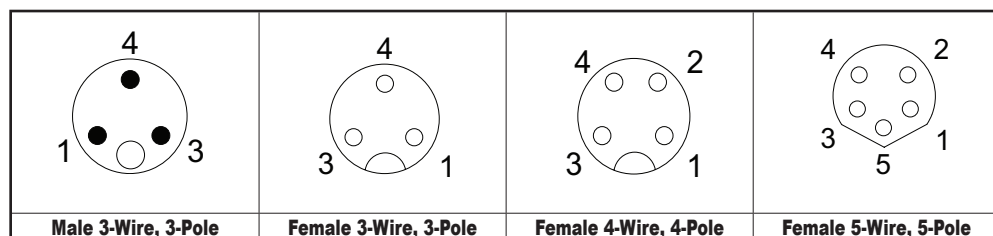
See our website: [www.AutomationDirect.com](http://www.AutomationDirect.com) for complete engineering drawings.

# Connection Cables - Sensor and Signal

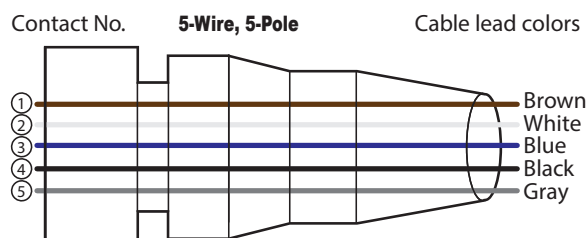
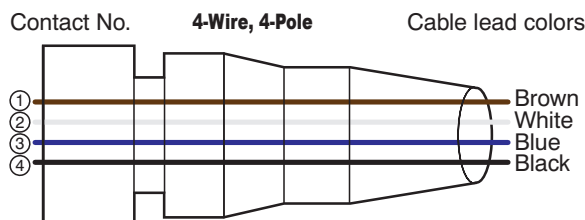
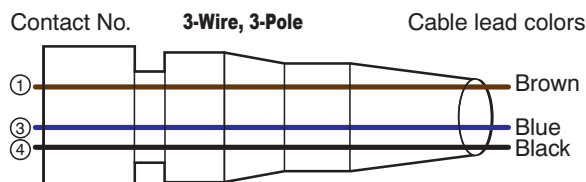
M8 A-coded Cable to Pigtail Specifications					
Model	CD08 Series		7000 Series		
Type	3-Wire, 3-Pole	4-Wire, 4-Pole	3-Wire, 3-Pole	4-Wire, 4-Pole	5-Wire, 5-Pole
Max Voltage	50VAC / 60VDC				30 VAC/VDC
Max Voltage - UL Rating	N/A		30 VAC/VDC		
Max Current Per Contact	4A				3A
Protection Degree	IP65 / IP66K / IP67				IP67
Nut Material	Male threads are nickel plated brass; female threads are nickel plated die cast zinc				
Cable Jacket/Wire Insulation Material	PUR-PVC/PVC, PVC/PVC, PUR/PVC, or PUR/PP				PUR/PP
Contacts Material	Copper Alloy				
Tightening Torque	≤ 0.4 N·m [≤ 0.34 ft-lb]				
Conductors Cross Section	0.25 mm <sup>2</sup> [24AWG]				
Ø Outer Cable For PUR/PVC or PVC/PVC or PUR-PVC/PVC	3-Wire 4.5 mm [0.18 in] / 4-Wire 4.8 mm [0.19 in]				
Ø Outer Cable For PUR/PP	3-Wire 4.1 mm [0.16 in] / 4-Wire 4.5 mm [0.18 in]				5-Wire 4.7 mm [0.19 in]
Temperature Range - Stationary Use	PUR-PVC/PVC, PVC/PVC and PUR/PVC -30 to 80°C [-22 to 176°F]; PUR/PP -40 to 80°C [-40 to 176°F]				
Temperature Range - Flexible Use	PUR-PVC/PVC, PVC/PVC and PUR/PVC -5 to 80°C [23 to 176°F]; PUR/PP -25 to 80°C [-13 to 176°F]				
Min Bend Radius	Stationary use: 5 x cable diameter; Flexible use: 10 x cable diameter				
Approvals*	CE, cCSAus		cULus, CE, UKCA, cCSAus		cURus

\*To obtain the most current agency approval information, see the Agency Compliance & Certifications Checklist section on the specific part number's web page.

## Contact Diagrams



## Wiring Diagrams



# Field Wireable Connectors - Sensor and Signal

## M8 A-coded Insulation Displacement Connector (IDC)

### Features

- IDC (insulation displacement connection) allows quick termination without stripping conductors
- Various cable gauges and diameters accepted
- IP67 rated once properly assembled


**7000-08331-0000000**

### M8 A-coded Insulation Displacement Connector (IDC) Selector Table

Part Number	Price	Number of Wires, Pins	Connection Type	Conductor Size	Outside Cable Ø	Drawing Link
<a href="#">7000-08331-0000000</a>	\$12.50	3-Wire, 3-Pin	Axial male with male threads	26–22 AWG [0.14–0.34 mm <sup>2</sup> ]	2.5–5.1 mm [0.098–0.20 in]	<a href="#">PDF</a>
<a href="#">7000-08371-0000000</a>	\$12.50	3-Wire, 3-Pin	Axial female with female threads			<a href="#">PDF</a>
<a href="#">7000-08351-0000000</a>	\$12.50	4-Wire, 4-Pin	Axial male with male threads			<a href="#">PDF</a>
<a href="#">7000-08391-0000000</a>	\$14.00	4-Wire, 4-Pin	Axial female with female threads			<a href="#">PDF</a>

### M8 A-coded Insulation Displacement Connector (IDC) Specifications

<b>Coding</b>	A-coded	
<b>Model</b>	08331, 08371	08351, 08391
<b>Max Voltage</b>	32 VAC/VDC	
<b>Max Current per Contact</b>	4A	
<b>Temperature Range</b>	-25 to 85°C [-13 to 185°F]	
<b>Protection Degree</b>	IP67	
<b>Housing Material</b>	Polyamide (PA)	
<b>Locking Material</b>	Zinc die-cast, nickel-plated	
<b>Weight</b>	0.03 oz [0.85 g]	0.04 oz [1.13 g]
<b>Approvals*</b>	cURus	

\* To obtain the most current agency approval information, see the Agency Compliance & Certifications Checklist section on the specific part number's web page.

## Pin Assignments

LEGEND	
■	MALE PIN ON CONNECTOR
○	FEMALE PIN ON CONNECTOR
(	FIELD CONNECTION TERMINAL

