

Connection Cables - Sensor and Signal

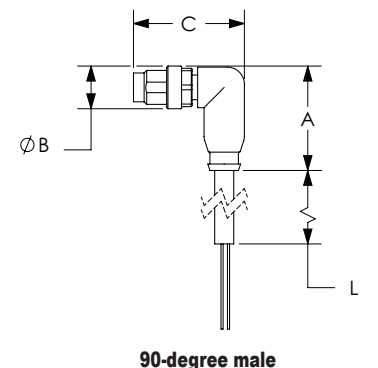
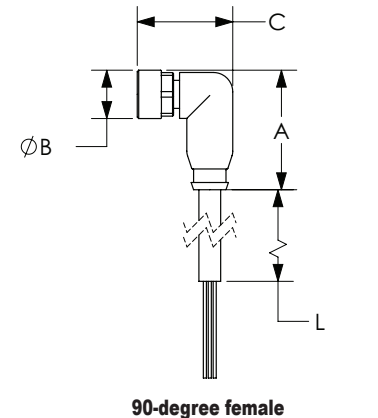
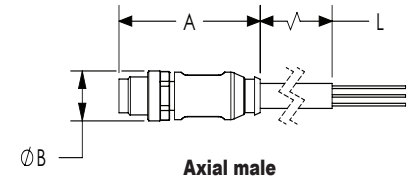
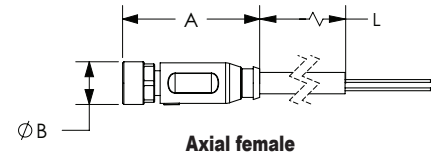
M8 A-coded Cable to Pigtail

Features

- Industry-standard axial and 90-degree M8 screw-lock connectors with open leads
- Cables listed can be used with patch cables
- 1.5m [4.9 ft], 2m [6.5 ft], 5m [16.4 ft], 7m [23 ft], and 10m [32.8 ft] cable lengths
- PVC (polyvinyl chloride) jacketed cable for general use and chemical washdown applications, ex. food & beverage industry
- PUR (polyurethane) jacketed cable for applications with exposure to oil and dynamic applications requiring more flexibility
- PP (polypropylene) wire insulation for low temperature applications



Dimensions



M8 A-coded Cable to Pigtail									
Part Number	Price	Number of Wires	Connector	Cable Jacket/ Wire Insulation Material	Jacket Color	Dimensions			
						A	B	C	L
						mm			m [ft]
CD08-0A-020-A1	\$11.00	3	Axial female	PVC/PVC	Gray	32	10	-	2
CD08-0A-020-C1	\$11.00		90-degree female			25	10	20	[6.5]
CD08-0A-050-A1	\$14.00		Axial female	PUR/PP	Black	32	10	-	5
CD08-0A-050-C1	\$14.00		90-degree female			25	10	20	
CD08-0C-050-A1-A	\$14.00		Axial female	PUR/PP	Gray	32	10	-	7
CD08-0C-050-C1-A	\$14.00		90-degree female	PUR/PP		25	10	20	
CD08-0A-070-A1	\$18.00		Axial female	PUR/PVC	Yellow	39	10	-	2
7000-08001-0200200	\$9.50		Axial male			PUR/PP	39	10	
7000-08001-0300200	\$10.00		90-degree male	PUR/PP	25	10	26	5	
7000-08021-0300200	\$10.00		Axial male	PUR/PP	39	10	-		[16.4]
7000-08001-0300500	\$11.00		90-degree male	PUR/PP	25	10	26	10	
7000-08021-0300500	\$11.00		Axial male	PUR/PP	39	10	-		[32.8]
7000-08001-0301000	\$19.00		90-degree male	PUR/PP	25	10	26	2	
7000-08021-0301000	\$19.00		Axial male	PUR/PP	39	10	-		[6.5]
7000-08001-2100200	\$7.50		90-degree male	PVC/PVC	Gray	25	10	26	5
7000-08021-2100200	\$7.50		Axial male			39	10	-	
7000-08001-2100500	\$8.75		90-degree male	PUR/PP	25	10	26	10	
7000-08021-2100500	\$8.75		Axial male	PUR/PP	39	10	-		[32.8]
7000-08001-2101000	\$14.00		90-degree male	PUR/PP	Yellow	32	10	-	2
7000-08021-2101000	\$14.00		Axial female			PUR/PP	25	10	
7000-08041-0300200	\$10.00	90-degree female	PUR/PP	32	10	-	5		
7000-08081-0300200	\$10.00	Axial female	PUR/PP	25	10	20		[16.4]	
7000-08041-0300500	\$11.00	90-degree female	PUR/PP	32	10	-	10		
7000-08081-0300500	\$11.00	Axial female	PUR/PP	25	10	20		[32.8]	

Continued on next page.

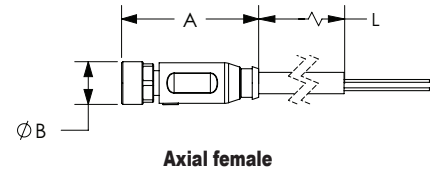
See our website: www.AutomationDirect.com for complete engineering drawings.

Connection Cables - Sensor and Signal

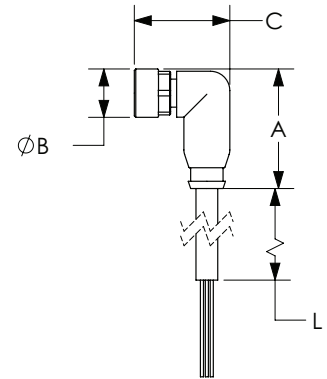
M8 A-coded Cable to Pigtail (continued)

M8 A-coded Cable to Pigtail										
Part Number	Price	Number of Wires	Connector	Cable Jacket/Wire Insulation Material	Jacket Color	Dimensions				
						A	B	C	L	
						mm			m [ft]	
7000-08041-0300700	\$15.00	3	Axial female	PUR/PP	Yellow	32	10	-	7	
7000-08081-0200700	\$14.00		90-degree female	PUR/PVC		25	10	20	[22.9]	
7000-08081-0300700	\$15.00		90-degree female	PUR/PP	Gray	32	10	-	5	
7000-08041-2100500	\$8.75		Axial female	PVC/PVC		25	10	20	[16.4]	
7000-08081-2100500	\$8.75		90-degree female	PVC/PVC	Yellow	32	10	-	2	
7000-08061-0310200	\$10.00		90-degree female	PUR/PP		25	10	20	[6.5]	
7000-08101-0210200	\$9.75	4	90-degree female	PUR-PVC/PVC	Yellow	32	10	-	5	
7000-08101-0310200	\$10.00		90-degree female	PUR/PP		25	10	20	[16.4]	
7000-08061-0310500	\$13.00		Axial female	PUR/PP	Black	32	10	-	10	
7000-08101-0310500	\$14.00		90-degree female	PUR/PP		25	10	20	[32.8]	
7000-08061-0311000	\$20.00		Axial female	PUR/PP	Gray	32	10	-	2	
7000-08101-0311000	\$20.00		90-degree female	PUR/PP		25	10	20	[6.5]	
CD08-0G-020-A1	\$11.50		4	Axial female	PVC/PVC	Black	32	10	-	5
CD08-0W-020-C1	\$11.50			90-degree female			25	10	20	[16.4]
CD08-0G-050-A1	\$14.00			Axial female		32	10	-	10	
CD08-0W-050-C1	\$14.00			90-degree female		25	10	20	[32.8]	
CD08-0G-100-A1	\$18.00			Axial female		Gray	32	10	-	2
CD08-0W-100-C1	\$18.00			90-degree female			25	10	20	[6.5]
7000-08061-2110200	\$8.75	Axial female		Black		32	10	-	5	
7000-08101-2110200	\$8.75	90-degree female				25	10	20	[16.4]	
7000-08061-2110500	\$10.50	Axial female		Gray		32	10	-	10	
7000-08101-2110500	\$10.50	90-degree female				25	10	20	[32.8]	
7000-08061-2111000	\$14.50	Axial female		Black		34	10	-	1.5	
7000-08101-2111000	\$14.50	90-degree female				28	10	21	[4.9]	
7000-08941-6950150	\$10.50	5	Axial female	PUR/PP	Black	34	10	-	5	
7000-08951-6950150	\$10.50		90-degree female			28	10	21	[16.4]	
7000-08941-6950500	\$19.00		Axial female		Black	34	10	-	10	
7000-08951-6950500	\$19.50		90-degree female			28	10	21	[32.8]	
7000-08941-6951000	\$30.50		Axial female		Black	34	10	-	10	
7000-08951-6951000	\$31.50		90-degree female			28	10	21	[32.8]	

Dimensions



Axial female



90-degree female

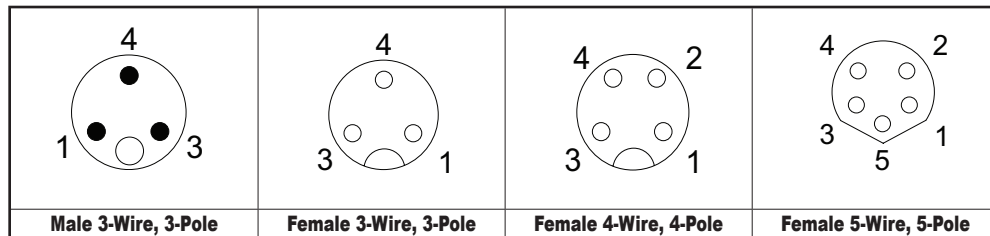
See our website: www.AutomationDirect.com for complete engineering drawings.

Connection Cables - Sensor and Signal

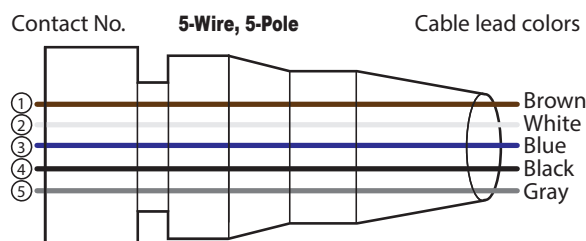
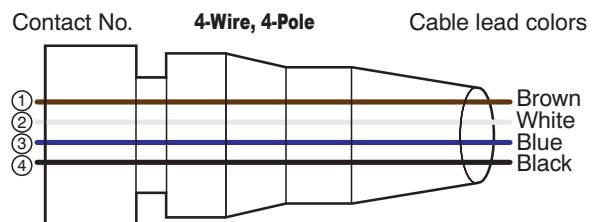
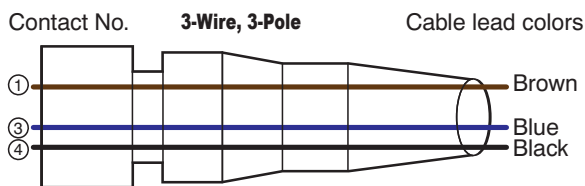
M8 A-coded Cable to Pigtail Specifications					
Model	CD08 Series			7000 Series	
Type	3-Wire, 3-Pole	4-Wire, 4-Pole	3-Wire, 3-Pole	4-Wire, 4-Pole	5-Wire, 5-Pole
Max Voltage	50VAC / 60VDC				30 VAC/VDC
Max Voltage - UL Rating	N/A		30 VAC/VDC		
Max Current Per Contact	4A				3A
Protection Degree	IP65 / IP66K / IP67				IP67
Nut Material	Male threads are nickel plated brass; female threads are nickel plated die cast zinc				
Cable Jacket/Wire Insulation Material	PUR-PVC/PVC, PVC/PVC, PUR/PVC, or PUR/PP				PUR/PP
Contacts Material	Copper Alloy				
Tightening Torque	≤ 0.4 N·m [≤ 0.34 ft·lb]				
Conductors Cross Section	0.25 mm ² [24AWG]				
Ø Outer Cable For PUR/PVC or PVC/PVC or PUR-PVC/PVC	3-Wire 4.5 mm [0.18 in] / 4-Wire 4.8 mm [0.19 in]				
Ø Outer Cable For PUR/PP	3-Wire 4.1 mm [0.16 in] / 4-Wire 4.5 mm [0.18 in]			5-Wire 4.7 mm [0.19 in]	
Temperature Range - Stationary Use	PUR-PVC/PVC, PVC/PVC and PUR/PVC -30 to 80°C [-22 to 176°F]; PUR/PP -40 to 80°C [-40 to 176°F]				
Temperature Range - Flexible Use	PUR-PVC/PVC, PVC/PVC and PUR/PVC -5 to 80°C [23 to 176°F]; PUR/PP -25 to 80°C [-13 to 176°F]				
Min Bend Radius	Stationary use: 5 x cable diameter; Flexible use: 10 x cable diameter				
Approvals*	CE, cCSAus		cULus, CE, UKCA, cCSAus		cURus

*To obtain the most current agency approval information, see the Agency Compliance & Certifications Checklist section on the specific part number's web page.

Contact Diagrams



Wiring Diagrams





Field Wireable Connectors - Sensor and Signal

M8 A-coded Insulation Displacement Connector (IDC)

Features

- IDC (insulation displacement connection) allows quick termination without stripping conductors
- Various cable gauges and diameters accepted
- IP67 rated once properly assembled



7000-08331-0000000

M8 A-coded Insulation Displacement Connector (IDC) Selector Table						
Part Number	Price	Number of Wires, Pins	Connection Type	Conductor Size	Outside Cable Ø	Drawing Link
7000-08331-0000000	\$12.50	3-Wire, 3-Pin	Axial male with male threads	26–22 AWG [0.14–0.34 mm ²]	2.5–5.1 mm [0.098–0.20 in]	PDF
7000-08371-0000000	\$12.50	3-Wire, 3-Pin	Axial female with female threads			PDF
7000-08351-0000000	\$12.50	4-Wire, 4-Pin	Axial male with male threads			PDF
7000-08391-0000000	\$14.00	4-Wire, 4-Pin	Axial female with female threads			PDF

M8 A-coded Insulation Displacement Connector (IDC) Specifications		
Coding	A-coded	
Model	08331, 08371	08351, 08391
Max Voltage	32 VAC/VDC	
Max Current per Contact	4A	
Temperature Range	-25 to 85°C [-13 to 185°F]	
Protection Degree	IP67	
Housing Material	Polyamide (PA)	
Locking Material	Zinc die-cast, nickel-plated	
Weight	0.03 oz [0.85 g]	0.04 oz [1.13 g]
Approvals*	cURus	

* To obtain the most current agency approval information, see the Agency Compliance & Certifications Checklist section on the specific part number's web page.

Pin Assignments

LEGEND	
■	MALE PIN ON CONNECTOR
○	FEMALE PIN ON CONNECTOR
(FIELD CONNECTION TERMINAL

