



Stepping Drives

Ever Stepper Drives

The Titanio family of drives from Ever Motion Solutions (formerly Ever Elettronica) are high performance vector stepper drives that provide industry-leading quality and control. The drives are available in Open Loop (no encoder feedback) and Closed Loop (motor-mounted encoder provides position feedback to the drive). Like most Closed Loop stepper drives, Ever's Titanio drives can alert the upper control system if a motor stalls (Stall Detection). However, the Ever Titanio drives also have Stall Detection capability in Open Loop control mode: the drive uses the motor's back EMF to monitor motor movement. This means the Titanio drives can detect and report Stall Detection without encoder feedback.

The Titanio drive technology is based on ELSE – Error Less Servo Efficient – technology pioneered by Ever. ELSE provides precise sinusoidal stepper motor current control. ELSE is built on the f4d2 (Fast Forward Feed Full Digital Drive) technology. The proprietary and patented f4d2 algorithms reduce the parasitic phase current harmonics that cause unnecessary motor heating and noisy/inefficient motor operation.

The breakthrough of ELSE technology and the f4d2 algorithms result in greatly improved phase current control and near “stepless” operation of stepper motors. The benefits of better and smoother current control include:

- drastic reduction of motor noise
- extremely smooth movement of the motor, regardless of microstep resolution
- significant damping of motor vibrations and resonances
- increased positioning accuracy
- better and more constant torque output at every rotational speed
- less heating and higher efficiency of the motor and drive system
- all drives with ELSE technology also have BEMF stall detection, with or without encoder feedback

For more information on f4d2: <https://www.everelettronica.com/en/technologies/f4d2-fast-forward-feed-full-digital-drive>

For more information on ELSE: <https://www.everelettronica.com/en/technologies/-else-technology-for-different-type-of-motors>

For more information on Closed Loop stepper technology: <https://www.everelettronica.com/en/technologies/closed-loop-of-torque-speed-and-position-systems>

The Titanio drives are available in models with complete drive setup using DIP switches only, as well as models that can be finetuned and set up with free Ever Studio software in addition to DIP switch setup.



Features

- ELSE® (ErrorLess Servo Efficient) step loss detection without encoder
- Quiet and smooth operation
- 36 month warranty
- Closed Loop for drive LW4D
- Protection against short circuit and open circuit
- Alarms for over/under voltage, temperature, short circuit
- Basic setup configured by DIP switches, optional advanced software setup for LW3A and LW4D drives

Ever Steppers – Drive Feature Comparison			
Drive Model	LW4D3070N2I1-00	LW3D3070N0A1-00	LW3A9030N2A1-00
Price	\$105.00	\$205.00	\$290.00
Drawing	PDF	PDF	PDF
Drive Type	2-phase digital stepper drive for hybrid stepper motors		
Supply Voltage	24–75 VDC	24–80 VDC	100–240 VAC
Pulse Input Type	Differential, Single-ended		
Step Input Modes	Differential, Single-ended, AB Quadrature	Differential, Single-ended	
Digital Input Voltage	5–24 VDC	2–24 VDC	5–24 VDC
PPR Range	200–25600 (DIP switch) 200–65536 (software)	200–51200 (DIP switch)	200–2000 (DIP switch) 200–65536 (software)
Motor Output Current Range	0.0–7.1 (A/ph rms) 0.0–10.0 (A/ph peak)	1.7– 7.1 (A/ph rms) 2.4–10.0 (A/ph peak)	0.0–3.0 (A/ph rms) 0–4.2 (A/ph peak)
Digital Output	2 opto-isolated, 5–24 VDC, 100mA max NPN or PNP for Alarm and In Position	1 opto-isolated, 24VDC, 400mA max, NPN or PNP for Alarm	1 opto-isolated, 24VDC, 400mA max PNP or NPN for Alarm
Self-test Capable	Software-based (internal indexing)	Pulse Input Test (LEDs signal if the incoming pulse rate is 0Hz, <1kHz, or ≥1kHz)	Software-based (internal indexing)
Special Features	Advanced software setup	–	Basic software setup

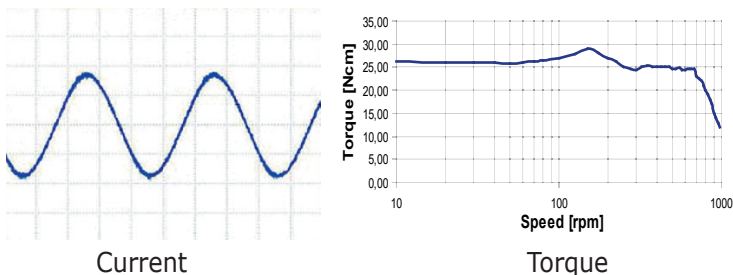


Stepping Drives

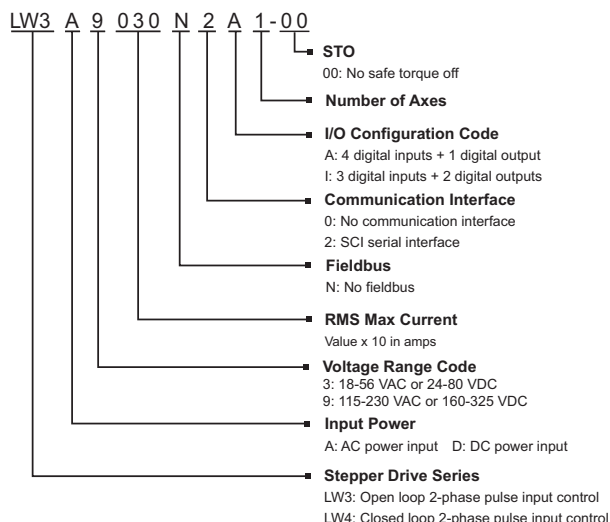
Ever Stepper Drive Feature Overview

Vector Control

The sinusoidal phase current with "ELSE" technology keeps the motor torque constant allowing smooth and noiseless movements.

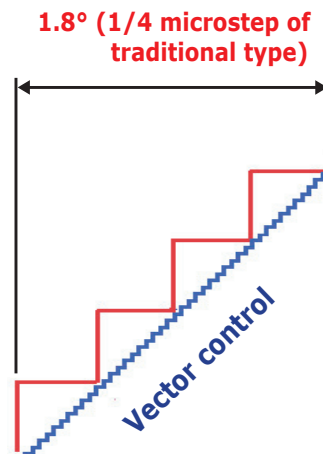

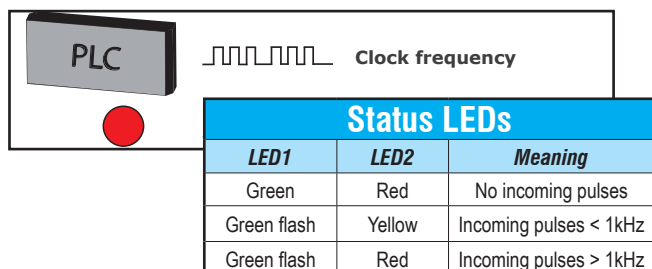
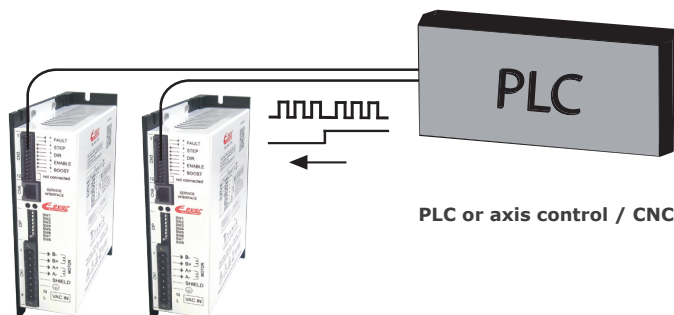


Drive Model Number Explanation



Easy Drive Configuration

- Set motor current value using dip-switches. Option to set motor current with Ever Studio software (LW3A and LW4D)
- Select step angle using roto-switches. Option to set motor current with Ever Studio software. Step angles have been emulated through software to maintain compatibility with traditional drives. Current regulation is always sinusoidal.
- Enable motor stall detection with DIP switches (LW3D, LW3A) or software (LW4D).. By reading the motor BEMF, LWx drivers detect step loss without encoder input. Drive displays alarm status with Fault digital OUT and an LED sequence.
- DIP switches to select Step/Direction or CW/CCW control mode.
- ENABLE input can be set for active high or active low.
- 30% or 70% automatic current reduction (when motor is not moving).
- Enable "Clock Test" function during drive installation to show the presence of the high speed pulse signals via status LED flashes (LW3D).





Stepping Drives

LW4D3070N2I1-00 Stepper Drive

The LW4D from Ever Motion Solutions (formerly Ever Elettronica) is a high-performance vector stepper drive from Ever's Titanio family. The LW4D is a two-phase stepper drive that can run in Open Loop mode (no encoder) or Closed Loop mode (motor-mounted encoder), will accept an incoming voltage of 24-75VDC, and can power hybrid bipolar stepper motors with up to 10A peak output current. The LW4D can be setup via DIP switches to run with many SureStep motors (see below), or can be configured via Ever Studio software to run almost any stepper motor.

The stepper drive utilizes Ever's ELSE (Error Less Servo Efficient) technology that supplies the motor with sinusoidal current, resulting in reduced harmonic currents, lower motor temperature, and smoother/quieter motor operation. The LW4D can detect motor stall in Closed Loop mode (monitoring the motor encoder), but also has **sensorless motor stall detection** when running in Open Loop mode to detect missed motor steps (machine jams, overload conditions, etc.). The drive has built-in protections that include overcurrent, under/over voltage, overheating, and motor output short circuit protection.

The LW4D has been pre-configured to work with SureStep motors that have encoders mounted on the rear shaft. A rotary DIP switch on the unit will automatically set up the drive to run these motors in Closed Loop (encoder feedback) mode. No software is needed to run these motors in Closed Loop mode.

Rotary Switch Position	Preconfigured Motor Part Number
0	STP-MTRL-14026E
1	STP-MTRL-14034E
2	STP-MTR-17040E
3	STP-MTR-17048E
4	STP-MTR-17060E
5	STP-MTR-23055E
6	STP-MTR-23079E
7	STP-MTRH-23079E
8	STP-MTR-34066D
9	STP-MTRH-34066D
A	STP-MTRH-34097D
B	STP-MTRH-34127D
C	STP-MTRAC-42100D
D	STP-MTRAC-42151D
E	STP-MTRAC-42202D
F	Software Configurable

To run one of the SureStep motors in Open Loop mode (no encoder feedback) or to configure the drive to run any other stepper motor, choose rotary position "F". The motor settings can then be configured with Ever Studio software. The software is available for free download at AutomationDirect (requires USB-serial cable EVER-PGM-1).

Ever Studio can be used to modify all drive parameters and can be used to troubleshoot your system. The software includes a built-in Oscilloscope feature to monitor values and has the ability to jog and index the motor without needing the PLC's high-speed pulses.

Download the AutomationDirect LW4D QuickStart Guide to get your system up and running quickly. The QSG can be found on the LW4D Item Page (link in chart below) and includes step by step instructions on how to configure the drive and navigate the Ever Studio software. Really. Download the QSG. Now.



LW4D3070N2I1-00 Drive Specifications

Drive Model	<u>LW4D3070N2I1-00</u>
Power Supply Voltage	24-75 VDC
Digital Input Voltage	5-24 VDC
Output current	0.0-7.1 (A/ph rms) 0.0-10.0 (A/ph peak)
Control mode	Pulse + Direction, CW/CCW, AB Quadrature (quadrature only available through software when rotary switch is set to 'F')
Power stage	H bridge bipolar chopper at 40 kHz
Feedback Interface	Incremental encoder input 5VDC differential RS422 non-isolated
Digital Inputs	3 opto isolated 5-24VDC NPN or PNP or Line Driver
Digital Outputs	2 opto isolated, 5-24 VDC, 100mA
Open or Close Loop	Open or Closed
Step Resolution	From full step up to 1/128 and from full step up to 1/100 step (emulated).
PPR Range	200-25600 (DIP switch) 200-65536 (software)
Safety Protections	Over/Under voltage, Over Current, Over Temperature, Short Circuit Phase/Phase and Phase/Ground
Status Monitoring	2 LEDs (green and red/yellow)
Operating Temperature	5 to 40 °C [41 to 104 °F]
Storage Temperature	-25 to +55 °C [-13 to 131 °F]
Operating Humidity	5-85 %
Protection class	IP20
Mounting	Wall mount
Dimensions H x L x W	118.0 x 25.5 x 75.5 mm
Weight	0.25 Kg
Agency Approvals	CE

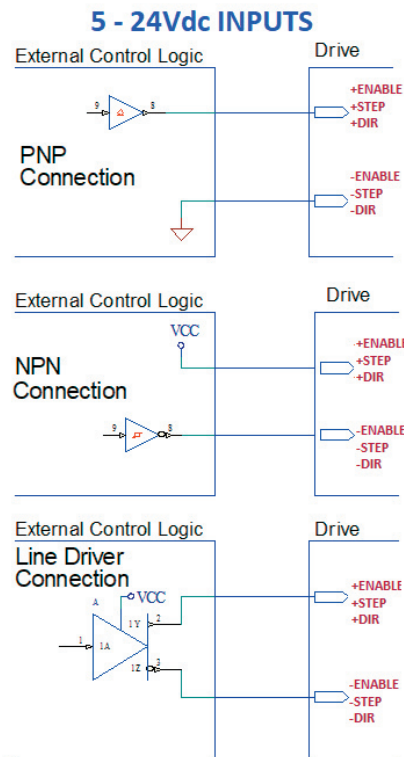


Stepping Drives

LW4D3070N2I1-00 Input/Output Wiring

Digital Input Wiring

Differential PNP, NPN, and Line Driver type.

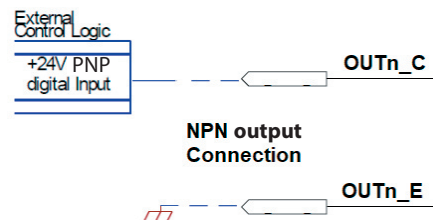
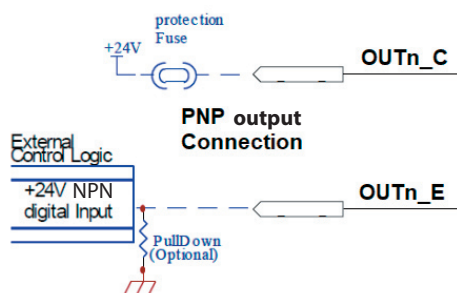


Note: EVER-PGM-1 connection to LW4D. Ensure the white and green/yellow wires are facing toward the front of the drive.



Digital Output Wiring

Digital outputs are 5–24 VDC PNP/NPN, $I_{OUT}=100\text{mA}$, $F_{MAX}=2\text{kHz}$





Stepping Drives

LW4D3070N2I1-00 Drive with Preconfigured Motors

The LW4D stepper drive can run in both closed and open loop. The rotary switch is used to select from 14 different preconfigured motors in the drive. The table on this page shows these settings.

When selection 0 through E are chosen the drive configuration cannot be changed with software, but you can still troubleshoot and monitor the drive using Ever Studio. When set to positions 0-E the drive will not operate in open loop—it must have encoder feedback. Also, for positions 0-E the drive's micro-step resolution setting is 800 steps per revolution (1/8th step) and cannot be changed in software. If you need to run in open loop, a different resolution or encoder PPR, then choose rotary selection "F". AutomationDirect recommends Line driver encoders for this purpose, but open collector encoders will also work.

The SureStep NEMA 14, 17, and 23 "E" model motors already come with the correct encoder attached and the drive is configured for the default PPR on the encoder. Do not change the default encoder setting of 400 PPR. The drive is configured to use the x4 value of 1600 and cannot be changed when the rotary switch is set to 0 through 7. The encoder that is mounted to the rear end cap is a line driver encoder (AMT112Q-V). Purchase an AMT-17C-1-xxx signal cable to connect the AMT112Q encoder to the LW4D drive.



Note: The default PPR of the AMT112Q-V premounted to the "E" model motors is set for 400 PPR. If you purchase this encoder separately it will be configured by default to 2048 PPR. AMT-PGRM-17C programming cable will be required to change this to 400 PPR.

For the SureStep NEMA 34 and 42 stepper motors there are no "E" models (motors with encoders pre-mounted). You must purchase a dual shaft "D" motor (STP-MTR-34066D, STP-MTRAC-42100D, etc.) and field mount the encoder. We suggest using AMT132Q-V line driver encoders with these motors.

- The AMT132Q-V encoder is configured by default to 2048 pulses per revolution (quadrature = x4 = 8192 counts/rev). For NEMA 34 and 42 motor settings (LW4D rotary DIP switch positions 8 - E), the LW4D is set up to use the default AMT132Q-V default PPR, so there is no need to reconfigure the AMT132Q-V for use with the LW4D.
- To wire an AMT132Q-V encoder to the LW4D drive, purchase an encoder signal cable (AMT-18C-3-xxx).
- The NEMA 42 motors also require an encoder adapter mounting kit (STP-MTRA-42ENC).

Preconfigured Motors with Ever Drives									
<i>Rotary Switch Position</i>	<i>Preconfigured Motor Part Number</i>	<i>NEMA Frame Size</i>	<i>Phase Current (A rms)</i>	<i>Holding Torque (oz-in)</i>	<i>Inertia (Kg-cm²)</i>	<i>Frame Stack Size</i>	<i>Encoder</i>	<i>Encoder Cable</i>	<i>Default PPR of Encoder (do not change)</i>
0	STP-MTRL-14026E	14	0.35	8	0.0003	Single	AMT112Q-V	AMT-17C-1-xxx	400
1	STP-MTRL-14034E	14	0.8	20	0.00035	Double			
2	STP-MTR-17040E	17	1.7	61	0.05	Single			
3	STP-MTR-17048E	17	2	83	0.07	Double			
4	STP-MTR-17060E	17	2	115	0.1	Triple			
5	STP-MTR-23055E	23	2.8	166	0.27	Single			
6	STP-MTR-23079E	23	2.8	276	0.48	Double			
7	STP-MTRH-23079E	23	5.6	286	0.48	Triple	AMT132Q-V	AMT-18C-3-xxx	2048
8	STP-MTR-34066D	34	2.8	434	1.4	Single			
9	STP-MTRH-34066D	34	6.3	434	1.4	Single			
A	STP-MTRH-34097D	34	6.3	800	2.71	Double			
B	STP-MTRH-34127D	34	6.3	1288	4.01	Triple			
C	STP-MTRAC-42100D	42	4.2	12.2 N-m	5.5	Single	AMT132Q-V and mounting kit STP-MTRA-42ENC		
D	STP-MTRAC-42151D	42	6	22 N-m	10.9	Double			
E	STP-MTRAC-42202D	42	6	31 N-m	16.9	Triple			
F	Software Configurable								



Stepping Drives

Ever Stepper Drive Accessories

Ever Stepper Drive Accessories				
Part Number	Price	Description	Drawing Links	Use With
<u>EVER-PGM-1</u>	\$89.00	Ever Motion Solutions programming cable, USB A connector to 4-pin connector, 6ft cable length. For use with Ever Motion Solutions LW4D3070N2I1-00 microstepping drive.	n/a	<u>LW4D3070N2I1-00</u>
<u>EVER-PGM-2</u>	\$89.00	Ever Motion Solutions programming cable, USB A connector to RJ11, 6ft cable length. For use with Ever Motion Solutions LW3A9030N2A1-00 microstepping drive.	n/a	<u>LW3A9030N2A1-00</u>
<u>LW4D3KIT-C0</u>	\$8.00	Ever Motion Solutions connector kit, for use with Ever Motion Solutions LW4D3070N2I1-00 microstepping drive, includes (1) drive power connector, (1) motor power connector, (1) encoder connector and (1) control signal connector.	n/a	<u>LW4D3070N2I1-00</u>
<u>LW4D3KIT-050</u>	\$60.00	Ever Motion Solutions cable kit, for use with Ever Motion Solutions LW4D3070N2I1-00 microstepping drive, includes (1) 1.6ft/0.5m power cable, (1) 1.6ft/0.5m motor extension cable, (1) 1.6ft/0.5m encoder cable and (1) control signal connector.	n/a	<u>LW4D3070N2I1-00</u>
<u>LW3D-CON-A</u>	\$10.00	Ever Motion Solutions drive/motor power connector, replacement. For use with Ever Motion Solutions LW3D3070N0A1-00 microstepping drive.	<u>PDF</u>	<u>LW3D3070N0A1-00</u>
<u>LW3D-CON-B</u>	\$18.00	Ever Motion Solutions control signal connector, replacement. For use with Ever Motion Solutions LW3D3070N0A1-00 microstepping drive.	<u>PDF</u>	<u>LW3D3070N0A1-00</u>
<u>LW3A-CON-A</u>	\$13.00	Ever Motion Solutions drive/motor power connector, replacement. For use with Ever Motion Solutions LW3A9030N2A1-00 microstepping drive.	<u>PDF</u>	<u>LW3A9030N2A1-00</u>
<u>LW3A-CON-B</u>	\$26.00	Ever Motion Solutions control signal connector, replacement. For use with Ever Motion Solutions LW3A9030N2A1-00 microstepping drive.	<u>PDF</u>	<u>LW3A9030N2A1-00</u>



EVER-PGM-1



EVER-PGM-1 connection to drive



EVER-PGM-2



LW4D3KIT-C0



LW4D3KIT-050



LW3D-CON-A



LW3D-CON-B



LW3A-CON-A



LW3A-CON-B



Stepping Drive Accessories

Ever Studio Drive Software

Ever Studio is a Windows PC software tool for the configuration of Ever's LW4D and LW3A series stepper drives. The software allows easy modification of drive parameters. Ever Studio allows more flexibility in configuring a motor than DIP switches. For example, LW3A has 6 DIP switch options for Step Angle, but Ever Studio can set the drive for many other microstep settings. Ever Studio also allows jogging/indexing of LW4D and has a built-in oscilloscope to help with tuning and debugging the LW4D.


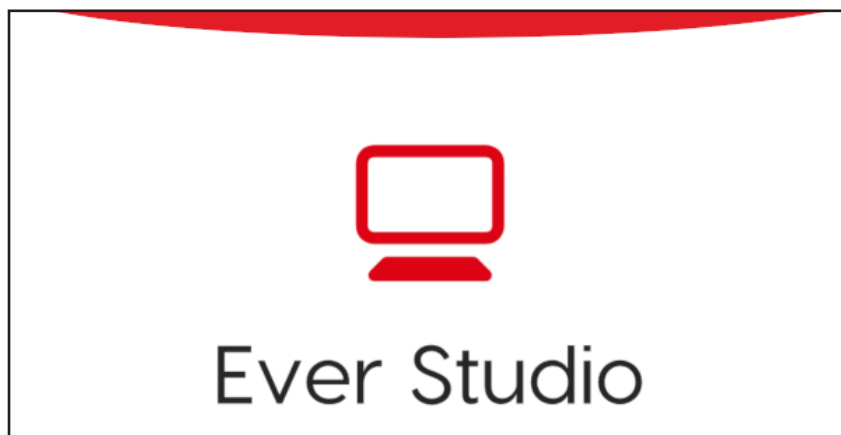
System requirements:

- CPU: Intel i3 or better
- Operating System: Windows 7/8/8.1/10/11
- Memory: 512MB over the Windows OS requirement
- Hard Disk: 50MB free space
- Communications Interface: PC's USB to the drive's serial service interface (using [EVER-PGM-1](#) or [EVER-PGM-2](#) cable)



Ever Studio

Ever Stepper Drive Software			
Part Number	Price	Description	Use With
EVER-STUDIO	Free	Ever Motion Solutions Windows configuration software, free download only. For use with Ever Motion Solutions stepper drives with service interface port. Requires PC USB port.	LW4D3070N2I1-00 LW3A9030N2A1-00



ATTENTION!!!
Correct insertion
direction of the
CN6: TAB UP.

