





SYSTEMATIC TECHNOLOGY

SILFLEX® Control Cable



Unshielded Flexible Control Cable



Shielded Flexible Control Cable



LUTZE SILFLEX® control cable from AutomationDirect is available in sizes from 20AWG to 10AWG with 3 to 41 unshielded and shielded conductors. Individual conductors are bare copper and stranded for flexibility, with black PVC/Nylon insulation and marked with numbers for easy identification. A convenient ground conductor is included in the conductor count of each cable and has insulation that is green with a yellow stripe. Shielded versions include both an overall aluminum mylar foil tape with drain wire and tinned copper braid for maximum effectiveness against external electrical noise interference. The cable's outer jacket is PVC that is resistant to sunlight, oil, and moisture penetration, making these cables suitable for wet and dry locations as well as outdoors. Although not suitable for continuous flexing applications, these cables are ideal for both stationary and flexible applications with limited mechanical stress and free movement without any tensile stress, loads or forced movements.

With multiple ratings and approvals, LUTZE SILFLEX® multi-conductor control cable has the versatility to meet a wide range of industrial applications. Given its Tray Cable Exposed Run rating, UL Type TC-ER or Power Limited Tray Cable Tray Cable, UL Type PLTC-ER, our cable can be installed between a cable tray and the utilization equipment or device without the need for metal conduit and/or armor resulting in installation and maintenance savings. With the Machine Tool Wire rating, UL Type MTW, these cables meet NFPA 79, Electrical Standard for Industrial Machinery. Other ratings and approvals include Wind Turbine Tray Cable UL Type WTTC, Class 1 Division 2 Hazardous Locations and Direct Burial.

When combined with AutomationDirect ZIPport multi-wire connectors, our flexible multi-conductor cables provide an economical way to organize and simplify control wiring in facilities and during assembly of machinery. Cut to length in 1 foot increments with a 20 foot minimum length.

Features

- 20AWG to 10AWG, 3 to 41 conductors including an equal size ground
- Unshielded and shielded constructions
- Individual conductors have black PVC/Nylon insulation and are marked with identification numbers
- Oil resistant PVC outer jacket
- Equal size green/yellow ground wire included
- Multiple ratings and approvals include Type TC-ER or PLTC-ER (eliminates need for conduit/armor), Type MTW (meets NFPA 79), WTTC, Class 1 Division 2, Direct Burial for 18AWG and larger, wet and dry location, oil resistant, sunlight resistant
- Flexibility for easy installation
- Cut to length in 1 foot increments
- Low 20 foot minimum length
- Made in the USA
- Ideal for use with ZIPport multi-wire connectors (as shown below)

Cable Use Examples*:




* Cables shown using AutomationDirect's ZIPport multi-wire connectors. See Terminal Blocks & Wiring Solutions section for further information.

20 Gauge SILFLEX® Control Cable (Unshielded)


20 Gauge SILFLEX® Control Cable Specifications (Unshielded)			
Conductor Gauge & Stranding	20AWG 10/30 bare copper, Class K	Applicable Standards	MSHA Flame Rating
Voltage Rating	300V Power Limited Tray Cable - Exposed Run (PLTC-ER)		UL 13 Standard for Power-Limited Circuit Cables
	300V Instrumentation Tray Cable - Exposed Run (ITC-ER)		UL 2250 Standard for Instrumentation Tray Cable
	600V MTW Flexing		UL 1063 - Machine Tool Wiring (MTW) UL 758 - AWM Style 20886
	1000V 80C AWM		CSA C22.2 No. 210 - CSAAWM I/II A/B Class I & II, Div. 2 336, 392, 725, 727 and Class I Zone 2 per NEC 501, 502, 505
Operating Temperature	-40°C to 90°C (-40°F to 194°F)	Approvals**	UL (E324458), CSA (91737)
Jacket Material	Flexible Gray (PVC) - sunlight & oil resistant	Sample Print Legend	WWW.LUTZE.COM PART# XXXXXXXX Silflex PLTC-ER AWGXX-XC - (UL)TYPE MTW "FLEXING" E324458 90C 600V OR PLTC-ER SUN RES OIL RES II -40C FT4 OR AMW 20886 80C 1000V - LL91737 CSAAWM I/II A/B 90C 600V FT4 - P-07- KA090006-MSHA CE ROHS CE-46 2123 MADE IN USA XXXXXX FT
Conductor Colors	Black with white numbers and green/ yellow ground		
Conductor Insulation	0.011 Inch, PVC + 0.005 Inch, NYLON		
Conductor Markings	#1-ONE", "2-TWO", "3-THREE", etc... @ 4.5 inch intervals, ICEA Method 4		
Temperature Rating	75°C (167°F) Wet, 90°C (194°F) Dry		
Min. Bend Radius	4x diameter		
Flame Rating	FT4		
Oil Resistance	Oil Res I & II		

* To obtain the most current agency approval information, see Agency Approval Checklist section on the specific part number's web page at www.AutomationDirect.com

20 Gauge SILFLEX® Control Cable (Unshielded)										
Part Number	Number of Conductors (includes ground)	AWG	Strand	Overall Conductor Insulation Thickness (Mils)	Overall Jacket Thickness (Mils)	Nominal O.D. (Inches ± 10%)	Minimum Installed Bend Radius (inches)*	Minimum Cut Length (ft)**	Approximate Weight (lb/ft)	Price per foot
										
A3082003-1	3	20	10	16	47	0.27	1.08	20	0.04	\$1.04
A3082004-1	4					0.29	1.16	20	0.05	\$1.24
A3082005-1	5					0.31	1.24	20	0.06	\$1.47
A3082007-1	7				62	0.34	1.36	20	0.07	\$1.89
A3082012-1	12					0.43	1.72	20	0.11	\$2.89
A3082025-1	25					0.67	2.68	20	0.22	\$5.75

* Installed bend radius ≥ 4x diameter

** See web store for maximum cut lengths



Please Note: Our prices on flexible control cable are closely tied to the market price for copper. This allows us to offer the best savings possible if conditions are favorable; however, it also means that our prices may increase if market conditions warrant.

18 Gauge SILFLEX® Control Cable (Unshielded)


18 Gauge SILFLEX® Control Cable Specifications (Unshielded)			
Conductor Gauge & Stranding	18AWG 16/30 bare copper, Class K	Applicable Standards	MSHA Flame Rating
Voltage Rating	600V 90C Tray Cable Exposed Run Joist Pull (TC-ER-JP)		UL 1277 - Type TC-ER
	1000 V 90C Wind Turbine Tray Cable (WTTC)		UL 2277 - Type WTTC
	600V MTW Flexing		UL 1063 - Machine Tool Wiring (MTW)
	1000V 80C AWM		UL 1690 - Data Processing Cable (DP-1)
Operating Temperature	-40°C to 90°C (-40°F to 194°F)		UL 758 - AWM Style 20886
Jacket Material	Flexible Gray (PVC) - sunlight & oil resistant		CSA C22.2 No. 210 - CSA AWM I/II A/B
Conductor Colors	Black with white numbers and green/yellow ground		Class I & II, Div. 2 336, 392, 725, 727 and Class I Zone 2 per NEC 501, 502, 505
Conductor Insulation	0.015 Inch, PVC + 0.005 Inch, NYLON		
Conductor Markings	#1-ONE", "2-TWO", "3-THREE", etc... @ 4.5 inch intervals, ICEA Method 4		Approvals**
Temperature Rating	75°C (167°F) Wet, 90°C (194°F) Dry	Sample Print Legend	WWW.LUTZE.COM PART# XXXXXXXX Silflex AWGXX-XC - - (UL) TYPE TC-ER-JP 90C 600V SUN RES DIR BUR OIL RES II OR DP-1 OR MTW "FLEXING" OR WTTC E324630 1000V 90C DRY OR DP-1 OR ITC-ER OR PLTC-ER OR c(UL) TYPE CIC PVC/N CONTROL FT4 OR AWM 20886 80C 1000V - P07-KA090006-MSHA CE ROHS CE-46 2124 MADE IN USA XXXXXX FT
Min. Bend Radius	4x diameter		
Flame Rating	FT4		
Oil Resistance	Oil Res I & II		

* To obtain the most current agency approval information, see Agency Approval Checklist section on the specific part number's web page at www.AutomationDirect.com

18 Gauge SILFLEX® Control Cable (Unshielded)										
Part Number	Number of Conductors (includes ground)	AWG	Strand	Overall Conductor Insulation Thickness (Mils)	Overall Jacket Thickness (Mils)	Nominal O.D. (Inches ±10%)	Minimum Installed Bend Radius (inches)*	Minimum Cut Length (ft)**	Approximate Weight (lb/ft)	Price per foot
A3081803-1	3	18	16	20	45	0.28	1.12	20	0.05	\$1.11
A3081804-1	4					0.31	1.24	20	0.06	\$1.34
A3081805-1	5					0.33	1.32	20	0.07	\$1.71
A3081807-1	7					0.36	1.44	20	0.09	\$2.20
A3081809-1	9					0.41	1.64	20	0.11	\$2.85
A3081812-1	12					0.46	1.84	20	0.14	\$3.53
A3081818-1	18				45	0.55	2.20	20	0.21	\$5.23
A3081825-1	25				60	0.64	2.56	20	0.25	\$7.02

* Installed bend radius ≥ 4x diameter

** See web store for maximum cut lengths



Please Note: Our prices on flexible control cable are closely tied to the market price for copper. This allows us to offer the best savings possible if conditions are favorable; however, it also means that our prices may increase if market conditions warrant.

16 Gauge SILFLEX® Control Cable (Unshielded)


16 Gauge SILFLEX® Control Cable Specifications (Unshielded)				
Conductor Gauge & Stranding	16AWG 26/30 bare copper, Class K	Applicable Standards	MSHA Flame Rating	
Voltage Rating	600V 90C Tray Cable Exposed Run Joist Pull (TC-ER-JP)		UL 1277 - Type TC-ER	
	1000 V 90C Wind Turbine Tray Cable (WTTTC)		UL 2277 - Type WTTTC	
	600V MTW Flexing		UL 1063 - Machine Tool Wiring (MTW)	
	1000V 80C AWM		UL 1690 - Data Processing Cable (DP-1)	
Operating Temperature	-40°C to 90°C (-40°F to 194°F)		UL 758 - AWM Style 20886	
Jacket Material	Flexible Gray (PVC) - sunlight & oil resistant		CSA C22.2 No. 210 - CSA AWM I/II A/B	
Conductor Colors	Black with white numbers and green/yellow ground		Approvals**	Class I & II, Div. 2 336, 392, 725, 727 and Class I Zone 2 per NEC 501, 502, 505
Conductor Insulation	0.015 Inch, PVC + 0.005 Inch, NYLON			UL (E324630)
Conductor Markings	#1-ONE", "2-TWO", "3-THREE", etc... @ 4.5 inch intervals, ICEA Method 4			Sample Print Legend
Temperature Rating	75°C (167°F) Wet, 90°C (194°F) Dry			
Min. Bend Radius	4x diameter			
Flame Rating	FT4			
Oil Resistance	Oil Res I & II			

* To obtain the most current agency approval information, see Agency Approval Checklist section on the specific part number's web page at www.AutomationDirect.com

16 Gauge SILFLEX® Control Cable (Unshielded)											
Part Number	Number of Conductors (includes ground)	AWG	Strand	Overall Conductor Insulation Thickness (Mils)	Overall Jacket Thickness (Mils)	Nominal O.D. (Inches ±10%)	Minimum Installed Bend Radius (inches)*	Minimum Cut Length (ft)**	Approximate Weight (lb/ft)	Price per foot	
A3081603-1	3	16	26	20	50	0.31	1.24	20	0.06	\$1.45	
A3081604-1	4					0.34	1.36	20	0.08	\$1.63	
A3081605-1	5					0.37	1.48	20	0.09	\$2.08	
A3081607-1	7					0.40	1.60	20	0.11	\$2.66	
A3081612-1	12				65	50	0.51	2.04	20	0.20	\$4.38
A3081618-1	18					65	0.62	2.48	20	0.28	\$6.64
A3081625-1	25					65	0.72	2.88	20	0.35	\$8.76
A3081641-1	41					85	0.91	3.64	20	0.56	\$14.77

* Installed bend radius ≥ 4x diameter

** See web store for maximum cut lengths




Please Note: Our prices on flexible control cable are closely tied to the market price for copper. This allows us to offer the best savings possible if conditions are favorable; however, it also means that our prices may increase if market conditions warrant.

14 Gauge SILFLEX® Control Cable (Unshielded)

14 Gauge SILFLEX® Control Cable Specifications (Unshielded)			
Conductor Gauge & Stranding	14AWG 41/30 bare copper, Class K	Applicable Standards	MSHA Flame Rating
Voltage Rating	600V 90C Tray Cable Exposed Run Joist Pull (TC-ER-JP)		UL 1277 - Type TC-ER
	1000 V 90C Wind Turbine Tray Cable (WTTTC)		UL 2277 - Type WTTTC
	600V MTW Flexing		UL 1063 - Machine Tool Wiring (MTW)
	1000V 80C AWM		UL 1690 - Data Processing Cable (DP-1)
Operating Temperature	-40°C to 90°C (-40°F to 194°F)		UL 758 - AWM Style 20886
Jacket Material	Flexible Gray (PVC) - sunlight & oil resistant		C22.2 NO. 230 - c(UL) Type TC
Conductor Colors	Black with white numbers and green/ yellow ground		Class I & II, Div. 2 336, 392, 725, 727 and Class I Zone 2 per NEC 501, 502, 505
Conductor Insulation	0.015 Inch, PVC + 0.005 Inch, NYLON		
Conductor Markings	#1-ONE", "2-TWO", "3-THREE", etc... @ 4.5 inch intervals, ICEA Method 4		Approvals**
Temperature Rating	75°C (167°F) Wet, 90°C (194°F) Dry	Sample Print Legend	WWW.LUTZE.COM PART# XXXXXXXX Silflex TRAY-ER AWGXX-XC - - (UL) TYPE TC-ER-JP 90C 600V THHN-THWN SUN RES DIR BUR OIL RES II OR MTW "CLASS K" OR WTTTC E324630 1000V 90C DRY OR DP-1 OR ITC-ER OR PLTC-ER OR c(UL) TYPE CIC PVC/N CONTROL FT4 OR AWM 20886 80C 10000V - P07-KA090006-MSHA CE ROHS CE-46 2124 MADE IN USA XXXXXX FT
Cold Impact	-40°C (-40°F) per UL 1277		
Min. Bend Radius	4x diameter		
Flame Rating	FT4		
Oil Resistance	Oil Res I & II		

* To obtain the most current agency approval information, see Agency Approval Checklist section on the specific part number's web page at www.AutomationDirect.com

14 Gauge SILFLEX® Control Cable (Unshielded)										
Part Number	Number of Conductors (includes ground)	AWG	Strand	Overall Conductor Insulation Thickness (Mils)	Overall Jacket Thickness (Mils)	Nominal O.D. (Inches ± 10%)	Minimum Installed Bend Radius (inches)*	Minimum Cut Length (ft)**	Approximate Weight (lb/ft)	Price per foot
										
A3081403-1	3	14	41	20	50	0.34	1.36	20	0.82	\$1.84
A3081404-1	4					0.37	1.48	20	0.11	\$2.22
A3081405-1	5					0.41	1.64	20	0.13	\$2.83
A3081425-1	25					0.81	3.24	20	0.57	\$12.78

* Installed bend radius ≥ 4x diameter

** See web store for maximum cut lengths



Please Note: Our prices on flexible control cable are closely tied to the market price for copper. This allows us to offer the best savings possible if conditions are favorable; however, it also means that our prices may increase if market conditions warrant.

12 Gauge SILFLEX® Control Cable (Unshielded)


12 Gauge SILFLEX® Control Cable Specifications (Unshielded)			
Conductor Gauge & Stranding	12AWG 65/30 bare copper, Class K	Applicable Standards	MSHA Flame Rating
Voltage Rating	600V 90C Tray Cable Exposed Run Joist Pull (TC-ER-JP)		UL 1277 - Type TC-ER
	1000 V 90C Wind Turbine Tray Cable (WTTTC)		UL 2277 - Type WTTTC
	600V MTW Flexing		UL 1063 - Machine Tool Wiring (MTW)
	1000V 80C AWM		UL 1690 - Data Processing Cable (DP-1)
Operating Temperature	-40°C to 90°C (-40°F to 194°F)		UL 758 - AWM Style 20886
Jacket Material	Flexible Gray (PVC) - sunlight & oil resistant "		C22.2 NO. 230 - c(UL) Type TC
Conductor Colors	Black with white numbers and green/ yellow ground		Class I & II, Div. 2 336, 392, 725, 727 and Class I Zone 2 per NEC 501, 502, 505
Conductor Insulation	0.015 Inch, PVC + 0.005 Inch, NYLON		
Conductor Markings	"#1-ONE", "2-TWO", "3-THREE", etc... @ 4.5 inch intervals, ICEA Method 4		Approvals**
Temperature Rating	75°C (167°F) Wet, 90°C (194°F) Dry	Sample Print Legend	WWW.LUTZE.COM PART# XXXXXXXX Silflex TRAY-ER AWGXX-XC - - (UL) TYPE TC-ER-JP 90C 600V THHN-THWN SUN RES DIR BUR OIL RES II OR MTW "CLASS K" OR WTTTC E324630 1000V 90C DRY OR DP-1 OR ITC-ER OR PLTC-ER OR c(UL) TYPE CIC PVC/N CONTROL FT4 OR AWM 20886 80C 10000V - P07-KA090006-MSHA CE ROHS CE-46 2124 MADE IN USA XXXXXX FT
Cold Impact	-40°C (-40°F) per UL 1277		
Min. Bend Radius	4x diameter		
Flame Rating	FT4		
Oil Resistance	Oil Res I & II		

* To obtain the most current agency approval information, see Agency Approval Checklist section on the specific part number's web page at www.AutomationDirect.com

12 Gauge SILFLEX® Control Cable (Unshielded)										
Part Number	Number of Conductors (includes ground)	AWG	Strand	Overall Conductor Insulation Thickness (Mils)	Overall Jacket Thickness (Mils)	Nominal O.D. (Inches ±10%)	Minimum Installed Bend Radius (inches)*	Minimum Cut Length (ft)**	Approximate Weight (lb/ft)	Price per foot
A3081204-1	4	12	65	20	50	0.43	1.72	20	0.15	\$3.19

* Installed bend radius ≥ 4x diameter

** See web store for maximum cut lengths



Please Note: Our prices on flexible control cable are closely tied to the market price for copper. This allows us to offer the best savings possible if conditions are favorable; however, it also means that our prices may increase if market conditions warrant.

10 Gauge SILFLEX® Control Cable (Unshielded)


10 Gauge SILFLEX® Control Cable Specifications (Unshielded)				
Conductor Gauge & Stranding	10 AWG 105/30 bare copper, Class K	Applicable Standards	MSHA Flame Rating	
Voltage Rating	600V 90C Tray Cable Exposed Run Joist Pull (TC-ER-JP)		UL 1277 - Type TC-ER	
	1000 V 90C Wind Turbine Tray Cable (WTTTC)		UL 2277 - Type WTTC	
	600V MTW Flexing		UL 1063 - Machine Tool Wiring (MTW)	
	1000V 80C AWM		UL 1690 - Data Processing Cable (DP-1)	
Operating Temperature	-40°C to 90°C (-40°F to 194°F)		UL 758 - AWM Style 20886	
Jacket Material	Flexible Gray (PVC) - sunlight & oil resistant		C22.2 NO. 230 - c(UL) Type TC	
Conductor Colors	Black with white numbers and green/yellow ground			
Conductor Insulation	0.015 Inch, PVC + 0.005 Inch, NYLON			
Conductor Markings	#1-ONE", "2-TWO", "3-THREE", etc... @ 4.5 inch intervals, ICEA Method 4		Approvals**	Class I & II, Div. 2 336, 392, 725, 727 and Class I Zone 2 per NEC 501, 502, 505
Temperature Rating	75°C (167°F) Wet, 90°C (194°F) Dry			
Cold Impact	-40°C (-40°F) per UL 1277			
Min. Bend Radius	4x diameter			
Flame Rating	FT4			
Oil Resistance	Oil Res I & II			
		Sample Print Legend		UL (E324630)
				WWW.LUTZE.COM PART# XXXXXXXX Silflex TRAY-ER AWGXX-XC - - (UL) TYPE TC-ER-JP 90C 600V THHN-THWN SUN RES DIR BUR OIL RES II OR MTW "CLASS K" OR WTTTC E324630 1000V 90C DRY OR DP-1 OR ITC-ER OR PLTC-ER OR c(UL) TYPE CIC PVC/N CONTROL FT4 OR AWM 20886 80C 10000V - P07-KA090006-MSHA CE ROHS CE-46 2124 MADE IN USA XXXXXX FT

* To obtain the most current agency approval information, see Agency Approval Checklist section on the specific part number's web page at www.AutomationDirect.com

10 Gauge SILFLEX® Control Cable (Unshielded)										
Part Number	Number of Conductors (includes ground)	AWG	Strand	Overall Conductor Insulation Thickness (Mils)	Overall Jacket Thickness (Mils)	Nominal O.D. (Inches ±10%)	Minimum Installed Bend Radius (inches)*	Minimum Cut Length (ft)**	Approximate Weight (lb/ft)	Price per foot
A3081004-1	4	10	105	25	50	0.50	2.00	20	0.21	\$5.05

* Installed bend radius ≥ 4x diameter

** See web store for maximum cut lengths



Please Note: Our prices on flexible control cable are closely tied to the market price for copper. This allows us to offer the best savings possible if conditions are favorable; however, it also means that our prices may increase if market conditions warrant.

20 Gauge SILFLEX® Control Cable (Shielded)

20 Gauge SILFLEX® Control Cable Specifications (Shielded)			
Conductor Gauge & Stranding	20AWG 10/30 bare copper, Class K	Applicable Standards	MSHA Flame Rating
Voltage Rating	300V Power Limited Tray Cable - Exposed Run (PLTC-ER)		UL 1277 - Type TC-ER
	300V Instrumentation Tray Cable - Exposed Run (ITC-ER)		UL 2277 - Type WTTTC
	600V MTW Flexing		UL 1063 - Machine Tool Wiring (MTW)
Operating Temperature	-40°C to 90°C (-40°F to 194°F)		UL 1690 - Data Processing Cable (DP-1)
Jacket Material	Flexible Gray (PVC) - sunlight & oil resistant "		UL 758 - AWM Style 20886
Conductor Colors	Black with white numbers and green/ yellow ground	CSA C22.2 No. 210 - CSA AWM I/II A/B	
Shield	Overall aluminized polyester foil shield 100% coverage & tinned copper braid 85% coverage with 20 AWG drain	Approvals**	Class I & II, Div. 2 336, 392, 725, 727 and Class I Zone 2 per NEC 501, 502, 505
Conductor Insulation	0.015 Inch, PVC + 0.005 Inch, NYLON		UL (E324458), CSA (91737)
Conductor Markings	"#1-ONE", "2-TWO", "3-THREE", etc... @ 4.5 inch intervals, ICEA Method 4	Sample Print Legend	WWW.LUTZE.COM PART# XXXXXXXX CONTROL PLTC-ER (C) AWGXX-XC - (UL) TYPE MTW "FLEXING" E324458 90C 600V OR PLTC-ER SUN RES OIL RES II -40C FT4 OR AMW 20886 80C 1000V - LL91737 CSA AWM I/II A/B 90C 600V FT4 - P-07-KA090006-MSHA CE ROHS CE-46 2123 MADE IN USA XXXXXX FT
Temperature Rating	75°C (167°F) Wet, 90°C (194°F) Dry		
Cold Impact	-40°C (-40°F) per UL 1277		
Min. Bend Radius	4x diameter		
Flame Rating	FT4		
Oil Resistance	Oil Res I & II		


* Per ASTM B174

** To obtain the most current agency approval information, see Agency Approval Checklist section on the specific part number's web page at www.AutomationDirect.com

20 Gauge SILFLEX® Control Cable (Shielded)										
Part Number	Number of Conductors (includes ground)	AWG	Strand	Overall Conductor Insulation Thickness (Mils)	Overall Jacket Thickness (Mils)	Nominal O.D. (Inches ± 10%)	Minimum Installed Bend Radius (inches)*	Minimum Cut Length (ft)**	Approximate Weight (lb/ft)	Price per foot
A3092003-1	3	20	10	16	47	0.26	1.12	20	0.04	\$1.84
A3092004-1	4					0.28	1.24	20	0.04	\$1.90
A3092005-1	5					0.30	1.32	20	0.05	\$1.76
A3092007-1	7					0.33	1.44	20	0.06	\$2.52
A3092012-1	12				62	0.45	1.84	20	0.11	\$3.69
A3092025-1	25					0.60	2.56	20	0.20	\$6.93

* Installed bend radius ≥ 4x diameter

** See web store for maximum cut lengths




Please Note: Our prices on flexible control cable are closely tied to the market price for copper. This allows us to offer the best savings possible if conditions are favorable; however, it also means that our prices may increase if market conditions warrant.

18 Gauge SILFLEX® Control Cable (Shielded)


18 Gauge SILFLEX® Control Cable Specifications (Shielded)			
Conductor Gauge & Stranding	18AWG 16/30 bare copper, Class K	Applicable Standards	MSHA Flame Rating
Voltage Rating	600V 90C Tray Cable Exposed Run Joist Pull (TC-ER-JP)		UL 1277 - Type TC-ER
	1000 V 90C Wind Turbine Tray Cable (WTTC)		UL 2277 - Type WTTC
	600V MTW Flexing		UL 1063 - Machine Tool Wiring (MTW)
Jacket Material	Flexible Gray (PVC) - sunlight & oil resistant		Approvals**
Conductor Colors	Black with white numbers and green/yellow ground	UL (E324630)	
Shield	Overall aluminized polyester foil shield 100% coverage & tinned copper braid 85% coverage with 20 AWG drain	Sample Print Legend	WWW.LUTZE.COM PART# XXXXXXXX Silflex (C) AWGXX-XC - - (UL) TYPE TC-ER-JP 90C 600V SUN RES DIR BUR OIL RES II OR DP-1 OR MTW "FLEXING" OR WTTC E324630 1000V 90C DRY ITC-ER OR PLTC-ER OR c(UL) TYPE CIC CONTROL PVC/N FT4 SHIELDED OR AWM 20886 80C 10000V - P07-KA090006-MSHA CE ROHS CE-46 2124 MADE IN USA XXXXXX FT
Conductor Insulation	0.015 Inch, PVC + 0.005 Inch, NYLON		
Conductor Markings	#1-ONE", "2-TWO", "3-THREE", etc... @ 4.5 inch intervals, ICEA Method 4		
Temperature Rating	75°C (167°F) Wet, 90°C (194°F) Dry		
Min. Bend Radius	6x diameter		
Flame Rating	FT4		
Oil Resistance	Oil Res I & II		

* To obtain the most current agency approval information, see Agency Approval Checklist section on the specific part number's web page at www.AutomationDirect.com

18 Gauge SILFLEX® Control Cable (Shielded)										
Part Number	Number of Conductors (includes ground)	AWG	Strand	Overall Conductor Insulation Thickness (Mils)	Overall Jacket Thickness (Mils)	Nominal O.D. (Inches ± 10%)	Minimum Installed Bend Radius (inches)*	Minimum Cut Length (ft)**	Approximate Weight (lb/ft)	Price per foot
										
A3091803-1	3	18	16	20	47	0.30	3.60	20	0.06	\$1.92
A3091804-1	4					0.33	3.96	20	0.07	\$2.22
A3091805-1	5					0.35	4.20	20	0.08	\$2.75
A3091807-1	7					0.38	4.56	20	0.10	\$3.28
A3091812-1	12					0.47	5.64	20	0.16	\$4.71
A3091825-1	25				62	0.66	7.92	20	0.31	\$8.73

* Installed bend radius ≥ 6x diameter

** See web store for maximum cut lengths



Please Note: Our prices on flexible control cable are closely tied to the market price for copper. This allows us to offer the best savings possible if conditions are favorable; however, it also means that our prices may increase if market conditions warrant.

16 Gauge SILFLEX® Control Cable (Shielded)

16 Gauge SILFLEX® Control Cable Specifications (Shielded)			
Conductor Gauge & Stranding	16AWG 26/30 bare copper, Class K	Applicable Standards	MSHA Flame Rating
Voltage Rating	600V 90C Tray Cable Exposed Run Joist Pull (TC-ER-JP)		UL 1277 - Type TC-ER
	1000 V 90C Wind Turbine Tray Cable (WTTC)		UL 2277 - Type WTTC
	600V MTW Flexing		UL 1063 - Machine Tool Wiring (MTW)
	1000V UL AWM		UL 1690 - Data Processing Cable (DP-1) UL 758 - AWM Style 20886
Operating Temperature	-40°C to 90°C (-40°F to 194°F)	Approvals**	C22.2 NO. 230 - c(UL) Type TC
Jacket Material	Flexible Gray (PVC) - sunlight & oil resistant		Class I & II, Div. 2 336, 392, 725, 727 and Class I Zone 2 per NEC 501, 502, 505
Shield	Overall aluminized polyester foil shield 100% coverage & tinned copper braid 85% coverage with 18 AWG drain	Sample Print Legend	UL (E324630)
Conductor Colors	Black with white numbers and green/yellow ground		WWW.LUTZE.COM PART# XXXXXXXX Silflex (C) AWGXX-XC - (UL) TYPE TC-ER-JP 90C 600V SUN RES DIR BUR OIL RES II OR DP-1 OR MTW "CLASS K" OR WTTC E324630 1000V 90C DRY ITC-ER OR PLTC-ER OR c(UL) TYPE C1C CONTROL PVC/N FT4 SHIELDED OR AWM 20886 80C 10000V - P07-KA090006-MSHA CE ROHS CE-46 2124 MADE IN USA XXXXXX FT
Conductor Insulation	0.015 Inch, PVC + 0.005 Inch, NYLON		
Conductor Markings	#1-ONE", "2-TWO", "3-THREE", etc... @ 4.5 inch intervals, ICEA Method 4		
Temperature Rating	75°C (167°F) Wet, 90°C (194°F) Dry		
Min. Bend Radius	6x diameter		
Flame Rating	FT4		
Oil Resistance	Oil Res I & II		

* Per ASTM B174

** To obtain the most current agency approval information, see Agency Approval Checklist section on the specific part number's web page at www.AutomationDirect.com

16 Gauge SILFLEX® Control Cable (Shielded)										
Part Number	Number of Conductors (includes ground)	AWG	Strand	Overall Conductor Insulation Thickness (Mils)	Overall Jacket Thickness (Mils)	Nominal O.D. (Inches ±10%)	Minimum Installed Bend Radius (inches)*	Minimum Cut Length (ft)**	Approximate Weight (lb/ft)	Price per foot
A3091603-1	3	16	26	20	47	0.33	3.96	20	0.08	\$2.43
A3091604-1	4					0.36	4.32	20	0.10	\$2.86
A3091605-1	5					0.39	4.68	20	0.11	\$3.04
A3091607-1	7					0.42	5.04	20	0.14	\$4.00
A3091625-1	25				76	0.75	9.00	20	0.41	\$10.88

* Installed bend radius ≥ 6x diameter

** See web store for maximum cut lengths




Please Note: Our prices on flexible control cable are closely tied to the market price for copper. This allows us to offer the best savings possible if conditions are favorable; however, it also means that our prices may increase if market conditions warrant.

14 Gauge SILFLEX® Control Cable (Shielded)

14 Gauge SILFLEX® Control Cable Specifications (Shielded)			
Conductor Gauge & Stranding	14AWG 41/30 bare copper, Class K	Applicable Standards	MSHA Flame Rating
Voltage Rating	600V 90C Tray Cable Exposed Run Joist Pull (TC-ER-JP)		UL 1277 - Type TC-ER
	1000 V 90C Wind Turbine Tray Cable (WTTTC)		UL 2277 - Type WTTTC
	600V MTW Flexing		UL 1063 - Machine Tool Wiring (MTW)
	1000V UL AWM		UL 1690 - Data Processing Cable (DP-1)
Operating Temperature	-40°C to 90°C (-40°F to 194°F)		UL 758 - AWM Style 20886
Jacket Material	Flexible Gray (PVC) - sunlight & oil resistant		C22.2 NO. 230 - c(UL) Type TC
Shield	Overall aluminized polyester foil shield 100% coverage & tinned copper braid 85% coverage with 16 AWG drain		Class I & II, Div. 2 336, 392, 725, 727 and Class I Zone 2 per NEC 501, 502, 505
			Approvals**
Conductor Colors	Black with white numbers and green/yellow ground		Sample Print Legend
Conductor Insulation	0.015 Inch, PVC + 0.005 Inch, NYLON		
Conductor Markings	#1-ONE", "2-TWO", "3-THREE", etc... @ 4.5 inch intervals, ICEA Method 4		
Temperature Rating	75°C (167°F) Wet, 90°C (194°F) Dry		
Min. Bend Radius	6x diameter		
Flame Rating	FT4		
Oil Resistance	Oil Res I & II		


* Per ASTM B174

** To obtain the most current agency approval information, see Agency Approval Checklist section on the specific part number's web page at www.AutomationDirect.com

14 Gauge SILFLEX® Control Cable (Shielded)										
Part Number	Number of Conductors (includes ground)	AWG	Strand	Overall Conductor Insulation Thickness (Mils)	Overall Jacket Thickness (Mils)	Nominal O.D. (Inches ± 10%)	Minimum Installed Bend Radius (inches)*	Minimum Cut Length (ft)**	Approximate Weight (lb/ft)	Price per foot
										
A3091403-1	3	14	41	20	47	0.36	4.32	20	0.10	\$3.40
A3091404-1	4					0.40	4.80	20	0.13	\$3.77

* Installed bend radius ≥ 6x diameter

** See web store for maximum cut lengths




Please Note: Our prices on flexible control cable are closely tied to the market price for copper. This allows us to offer the best savings possible if conditions are favorable; however, it also means that our prices may increase if market conditions warrant.

12 Gauge SILFLEX® Control Cable (Shielded)

12 Gauge SILFLEX® Control Cable Specifications (Shielded)			
Conductor Gauge & Stranding	12AWG 65/30 bare copper, Class K	Applicable Standards	MSHA Flame Rating
Voltage Rating	600V 90C Tray Cable Exposed Run Joist Pull (TC-ER-JP)		UL 1277 - Type TC-ER
	1000 V 90C Wind Turbine Tray Cable (WTTC)		UL 2277 - Type WTTC
	600V MTW Flexing		
	1000V UL AWM		UL 1063 - Machine Tool Wiring (MTW) UL 1690 - Data Processing Cable (DP-1) UL 758 - AWM Style 20886 C22.2 NO. 230 - c(UL) Type TC
Operating Temperature	-40°C to 90°C (-40°F to 194°F)	Approvals**	Class I & II, Div. 2 336, 392, 725, 727 and Class I Zone 2 per NEC 501, 502, 505
Jacket Material	Flexible Gray (PVC) - sunlight & oil resistant		UL (E324630)
Shield	Overall aluminized polyester foil shield 100% coverage & tinned copper braid 85% coverage with 14 AWG drain	Sample Print Legend	WWW.LUTZE.COM PART# XXXXXXXX Silflex (C) AWGXX-XC - - (UL) TYPE TC-ER-JP 90C 600V THHN-THWN SUN RES DIR BUR OIL RES II OR DP-1 OR MTW "CLASS K" OR WTTC E324630 1000V 90C DRY ITC-ER OR PLTC-ER OR c(UL) TYPE CIC CONTROL PVC/N FT4 SHIELDED OR AWM 20886 80C 10000V - P07-KA090006-MSHA CE ROHS CE-46 2124 MADE IN USA XXXXXX FT
Conductor Colors	Black with white numbers and green/yellow ground		
Conductor Insulation	0.015 Inch, PVC + 0.005 Inch, NYLON		
Conductor Markings	#1-ONE", "2-TWO", "3-THREE", etc... @ 4.5 inch intervals, ICEA Method 4		
Temperature Rating	75°C (167°F) Wet, 90°C (194°F) Dry		
Min. Bend Radius	6x diameter		
Flame Rating	FT4		
Oil Resistance	Oil Res I & II		


* Per ASTM B174

** To obtain the most current agency approval information, see Agency Approval Checklist section on the specific part number's web page at www.AutomationDirect.com

12 Gauge SILFLEX® Control Cable (Shielded)										
Part Number	Number of Conductors (includes ground)	AWG	Strand	Overall Conductor Insulation Thickness (Mils)	Overall Jacket Thickness (Mils)	Nominal O.D. (Inches ±10%)	Minimum Installed Bend Radius (inches)*	Minimum Cut Length (ft)**	Approximate Weight (lb/ft)	Price per foot
										
A3091204-1	4	12	65	25	47	0.44	5.28	20	0.18	\$5.43

* Installed bend radius ≥ 6x diameter

** See web store for maximum cut lengths



Please Note: Our prices on flexible control cable are closely tied to the market price for copper. This allows us to offer the best savings possible if conditions are favorable; however, it also means that our prices may increase if market conditions warrant.