



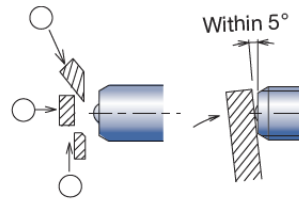
Precision Limit Switches

High Temperature: HT Series Limit Switches

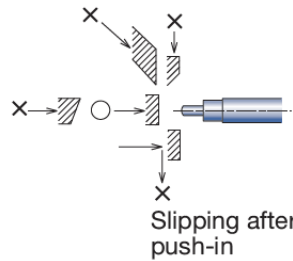
Features

- Plunger and ball plunger models
- Constructed using heat resistant parts and adhesives
- Heat resistant cable
- Operating temperature upper limit of 200°C [392°F]

High Temperature HT Series



O indicates correct target approach and orientation.
X indicates approach and orientation that should be avoided.



High Temperature Limit Switches Selection Chart									
Part Number	Price	Actuator/Head Type*	Barrel Type	Barrel Diameter/Thread	Stroke	Switching Output	Contact Force	Connection Type	Drawing Link
Straight/Precision Touch									
HT-CS067A	\$235.00	Ø2mm plunger, SR 1.5mm	Threaded	M6×0.75	2.8mm	(1) N.O.	1N	Cable 2m [6.56ft]	PDF
Indexing/Angled/Sliding Touch/Ball Plunger									
HT-BP060A	\$214.00	Ø 3mm ball plunger	Threaded	M6×1.0	0.8mm	(1) N.O.	6-13N	Cable 2m [6.56ft]	PDF
Heat Resistant Stopper Bolt									
STS060A-HT2	\$196.00	1.5mm plunger 3.4mm flat	Threaded	M6×1.0	0.7mm	(1) N.O.	1N	Cable 2m [6.56ft]	PDF
STM82A-HT2	\$192.00	Ø 3mm plunger with boot	Threaded	M10×0.75	0.3mm	(1) N.O.	1N	Cable 2m [6.56ft]	PDF

* Ø = diameter, SR = surface radius



[HT-CS067A](#)



[HT-BP060A](#)



[STS060A-HT2](#)



[STM82A-HT2](#)



Precision Limit Switches

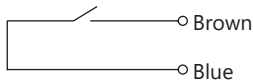
High Temperature Limit Switches Specifications				
Part Number	HT-CS067A	HT-BP060A	STS060A-HT2	STM82A-HT2
Environmental				
Degree of Protection	IP65**	IP40**	IP40**	IP65**
Temperature Range	Operating: 0 to 200°C [32 to 392°F] (Ice-free)			
Mechanical Ratings				
Enclosure Material	Stainless Steel			
Pretravel	0.3 mm (0.012 in)	0.5 mm [0.020 in] from end face	0.3 mm [0.012 in] from stopping face	Middle of stroke
Vibration	10–55 Hz total amplitude 1.5 for X, Y, Z each direction			
Shock	300 m/s² for X, Y, Z each direction			
Electrical Ratings				
Contact Life	3 million operations			
Repeat Accuracy	0.01 mm [0.00039 in] * **			
Recommended Minimum Operating Speed	50mm [1.96in]/minute			
Contact Voltage	5-24 VDC			
Steady Current Rating	10mA or less			
Max In-rush Current Rating	20mA			
Connection Type	Cable: 2m [6.56ft] heat-resistant Ø 2.8 2 cores, 24AWG		Cable: 2m [6.56ft] heat-resistant Ø 2.8 2 cores, 26AWG	
Indicating	N/A			

* At operating speed 50-200 mm [1.97-7.87 in]/minute. Operating speed slower than 10mm [0.39in]/min is not recommended.

** At normal temperature (0 to 80°C [32 to 176°F]).

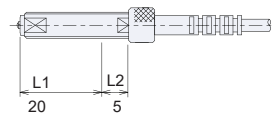
Circuit Diagrams

Normally open (N.O.)

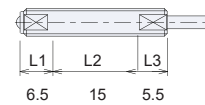


Torque Limits

Stopper Bolt



Ball Plunger



Tightening Torque for Case Screws and Nuts						
Applicable Models	L1		L2		L3	
	Length	Tightening Torque	Length	Tightening Torque	Length	Tightening Torque
HT-CS067A	6.5mm	4 N•m [2.95 lb•ft]	—	—	—	—
HT-BP060A	6.5mm	2.5 N•m [1.84 lb•ft]	15 mm	5 N•m [3.68 lb•ft]	5.5mm	5 N•m [3.68 lb•ft]
STS060A-HT2	20mm	5 N•m [3.68 lb•ft]	5mm	5 N•m [3.68 lb•ft]	—	—
STM82A-HT2	6.5mm	10 N•m [7.376 lb•ft]	—	—	—	—

Caution: Use the lower torque (i.e. torque corresponding to L1 and L3) while tightening the bolt between lengths L1 and L2 or L2 and L3 in the picture. Please make sure to use a locknut if the bolt is likely to shift in position due to the vibrational impacts.