





# KONNECT-IT® Component Family Overview

## Terminal Blocks




### Single-Level Terminal Blocks

Single-level terminal blocks can handle currents up to 175A, can accept a wide range of wiring sizes from 26 AWG to 2/0 AWG and have a 100kA SCCR rating. Single-level terminal blocks are available in a variety of colors.



### Double-Level Terminal Blocks

Double-level terminal blocks come in 20A and 30A versions and a variety of colors. Optional features include LED indications, diode and direct cross level connections and double level terminal blocks with an added grounding leg.



### Triple-Level Terminal Blocks

Triple-level terminal blocks can handle up to 24A and can accept a wide range of wiring sizes from 24 AWG to 12 AWG. Optional features include NPN and PNP sensor blocks with LED indication as well as triple level terminal blocks with an added grounding leg.




### Miniature Terminal Blocks

Available in two conductor cross section sizes, 20A and 30A capacities, and mountable on 15mm DIN rails. All Konnect-IT mini terminal block models have the same overall dimensions. Miniature grounding blocks are also available.




### Ground Terminal Blocks

Available with screw-down or snap-on clamping ground connection. These terminal blocks offer low contact resistance and corrosion-free connection points. The yellow-green color of the housing provides for easy identification.



### Fuse Holder Terminal Blocks

Fuse holder terminal blocks can be used with 5mm x 20mm glass fuses up to 6.3A. Fuses are easily installed and removed. Fuse holder terminal blocks are an ideal solution when there is a need to change fuses while the system is powered.



### Disconnect Terminal Blocks

Disconnect terminal blocks are an easy solution to enable circuits to be opened or to perform tests while the system is powered.

## Accessories



### End Brackets

End brackets prevent terminal blocks and other DIN rail mounted components and devices from sliding along the rail. They are available in configurations for 35mm and 15mm DIN rails.



### End Covers

Used to electrically and visually separate the last live open terminal in an assembly. This is a vital function since terminal blocks are supplied with one open side.



### Separators

Separators allow visual and electrical separation of terminal block groups and provide the necessary electrical spacing between adjacent insulated jumpers or between exposed ends of cut jumpers.



### Jumpers

Using screw-down technology to electrically interconnect two or more consecutive terminal blocks, jumpers can carry up to 100% of the rated terminal block current.



### Marking Tags

Provide system organization and efficient identification of the terminals and other components. They are available in blank or pre-printed configurations and fit onto the terminal blocks.



### Top Covers and Label Holders

Top covers serve as protective covers for uninsulated jumpers. They are available blank or printed with the electrical symbols. Label holders attach to end brackets or DIN rail mounts and provide for easy identification of terminal block assemblies.



### Approvals / Conformities

- UL (E179129)
- CSA C22.2
- VDE (IEC 60947-7-1/ IEC 60947-7-1)
- TSE/CE (EN 60947-1-1/ EN 60947-7-2)

Note: Terminal blocks international colors meet the requirements of 2011 NEC250.119 and 2012 NFPA 79 section 13.2



# KONNECT-IT<sup>®</sup> TERMINAL BLOCKS

# ACCESSORIES

