

# KILLARK Hazardous Location Controls FXCS Series Factory Sealed Controls Overview

## Applications, Features, Listings, and Electrical Ratings



### Applications

Factory sealed pushbutton stations, selector switches and pilot lights are used to prevent the igniting of external hazardous atmospheres by the enclosed arcing devices in such areas as:

- Hazardous locations due to the presence of flammable gases or vapors, combustible dusts or easily ignitable fibers or flyings
- Installations at petroleum refineries, chemical and petrochemical plants and other processing or storage facilities where similar hazards exist
- Use in conjunction with magnetic starters or contactors for remote control of motors

### Listings

- UL Listed; File E53360
- Class I, Div. 1 & 2, Groups C, D
- Class II, Div. 1 & 2, Groups E, F, G
- Class III
- NEMA 3, 7 (C, D) 9 (E, F, G)
- CSA Certified; File LR11714
- Class I, Zones 1 & 2, Groups IIB, IIA



### Features

- Eliminates external sealing requirements
- Lower installation cost
- NEMA 3 weatherproof
- Color coded wiring
- More wiring space for easier field installation
- Stainless steel captive screws for cover assembly
- Ground boss for grounding in the splice box
- Cast conduit hubs 1/2", 3/4" and 1" NPT either dead end or feed through standard in both single and two-gang assemblies
- Pushbutton, selector switches and pilot light bodies are copper-free aluminum
- Operating shaft in both pushbuttons and selector switches are stainless steel
- Miniature and standard size pushbuttons. (miniature 3/4" overall diameter, standard 1 3/8" overall diameter)

Factory sealed devices eliminate the need for external sealing. The difference is the use of a sealing plate between the arcing device and the junction box. The sealing plate confines ignited gases, vapors, flames, or dust to the arcing device chamber, preventing them from traveling through the conduit system. Accurately ground flanges on both sides of the sealing plate provide flame-tight joints. Factory poured seals around the wiring pigtails ensure safe sealing.

### Contact Specifications

All contacts are break before make. Replacement contacts are not available for any of our Killark hazardous duty controls.

AC Ratings				
Current	120 VAC	240 VAC	480 VAC	600 VAC
Inrush	60	30	15	12
Breaking	6	3	1.5	1.2
Carrying	10	10	10	10

DC Ratings (Max. Amps)		
Current	125 VDC	250 VDC
Inrush	0.55	0.275
Breaking	0.55	0.275
Carrying	2.50	2.5

FXCS Specifications	
<b>Dielectric Strength</b>	2.5 kV (1 minute)
<b>Electrical Endurance</b>	5 million operations at rated load
<b>Operating Frequency</b>	3,000 per hour
<b>Mechanical Endurance</b>	Momentary: 5 x 10 <sup>6</sup> Push-pull and selector: 2 x 10 <sup>6</sup>
<b>LED Consumption</b>	4-6 mA at 110 to 130 VAC/VDC
<b>Wire Leads</b>	6.5 inches, 18 AWG
<b>Operating Temperature</b>	-4 to 104°F [-20 to 40°C]
<b>Device Bodies and Covers Materials</b>	Copper-free Aluminum
<b>Cover Bolts Material</b>	1/4-20 x 1.10 inch Stainless Steel
<b>Cover Tightening</b>	After tightly attaching cover to device box, check with a 0.0015 inch feeler gauge; it should enter gap more than 1/8 inch.


# KILLARK FXB Series Factory Sealed Splice/Device Boxes for FXCS Series Cover Assemblies




**FXB-2**  
Dead End



**FXB-5**  
Feed Through



**FXB-8**  
Double Gang Dead End



**FXB-11**  
Double Gang Feed Through

## Features

### Splice Boxes

The FXB series of splice boxes are designed for use with the FXCS series cover sub-assemblies.

## Listings

- UL Listed; File E53360
- Class I, Div. 1 & 2, Groups C, D
- Class II, Div. 1 & 2, Groups E, F, G
- Class III
- NEMA 3, 7 (C, D) 9 (E, F, G)
- CSA Certified; File LR11714
- Class I, Zones 1 & 2, Groups IIB, IIA



FXB Splice/Device Box Selection and Dimensions				
Part Number	Price	Drawing Link	Description	NPT Hub Size (inches)
<a href="#"><u>FXB-1</u></a>	\$67.00	<a href="#">PDF</a>	Single gang / Dead-end	1/2
<a href="#"><u>FXB-2</u></a>	\$63.00	<a href="#">PDF</a>	Single gang / Dead-end	3/4
<a href="#"><u>FXB-3</u></a>	\$76.00	<a href="#">PDF</a>	Single gang / Dead-end	1
<a href="#"><u>FXB-4</u></a>	\$68.00	<a href="#">PDF</a>	Single gang / Feed-through	1/2
<a href="#"><u>FXB-5</u></a>	\$70.00	<a href="#">PDF</a>	Single gang / Feed-through	3/4
<a href="#"><u>FXB-6</u></a>	\$90.00	<a href="#">PDF</a>	Single gang / Feed-through	1
<a href="#"><u>FXB-7</u></a>	\$154.00	<a href="#">PDF</a>	Double gang / Dead-end	1/2
<a href="#"><u>FXB-8</u></a>	\$132.00	<a href="#">PDF</a>	Double gang / Dead-end	3/4
<a href="#"><u>FXB-9</u></a>	\$131.00	<a href="#">PDF</a>	Double gang / Dead-end	1
<a href="#"><u>FXB-10</u></a>	\$133.00	<a href="#">PDF</a>	Double gang / Feed-through	1/2
<a href="#"><u>FXB-11</u></a>	\$135.00	<a href="#">PDF</a>	Double gang / Feed-through	3/4
<a href="#"><u>FXB-12</u></a>	\$133.00	<a href="#">PDF</a>	Double gang / Feed-through	1

# KILLARK FXCS Series Factory Sealed Control Station Cover Assemblies



Single Pushbutton



Double Pushbutton



Pilot Light

## Features

These pushbutton assemblies include the cover and the pushbutton device. An FXB splice/device box is required.

## Listings

- UL Listed; File E53360
- Class I, Div. 1 & 2, Groups C, D
- Class II, Div. 1 & 2, Groups E, F, G
- Class III
- NEMA 3, 7 (C, D) 9 (E, F, G)
- CSA Certified; File LR11714
- Class I, Zones 1 & 2, Groups IIB, IIA



### FXCS Momentary Contact Single Pushbutton

Part Number (cover included)	Price	Drawing Link	Description	Diagram	Pushbutton Color	Legend Plate Marking*
<a href="#">FXCS-0B1</a>	\$294.00	<a href="#">PDF</a>	1 N.O. momentary operator		Green	"START"
<a href="#">FXCS-0B2</a>	\$294.00	<a href="#">PDF</a>	1 N.C. momentary operator		Red	"STOP"
<a href="#">FXCS-0B3</a>	\$327.00	<a href="#">PDF</a>	1 N.O. / 1 N.C. momentary operator		Black	Blank plate

### FXCS Momentary Contact Double Pushbutton

Part Number (cover included)	Price	Drawing Link	Description	Diagram	Button Color	Legend Plate Marking*
<a href="#">FXCS-0B4</a>	\$373.00	<a href="#">PDF</a>	Green operator has 1 N.O. momentary contact and red operator has 1 N.C. momentary contact		Green / Red	"START STOP"
<a href="#">FXCS-0B4U</a>	\$401.00	<a href="#">PDF</a>	Each operator has 1 N.O. and 1 N.C. momentary contact		Green / Red	"START STOP"
<a href="#">FXCS-0B5</a>	\$373.00	<a href="#">PDF</a>	Each operator has 1 N.O. momentary contact		Green / Green	"START START"
<a href="#">FXCS-0B7</a>	\$401.00	<a href="#">PDF</a>	Each operator has 1 N.O. and 1 N.C. momentary contact		Black / Black	Two blank plates

### FXCS Pilot Light

Part Number (cover included)	Price	Drawing Link	Description	Diagram	LED Voltage	Lens Color	Legend Plate Marking*
<a href="#">FXCS-0B24ALD</a>	\$495.00	<a href="#">PDF</a>	Single pilot light		110 VAC/VDC	Amber	Blank plate
<a href="#">FXCS-0B24CLD</a>	\$339.00	<a href="#">PDF</a>	Single pilot light		110 VAC/VDC	Clear	Blank plate
<a href="#">FXCS-0B24GLD</a>	\$350.00	<a href="#">PDF</a>	Single pilot light		110 VAC/VDC	Green	Blank plate
<a href="#">FXCS-0B24RLD</a>	\$339.00	<a href="#">PDF</a>	Single pilot light		110 VAC/VDC	Red	Blank plate

\* We also offer a large selection of optional legend plates. See accessories later in this section.

# KILLARK FXCS Series Factory Sealed Control Station Cover Assemblies



**Double Pilot Light**



**Pilot Light / Pushbutton**



**Pilot Light / Two Mini Pushbutton**



**Maintained Pushbutton**

## Listings

- UL Listed; File E53360
- Class I, Div. 1 & 2, Groups C, D
- Class II, Div. 1 & 2, Groups E, F, G
- Class III
- NEMA 3, 7 (C, D) 9 (E, F, G)
- CSA Certified; File LR11714
- Class I, Zones 1 & 2, Groups IIB, IIA



FXCS Double Pilot Light							
Part Number (cover included)	Price	Drawing Link	Description	Diagram	LED Voltage	Lens Colors	Legend Plate Marking*
<a href="#">FXCS-0B30ALD</a>	\$743.00	<a href="#">PDF</a>	Two pilot lights		110 VAC/VDC	Amber / Amber	Two blank plates
<a href="#">FXCS-0B30CLD</a>	\$529.00	<a href="#">PDF</a>	Two pilot lights		110 VAC/VDC	Clear / Clear	Two blank plates
<a href="#">FXCS-0B30GLD</a>	\$463.00	<a href="#">PDF</a>	Two pilot lights		110 VAC/VDC	Green / Green	Two blank plates
<a href="#">FXCS-0B30RLD</a>	\$529.00	<a href="#">PDF</a>	Two pilot lights		110 VAC/VDC	Red / Red	Two blank plates
<a href="#">FXCS-0B30RLD-GLD</a>	\$457.00	<a href="#">PDF</a>	Two pilot lights		110 VAC/VDC	Red / Green	Two blank plates

FXCS Momentary Contact Pushbutton and Pilot Light								
Part Number (cover included)	Price	Drawing Link	Description	Diagram	LED Voltage	Pushbutton Color	Lens Color	Legend Plate Marking*
<a href="#">FXCS-0B13-CD</a>	Retired	<a href="#">PDF</a>	1 N.C. momentary operator and pilot light		110 VAC/VDC	Red	Clear	Pushbutton: "STOP" Pilot light: Blank plate
<a href="#">FXCS-0B13-OD</a>	\$395.00	<a href="#">PDF</a>	1 N.O. momentary operator and pilot light		110 VAC/VDC	Green	Red	Pushbutton: "START" Pilot light: Blank plate
<a href="#">FXCS-0B13-UD</a>	\$401.00	<a href="#">PDF</a>	1 N.O. / 1 N.C. momentary operator and pilot light		110 VAC/VDC	Black	Red	Two blank plates

FXCS Two Mini Momentary Contact Pushbuttons and Pilot Light								
Part Number (cover included)	Price	Drawing Link	Description	Diagram	LED Voltage	Pushbutton Colors	Lens Color	Legend Plate Marking*
<a href="#">FXCS-0A15D</a>	\$522.00	<a href="#">PDF</a>	Mini red operator with 1 N.C. momentary contact and mini green operator with 1 N.O. momentary contact, and pilot light		110 VAC/VDC	Green Red	Red	N.O. Pushbutton: "START" N.C. Pushbutton: "STOP" Pilot light: Blank plate

FXCS Maintained Contact Push-Pull Mushroom Pushbutton						
Part Number (cover included)	Price	Drawing Link	Description	Diagram	Pushbutton Color	Legend Plate Marking*
<a href="#">FXCS-0MMG3</a>	\$720.00	<a href="#">PDF</a>	1 N.O. / 1 N.C. push-pull maintained		Green	Three 2-sided legend plates included: "START / STOP"; "EMERGENCY STOP / RESET"; Blank plate / "RESET"
<a href="#">FXCS-0MMR3</a>	\$672.00	<a href="#">PDF</a>	1 N.O. / 1 N.C. push-pull maintained		Red	Three 2-sided legend plates included: "START / STOP"; "EMERGENCY STOP / RESET"; Blank plate / "RESET"
<a href="#">FXCS-0MMK3</a>	\$720.00	<a href="#">PDF</a>	1 N.O. / 1 N.C. push-pull maintained		Black	Three 2-sided legend plates included: "START / STOP"; "EMERGENCY STOP / RESET"; Blank plate / "RESET"

\* We also offer a large selection of optional legend plates. See accessories later in this section.

# KILLARK FXCS Series Factory Sealed Control Station Cover Assemblies and Selector Switches



**Selector Switch**



**Key-Operated Selector Switch**

## Listings

- UL Listed; File E53360
- Class I, Div. 1 & 2, Groups C, D
- Class II, Div. 1 & 2, Groups E, F, G
- Class III
- NEMA 3, 7 (C, D) 9 (E, F, G)
- CSA Certified; File LR11714
- Class I, Zones 1 & 2, Groups IIB, IIA



FXCS Two-Position Maintained Contact Selector Switches									
Part Number (cover included)	Price	Drawing Link	Description	Left Position Left Contact	Left Position Right Contact	Right Position Left Contact	Right Position Right Contact	Knob Color	Legend Plate Marking*
<a href="#">FXCS-0S2A1</a>	\$402.00	<a href="#">PDF</a>	1 N.O. / 1 N.C.					Black	"OFF ON"
<a href="#">FXCS-0S2A5</a>	\$378.00	<a href="#">PDF</a>	2 N.O. / 2 N.C.					Black	"OFF ON"

FXCS Two-Position Key-Operated Maintained Contact Selector Switches									
Part Number (cover included)	Price	Drawing Link	Description	Left Position Left Contact	Left Position Right Contact	Right Position Left Contact	Right Position Right Contact	Key Removal	Legend Plate Marking*
<a href="#">FXCS-0K2A1A</a>	\$607.00	<a href="#">PDF</a>	1 N.O. / 1 N.C.					Any position	"OFF ON"
<a href="#">FXCS-0K2A5A</a>	\$641.00	<a href="#">PDF</a>	2 N.O. / 2 N.C.					Any position	"OFF ON"

FXCS Three-Position Maintained Contact Selector Switches											
Part Number (cover included)	Price	Drawing Link	Description	Left Position Left Contact	Left Position Right Contact	Center Position Left Contact	Center Position Right Contact	Right Position Left Contact	Right Position Right Contact	Knob Color	Legend Plate Marking*
<a href="#">FXCS-0S3C4</a>	\$405.00	<a href="#">PDF</a>	1 N.O. / 1 N.C.							Black	"HAND OFF AUTO"
<a href="#">FXCS-0S3C5</a>	\$387.00	<a href="#">PDF</a>	2 N.O. / 2 N.C.							Black	"HAND OFF AUTO"

FXCS Three-Position Key-Operated Maintained Contact Selector Switches											
Part Number (cover included)	Price	Drawing Link	Description	Left Position Left Contact	Left Position Right Contact	Center Position Left Contact	Center Position Right Contact	Right Position Left Contact	Right Position Right Contact	Key Removal	Legend Plate Marking*
<a href="#">FXCS-0K3C4A</a>	\$505.00	<a href="#">PDF</a>	1 N.O. / 1 N.C.							Any position	"HAND OFF AUTO"
<a href="#">FXCS-0K3C5A</a>	\$466.00	<a href="#">PDF</a>	2 N.O. / 2 N.C.							Any position	"HAND OFF AUTO"

\* We also offer a large selection of optional legend plates. See accessories later in this section.



# KILLARK FXCS Series Factory Sealed Control Station Cover Assemblies and Selector Switches - Continued



**Selector Switch**



**Key-Operated Selector Switch**

## FXCS Two-Position Spring Return Selector Switch

Part Number (cover included)	Price	Drawing Link	Description	Left Position Left Contact	Left Position Right Contact	Right Position Left Contact	Right Position Right Contact	Legend Plate Marking*
<a href="#">FXCS-0S2L3F</a>	\$477.00	<a href="#">PDF</a>	1 N.O. / 1 N.C., spring return from right					"OFF" / "ON"

## FXCS Two-Position Key-Operated Spring Return Selector Switches

Part Number (cover included)	Price	Drawing Link	Description	Left Position Left Contact	Left Position Right Contact	Right Position Left Contact	Right Position Right Contact	Key Removal	Legend Plate Marking*
<a href="#">FXCS-0K2L3F22A</a>	\$643.00	<a href="#">PDF</a>	1 N.O. / 1 N.C., spring return from right					left position only	"OFF" / "ON"

## FXCS Three-Position Spring Return Selector Switches

Part Number (cover included)	Price	Drawing Link	Description	Left Position Left Contact	Left Position Right Contact	Center Position Left Contact	Center Position Right Contact	Right Position Left Contact	Right Position Right Contact	Knob Color	Legend Plate Marking*
<a href="#">FXCS-0S3M6G</a>	\$395.00	<a href="#">PDF</a>	2 N.O., spring return to center from left or right							Black	"HAND OFF AUTO"
<a href="#">FXCS-0S3L6G</a>	\$395.00	<a href="#">PDF</a>	2 N.O., spring return to center from right, maintained in center and left							Black	"HAND OFF AUTO"
<a href="#">FXCS-0S3R6G</a>	\$395.00	<a href="#">PDF</a>	2 N.O., spring return to center from left, maintained in center and right							Black	"HAND OFF AUTO"

## FXCS Three-Position Key-Operated Spring Return Selector Switches

Part Number (cover included)	Price	Drawing Link	Description	Left Position Left Contact	Left Position Right Contact	Center Position Left Contact	Center Position Right Contact	Right Position Left Contact	Right Position Right Contact	Key Removal	Legend Plate Marking*
<a href="#">FXCS-0K3M6G32A</a>	\$578.00	<a href="#">PDF</a>	2 N.O., spring return to center from left or right							center position only	"HAND OFF AUTO"
<a href="#">FXCS-0K3L6G32A</a>	\$578.00	<a href="#">PDF</a>	2 N.O., spring return to center from right, maintained in center and left							center position only	"HAND OFF AUTO"
<a href="#">FXCS-0K3R6G32A</a>	\$559.00	<a href="#">PDF</a>	2 N.O., spring return to center from left, maintained in center and right							center position only	"HAND OFF AUTO"

\* We also offer a large selection of optional legend plates. See accessories later in this section.

# KILLARK Accessories and Replacement Parts

## Sealing Fitting

The purpose of seals in a Class I hazardous location is to minimize the passage of gases and vapors and prevent the passage of flames from one electrical installation to another through the conduit system. Consult the electrical code or your local inspector for more detailed information.



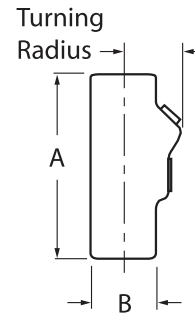
**ENY-2**  
Sealing Fitting

ENY-2 Sealing Fitting Dimensions					
Part Number	Price	Hub Size (inch)	Dimensions (in-mm)		Turning Radius*
			A	B	
<b>ENY-2</b>	\$30.50	3/4	4-1/16 (103)	2-1/16 (52)	1-9/32 (33)

\*Use Turning Radius to help determine if sealing fitting will fit properly in your installation.

### **ENY-2 Sealing Fitting**

- Suitable for vertical or horizontal installation
- Copper-free aluminum (less than 0.4 %)
- Electro-statically applied powder coating



## Sealing Compound and Packing Fiber

Ounces Required per Fitting			
Sealing Fitting	Hub Size (inch)	Sealing Compound	Packing Fiber
<b>ENY-2</b>	3/4	2 oz.	1/8 oz.

### **Sealing Compound**

SC series sealing compound is a cement used extensively for sealing conduit to prevent the spread of explosive gases.

- Non-shrinking and forms a secure seal
- Resists acids, water, oil, etc.
- UL listed when used with ENY series sealing fittings
- CE certified when used with any CSA certified sealing fitting

Sealing Compound		
Part Number	Price	Size
<b>SC-4-OZ</b>	\$12.00	4-ounce container
<b>SC-8-OZ</b>	\$12.00	8-ounce container
<b>SC-1-LB</b>	\$22.00	1-pound container



**Sealing Compound**

### **Packing Fiber**

- Made from environmentally safe, non-asbestos material
- Easy to use and forms a positive dam to hold sealing compound

Packing Fiber		
Part Number	Price	Size
<b>PF-2</b>	\$29.00	2-ounce container
<b>PF-4</b>	\$52.00	4-ounce container
<b>PF-16</b>	\$153.00	1-pound container



**Packing Fiber**

# KILLARK Accessories and Replacement Parts - Continued

## Accessories and Replacement Parts Overview

We offer an accessory blank cover, a large selection of legend plates, and replacement keys and LEDs.

Replacement contacts are not available for any of our Killark hazardous duty controls. We also do not offer replacement switches, covers, or bolts.

## Blank Cover and Replacement Key



**X-10**  
Blank Cover



**KEY-C002B**  
Replacement Key

### Blank Cover and Replacement Key

Part Number	Price	Drawing Link	Description
<b><u>X-10</u></b>	\$68.00	<a href="#">PDF</a>	Blank cover for use with splice/device boxes.
<b><u>KEY-C002B</u></b>	\$14.50	N/A	Replacement key for FXCS and XCS series key-operated selector switches.

## Replacement LED Lamps



Replacement 110 VAC/VDC LED lamps for FXCS and XCS series pilot lights.

### Replacement LED Lamps

Part Number	Price	Color	Volts AC/DC
<b><u>GOLED-A110</u></b>	\$66.00	Amber	110 VAC/VDC
<b><u>GOLED-G110</u></b>	\$66.00	Green	
<b><u>GOLED-R110</u></b>	\$66.00	Red	
<b><u>GOLED-W110</u></b>	\$66.00	White	



# KILLARK Accessories - Legend Plates

## Legend Plates

- Engraved aluminum legend plates with red fields.
- Three screws included with each legend plate
- Use with XCS and FXCS series devices



**XCSNP-HIGH-LOW**



**XCSNP-RESET**



**XCSNP-ON-OFF**

Legend Plates			
Legend	Color of Field	Part Number	Price
Blank plate	Red	<a href="#"><u>XCSNP-BLANK</u></a>	\$14.50
"CLOSE"	Red	<a href="#"><u>XCSNP-CLOSE</u></a>	\$14.50
"DOWN"	Red	<a href="#"><u>XCSNP-DOWN</u></a>	\$14.50
"EMERG STOP"	Red	<a href="#"><u>XCSNP-ESTOP</u></a>	\$14.50
"FAST"	Red	<a href="#"><u>XCSNP-FAST</u></a>	\$14.50
"FORWARD"	Red	<a href="#"><u>XCSNP-FORWARD</u></a>	\$14.50
"HIGH"	Red	<a href="#"><u>XCSNP-HIGH</u></a>	\$14.50
"IN"	Red	<a href="#"><u>XCSNP-IN</u></a>	\$14.50
"INCH"	Red	<a href="#"><u>XCSNP-INCH</u></a>	\$14.50
"JOG"	Red	<a href="#"><u>XCSNP-JOG</u></a>	\$14.50
"JOG FWD"	Red	<a href="#"><u>XCSNP-JOG-FORWARD</u></a>	\$14.50
"JOG REV"	Red	<a href="#"><u>XCSNP-JOG-REVERSE</u></a>	\$14.50
"LOW"	Red	<a href="#"><u>XCSNP-LOW</u></a>	\$14.50
"LOWER"	Red	<a href="#"><u>XCSNP-LOWER</u></a>	\$14.50
"MOTOR RUN"	Red	<a href="#"><u>XCSNP-MOTOR-RUN</u></a>	\$14.50
"MOTOR STOP"	Red	<a href="#"><u>XCSNP-MOTOR-STOP</u></a>	\$14.50
"OFF"	Red	<a href="#"><u>XCSNP-OFF</u></a>	\$14.50
"ON"	Red	<a href="#"><u>XCSNP-ON</u></a>	\$14.50
"OPEN"	Red	<a href="#"><u>XCSNP-OPEN</u></a>	\$14.50
"OUT"	Red	<a href="#"><u>XCSNP-OUT</u></a>	\$14.50
"POWER ON"	Red	<a href="#"><u>XCSNP-POWER-ON</u></a>	\$14.50
"RAISE"	Red	<a href="#"><u>XCSNP-RAISE</u></a>	\$14.50
"READY"	Red	<a href="#"><u>XCSNP-READY</u></a>	\$14.50
"RESET"	Red	<a href="#"><u>XCSNP-RESET</u></a>	\$14.50
"REVERSE"	Red	<a href="#"><u>XCSNP-REVERSE</u></a>	\$14.50
"RUN"	Red	<a href="#"><u>XCSNP-RUN</u></a>	\$14.50
"SLOW"	Red	<a href="#"><u>XCSNP-SLOW</u></a>	\$14.50
"START"	Red	<a href="#"><u>XCSNP-START</u></a>	\$14.50
"STOP"	Red	<a href="#"><u>XCSNP-STOP</u></a>	\$14.50
"TEST"	Red	<a href="#"><u>XCSNP-TEST</u></a>	\$14.50

Legend Plates			
Legend	Color of Field	Part Number	Price
"UP"	Red	<a href="#"><u>XCSNP-UP</u></a>	\$14.50
"FWD REV"	Red	<a href="#"><u>XCSNP-FWD-REV</u></a>	\$14.50
"HAND AUTO"	Red	<a href="#"><u>XCSNP-HAND-AUTO</u></a>	\$14.50
"ON OFF"	Red	<a href="#"><u>XCSNP-ON-OFF</u></a>	\$14.50
"OFF ON"	Red	<a href="#"><u>XCSNP-OFF-ON</u></a>	\$14.50
"START STOP"	Red	<a href="#"><u>XCSNP-START-STOP</u></a>	\$14.50
"UP DOWN"	Red	<a href="#"><u>XCSNP-UP-DOWN</u></a>	\$14.50
"RUN JOG"	Red	<a href="#"><u>XCSNP-RUN-JOG</u></a>	\$14.50
"JOG RUN"	Red	<a href="#"><u>XCSNP-JOG-RUN</u></a>	\$14.50
"AUTO HAND"	Red	<a href="#"><u>XCSNP-AUTO-HAND</u></a>	\$14.50
"MAN AUTO"	Red	<a href="#"><u>XCSNP-MANUAL-AUTO</u></a>	\$14.50
"OFF REMOTE"	Red	<a href="#"><u>XCSNP-OFF-REMOTE</u></a>	\$14.50
"START JOG"	Red	<a href="#"><u>XCSNP-START-JOG</u></a>	\$14.50
"HIGH LOW"	Red	<a href="#"><u>XCSNP-HIGH-LOW</u></a>	\$14.50
"OPEN CLOSE"	Red	<a href="#"><u>XCSNP-OPEN-CLOSE</u></a>	\$14.50
"RAISE LOWER"	Red	<a href="#"><u>XCSNP-RAISE-LOWER</u></a>	\$14.50
"SLOW FAST"	Red	<a href="#"><u>XCSNP-SLOW-FAST</u></a>	\$14.50
"FWD OFF REV"	Red	<a href="#"><u>XCSNP-FWD-OFF-REV</u></a>	\$14.50
"HAND OFF AUTO"	Red	<a href="#"><u>XCSNP-HAND-OFF-AUT</u></a>	\$14.50
"RUN OFF JOG"	Red	<a href="#"><u>XCSNP-RUN-OFF-JOG</u></a>	\$14.50
"REV OFF FWD"	Red	<a href="#"><u>XCSNP-REV-OFF-FWD</u></a>	\$14.50
"AUTO OFF HAND"	Red	<a href="#"><u>XCSNP-AUT-OFF-HAND</u></a>	\$14.50
"HAND OFF REMOTE"	Red	<a href="#"><u>XCSNP-HAND-OFF-REM</u></a>	\$14.50
"JOG OFF RUN"	Red	<a href="#"><u>XCSNP-JOG-OFF-RUN</u></a>	\$14.50
"STOP RUN START"	Red	<a href="#"><u>XCSNP-STP-RUN-STRT</u></a>	\$14.50
"LOCAL OFF REM"	Red	<a href="#"><u>XCSNP-LOCL-OFF-REM</u></a>	\$14.50
"LOW OFF HIGH"	Red	<a href="#"><u>XCSNP-LOW-OFF-HIGH</u></a>	\$14.50
"RAISE OFF LOWER"	Red	<a href="#"><u>XCSNP-RAS-OFF-LOWR</u></a>	\$14.50
"SLOW OFF FAST"	Red	<a href="#"><u>XCSNP-SLOW-OFF-FST</u></a>	\$14.50