



# High Flex Control Cable



AutomationDirect is pleased to offer the igus CF9 and CF10 series multi-conductor control cables for continuous flexing applications. These cables are available in sizes from 20AWG to 14AWG with 3 to 7 unshielded (CF9 series) or 4 and 5 shielded (CF10 series) conductors. Individual conductors are bare copper and stranded for flexing applications. Conductor insulation is a mechanically high-quality black TPE mixture. Individual conductors are marked with white numbers for easy identification. A convenient ground conductor is included in the conductor count of each cable and has green-yellow insulation. The cable's outer jacket is a low-adhesion pressure extruded slate gray TPE mixture that provides resistance to sunlight, oil penetration, and flame-retardant.

Unshielded Chainflex® cables have a tear strip underneath the outer jacket, but shielded Chainflex® cables have it underneath the inner jacket. With a few easy steps, the jacket can be opened like a zipper to the desired length by pulling on the special tear strip. The outer jacket/inner jacket can then be removed from conductors. This not only saves time and effort for assemblers and electricians, but also means they have no need for additional tools. Cables are designed such that the strip does not cause damage to the jacket or conductors, even after millions of motion cycles.

The igus CF9 and CF10 multi-conductor control cables are specifically designed, tested, and manufactured for continuous flexing, high mechanical load application requirements, and will provide a guaranteed service life between 5 million and 10 million cycles when operated within specified conditions\*.

## Features

- 0.5 mm<sup>2</sup> to 2.5 mm<sup>2</sup> (20AWG to 14AWG), 3 to 7 conductors, including ground
- Unshielded and shielded constructions
- 0.5 mm<sup>2</sup> (20AWG) conductors have color coded TPE insulation, larger conductors have black TPE insulation and are marked with white identification numbers
- Low adhesion pressure extruded TPE mixture outer jacket that is sunlight and oil resistant and flame retardant
- Green/yellow ground wire included
- Rated for continuous flexing applications with high mechanical load requirements
- Guaranteed service life between 5 million and 10 million cycles when operated within specified conditions
- UL Recognized type AWM (appliance wiring material)
- Cut to length in 1-foot increments
- Low 20-foot minimum length
- 3-year warranty\*
- PVC Free



- Strip cables 50% faster: The tear strip is in the outer jacket for unshielded cables and inner jacket for shielded



\* CF9 and CF10 Series Guaranteed lifetime according to guarantee conditions

Cycles	5 million	7.5 million	10 million
Temperature, from/to [°F]	R min. [factor x d]	R min. [factor x d]	R min. [factor x d]
-31/-13 (-35°C / -25°C)	6.8	7.5	8.5
-13/194 (-25°C / +90°C)	5.0	6.0	7.0
194/212 (+90°C / +100°C)	6.8	7.5	8.5



Click on the above thumbnail or go to  
<https://www.automationdirect.com/VID-WD-0016>  
 for a short introduction on our cut to length cable






# 0.5 mm<sup>2</sup> (20AWG) High Flex Control Cable CF9 Series Unshielded

0.5 mm <sup>2</sup> (20AWG) Multi-Conductor High Flex Control Cable Specifications (Unshielded)			
Conductors Gauge & Stranding	0.5 mm <sup>2</sup> (20AWG) 28/0.15 mm <sup>2</sup> bare copper	Conductor Insulation	Black TPE with green/yellow ground
Voltage Ratings	300/500V per UL	Conductor Markings	#1 white, #2 brown, #3 green, #4 yellow, #5 grey
	Tested to 2000V	Outer Jacket	Slate Gray TPE
Min. Bend Radius	e-Chain®, 5.0 x diameter	UV Resistance	Yes
	Flexible*, 4.0 x diameter	Oil Resistance	Yes
	Fixed, 3.0 x diameter	Flame Retardant	According to IEC 60332-1-2, CEI 20-35, VW-1, FT-1
Temperature Ratings	e-Chain, -31°F to +212°F (-35°C to +100°C)	Silicone-free	Yes
	Flexible*, -49°F to +212°F (-45°C to +100°C)	Approvals	UL/CSA Style 10492 and 2570, 600V, 80°C NFPA 79; Following NFPA 79-2012 chapter 12.9 EAC; Certified to no. TC RU C-DE. ME77.B.01254 CTP; Certified to no. C-DE. PB49.B.00416 Lead Free; Following 2011/65/EU (RoHS-II) CEI; Following CEI 20-35 Clean Room; According to ISO Class 1, outer jacket material complies with CF130.15.07.UL, tested by IPA According to ISO standard 14644-1 CE; Following 2014/35/EU
	Fixed, -58°F to +212°F (-50°C to +100°C)		
Max. Velocity	Unsupported, 33 ft/s (10 m/s) Gliding, 19.6 ft/s (6 m/s)		
Max. Acceleration	328.08 ft/s <sup>2</sup> (100 m/s <sup>2</sup> )		
Length of Travel	Unsupported travel distances and for gliding applications up to 328ft (400m)	Sample Print Legend	igus chainflex CF5.xx.xx xxGxx 300/500V E310776 C cRUus AWM Style 2570 VW-1 AWM I/II A/B 80+C 600V FT1 EAC / CTP CE xx/x RoHS-II conform www.igus.de
Torsion	90° rotation with 3.281 ft (1m) of cable length		

\* Per EN 60811-504 standard

e-Chain® is a trademarked flexible cable carrier by igus®. igus® cable can be used in any suitable cable carrier.

0.5 mm <sup>2</sup> (20AWG) Multi-Conductor High Flex Control Cable (Unshielded)							
Part Number	Number of Conductors (includes ground)	AWG	Strand	Maximum O.D. (Inches ±10%)	Minimum Cut Length (ft)*	Approximate Weight (lb/ft)	Price per Foot
							
<b>CF9-UL-05-03-1</b>	3	0.5 mm <sup>2</sup> (20AWG)	28	0.24	20	0.03	\$2.62
							
<b>CF9-UL-05-04-1</b>	4	0.5 mm <sup>2</sup> (20AWG)	28	0.28	20	0.04	\$3.08
							
<b>CF9-UL-05-05-1</b>	5	0.5 mm <sup>2</sup> (20AWG)	28	0.31	20	0.05	\$3.31

\* See web store for maximum cut lengths





Please Note: Our prices on Flexing Control Cable are closely tied to the market price for copper. This allows us to offer the best savings possible if conditions are favorable; however, it also means that our prices may increase if market conditions warrant.

# igus® 0.75 mm<sup>2</sup> (18AWG) High Flex Control Cable CF9 Series Unshielded

0.75 mm <sup>2</sup> (18AWG) Multi-Conductor High Flex Control Cable Specifications (Unshielded)			
<b>Conductors Gauge &amp; Stranding</b>	0.75 mm <sup>2</sup> (18AWG) 42/0.15 mm <sup>2</sup> bare copper	<b>Conductor Insulation</b>	Black TPE with green/yellow ground
<b>Voltage Ratings</b>	300/500V per UL	<b>Conductor Markings</b>	"#1-ONE", "2-TWO", "3-THREE", etc... @ 4.5 inch intervals, ICEA Method 4
	Tested to 2000V	<b>Outer Jacket</b>	Slate Gray TPE
<b>Min. Bend Radius</b>	e-Chain®, 5.0 x diameter	<b>UV Resistance</b>	Yes
	Flexible*, 4.0 x diameter	<b>Oil Resistance</b>	Yes
	Fixed, 3.0 x diameter	<b>Flame Retardant</b>	According to IEC 60332-1-2, CEI 20-35, VW-1, FT-1
<b>Temperature Ratings</b>	e-Chain, -31°F to +212°F (-35°C to +100°C)	<b>Silicone-free</b>	Yes
	Flexible*, -49°F to +212°F (-45°C to +100°C)		
	Fixed, -58°F to +212°F (-50°C to +100°C)		
<b>Max. Velocity</b>	Unsupported, 33 ft/s (10 m/s)	<b>Approvals</b>	UL/CSA Style 11113 and 2570, 600V, 80°C NFPA 79; Following NFPA 79-2012 chapter 12.9 EAC; Certified to no. TC RU C-DE. ME77.B.01254 CTP; Certified to no. C-DE. PB49.B.00416 Lead Free; Following 2011/65/EU (RoHS-II) CEI; Following CEI 20-35 Clean Room; According to ISO Class 1, outer jacket material complies with CF130.15.07.UL, tested by IPA According to ISO standard 14644-1 CE; Following 2014/35/EU
	Gliding, 19.6 ft/s (6 m/s)		
<b>Max. Acceleration</b>	328.08 ft/s <sup>2</sup> (100 m/s <sup>2</sup> )		
<b>Length of Travel</b>	Unsupported travel distances and for gliding applications up to 328ft (100m)	<b>Sample Print Legend</b>	igus chainflex CF5.xx.xx xxGxx 300/500V E310776 C cRUus AWM Style 2570 VW-1 AWM I/II A/B 80+C 600V FT1 EAC / CTP CE xx/x RoHS-II conform www.igus.de
<b>Torsion</b>	90° rotation with 3.281 ft (1m) of cable length		

\* Per EN 60811-504 standard

e-Chain® is a trademarked flexible cable carrier by igus®. igus® cable can be used in any suitable cable carrier.

0.75 mm <sup>2</sup> (18AWG) Multi-Conductor High Flex Control Cable (Unshielded)							
Part Number	Number of Conductors (includes ground)	AWG	Strand	Maximum O.D. (Inches ±10%)	Minimum Cut Length (ft) *	Approximate Weight (lb/ft)	Price per Foot
							
<b>CF9-UL-07-05-1</b>	5	0.75 mm <sup>2</sup> (18AWG)	42	0.26	20	0.06	\$4.06
							
<b>CF9-UL-07-07-1</b>	7	0.75 mm <sup>2</sup> (18AWG)	42	0.28	20	0.09	\$5.23

\* See web store for maximum cut lengths



Please Note: Our prices on Flexing Control Cable are closely tied to the market price for copper. This allows us to offer the best savings possible if conditions are favorable; however, it also means that our prices may increase if market conditions warrant.





# 1.5 mm<sup>2</sup> (16AWG) High Flex Control Cable CF9 Series Unshielded

1.5 mm <sup>2</sup> (16AWG) Multi-Conductor High Flex Control Cable Specifications (Unshielded)			
Conductors Gauge & Stranding	1.5 mm <sup>2</sup> (16AWG) 80/0.15 mm <sup>2</sup> bare copper	Conductor Insulation	Black TPE with green/yellow ground
Voltage Ratings	300/500V per UL	Conductor Markings	"#1-ONE", "2-TWO", "3-THREE", etc... @ 4.5 inch intervals, ICEA Method 4
	Tested to 2000V	Outer Jacket	Slate Gray TPE
Min. Bend Radius	e-Chain <sup>®</sup> *, 5.0 x diameter	UV Resistance	Yes
	Flexible*, 4.0 x diameter	Oil Resistance	Yes
	Fixed, 3.0 x diameter	Flame Retardant	According to IEC 60332-1-2, CEI 20-35, VW-1, FT-1
Temperature Ratings	e-Chain, -31°F to +212°F (-35°C to +100°C)	Silicone-free	Yes
	Flexible*, -49°F to +212°F (-45°C to +100°C)	Approvals	UL/CSA Style 11113 and 2570, 600V, 80°C NFPA 79; Following NFPA 79-2012 chapter 12.9 EAC; Certified to no. TC RU C-DE. ME77.B.01254 CTP; Certified to no. C-DE. PB49.B.00416 Lead Free; Following 2011/65/EU (RoHS-II) CEI; Following CEI 20-35 Clean Room; According to ISO Class 1, outer jacket material complies with CF130.15.07.UL, tested by IPA According to ISO standard 14644-1 CE; Following 2014/35/EU
	Fixed, -58°F to +212°F (-50°C to +100°C)		
Max. Velocity	Unsupported, 33 ft/s (10 m/s) Gliding, 19.6 ft/s (6 m/s)		
Max. Acceleration	328.08 ft/s <sup>2</sup> (100 m/s <sup>2</sup> )		
Length of Travel	Unsupported travel distances and for gliding applications up to 328ft (100m)	Sample Print Legend	igus chainflex CF5.xx.xx xxGxx 300/500V E310776 C cRUus AWM Style 2570 VW-1 AWM I/II A/B 80+C 600V FT1 EAC / CTP CE xx/x RoHS-II conform www.igus.de
Torsion	90° rotation with 3.281 ft (1m) of cable length		

\* Per EN 60811-504 standard

\*\* For 7 conductor cable with travel distance ≥ 5m (16.4ft) requires bending radius ≥ 17 x diameter

e-Chain<sup>®</sup> is a trademarked flexible cable carrier by igus<sup>®</sup>. igus<sup>®</sup> cable can be used in any suitable cable carrier.

1.5 mm <sup>2</sup> (16AWG) Multi-Conductor High Flex Control Cable (Unshielded)							
Part Number	Number of Conductors (includes ground)	AWG	Strand	Maximum O.D. (Inches ±10%)	Minimum Cut Length (ft)*	Approximate Weight (lb/ft)	Price per Foot
							
<b>CF9-UL-15-04-1</b>	4	1.5 mm <sup>2</sup> (16AWG)	80	0.30	20	0.08	\$5.12
							
<b>CF9-UL-15-05-1</b>	5	1.5 mm <sup>2</sup> (16AWG)	80	0.31	20	0.10	\$5.92

\* See web store for maximum cut lengths



Please Note: Our prices on Flexing Control Cable are closely tied to the market price for copper. This allows us to offer the best savings possible if conditions are favorable; however, it also means that our prices may increase if market conditions warrant.





# 2.5 mm<sup>2</sup> (14AWG) High Flex Control Cable CF9 Series Unshielded

2.5 mm <sup>2</sup> (14AWG) Multi-Conductor High Flex Control Cable Specifications (Unshielded)			
Conductors Gauge & Stranding	2.5 mm <sup>2</sup> (14AWG) 76/0.2 mm <sup>2</sup> bare copper	Conductor Insulation	Black TPE with green/yellow ground
Voltage Ratings	300/500V per UL	Conductor Markings	"#1-ONE", "2-TWO", "3-THREE", etc... @ 4.5 inch intervals, ICEA Method 4
	Tested to 2000V	Outer Jacket	Slate Gray TPE
Min. Bend Radius	e-Chain <sup>®</sup> **, 5.0 x diameter	UV Resistance	Yes
	Flexible*, 4.0 x diameter	Oil Resistance	Yes
	Fixed, 3.0 x diameter	Flame Retardant	According to IEC 60332-1-2, CEI 20-35, VW-1, FT-1
Temperature Ratings	e-Chain, -31°F to +212°F (-35°C to +100°C)	Silicone-free	Yes
	Flexible*, -49°F to +212°F (-45°C to +100°C)	Approvals	UL/CSA Style 11113 and 2570, 600V, 80°C NFPA 79; Following NFPA 79-2012 chapter 12.9 EAC; Certified to no. TC RU C-DE. ME77.B.01254 CTP; Certified to no. C-DE. PB49.B.00416 Lead Free; Following 2011/65/EU (RoHS-II) CEI; Following CEI 20-35 Clean Room; According to ISO Class 1, outer jacket material complies with CF130.15.07.UL, tested by IPA According to ISO standard 14644-1 CE; Following 2014/35/EU
	Fixed, -58°F to +212°F (-50°C to +100°C)		
Max. Velocity	Unsupported, 33 ft/s (10 m/s)	Sample Print Legend	igus chainflex CF5.xx.xx xxGxx 300/500V E310776 C cRUus AWM Style 2570 VW-1 AWM I/II A/B 80+C 600V FT1 EAC / CTP CE xx/x RoHS-II conform www.igus.de
	Gliding, 19.6 ft/s (6 m/s)		
Max. Acceleration	328.08 ft/s <sup>2</sup> (100 m/s <sup>2</sup> )		
Length of Travel	Unsupported travel distances and for gliding applications up to 328ft (100m)		
Torsion	90° rotation with 3.281 ft (1m) of cable length		

\* Per EN 60811-504 standard

\*\* For 7 conductor cable with travel distance ≥ 5m (16.4ft) requires bending radius ≥ 17 x diameter

e-Chain<sup>®</sup> is a trademarked flexible cable carrier by igus<sup>®</sup>. igus<sup>®</sup> cable can be used in any suitable cable carrier.

2.5 mm <sup>2</sup> (14AWG) Multi-Conductor High Flex Control Cable (Unshielded)							
Part Number	Number of Conductors (includes ground)	AWG	Strand	Maximum O.D. (Inches ±10%)	Minimum Cut Length (ft)**	Approximate Weight (lb/ft)	Price per Foot
							
<b>CF9-UL-25-04-1</b>	4	2.5 mm <sup>2</sup> (14AWG)	76	0.39	20	0.13	\$6.79
							
<b>CF9-UL-25-05-1</b>	5	2.5 mm <sup>2</sup> (14AWG)	76	0.51	20	0.16	\$7.63

\* For 7 conductor cable with travel distance ≥ 5m (16.4ft) requires bending radius ≥ 17 x diameter

\*\* See web store for maximum cut lengths



Please Note: Our prices on Flexing Control Cable are closely tied to the market price for copper. This allows us to offer the best savings possible if conditions are favorable; however, it also means that our prices may increase if market conditions warrant.







# 0.5 mm<sup>2</sup> (20AWG) High Flex Control Cable CF10 Series Shielded

0.5 mm <sup>2</sup> (20AWG) Multi-Conductor High Flex Control Cable Specifications (Shielded)			
<b>Conductors Gauge &amp; Stranding</b>	0.5 mm <sup>2</sup> (20AWG) 28/0.15 mm <sup>2</sup> bare copper	<b>Conductor Markings</b>	#1 white, #2 brown, #3 green, #4 yellow, #5 grey
<b>Voltage Ratings</b>	300/500V per UL	<b>Inner Jacket</b>	Tan TPE
	Tested to 2000V	<b>Outer Jacket</b>	Slate Gray TPE
<b>Min. Bend Radius</b>	e-Chain®, 5.0 x diameter	<b>UV Resistance</b>	Yes
	Flexible*, 4.0 x diameter	<b>Oil Resistance</b>	Yes
	Fixed, 3.0 x diameter	<b>Flame Retardant</b>	According to IEC 60332-1-2, CEI 20-35, VW-1, FT-1
<b>Temperature Ratings</b>	e-Chain, -31°F to +212°F (-35°C to +100°C)	<b>Silicone-free</b>	Yes
	Flexible*, -49°F to +212°F (-45°C to +100°C)		
	Fixed, -58°F to +212°F (-50°C to +100°C)		
<b>Max. Velocity</b>	Unsupported, 33 ft/s (10 m/s)	<b>Approvals</b>	UL/CSA Style 10492 and 2570, 600V, 80°C NFPA 79; Following NFPA 79-2012 chapter 12.9 EAC; Certified to no. TC RU C-DE. ME77.B.01254 CTP; Certified to no. C-DE. PB49.B.00416 Lead Free; Following 2011/65/EU (RoHS-II) CEI; Following CEI 20-35 Clean Room; According to ISO Class 2, material/cable tested by IPA According to ISO standard 14644-1 CE; Following 2014/35/EU
	Gliding, 19.6 ft/s (6 m/s)		
<b>Max. Acceleration</b>	328.08 ft/s <sup>2</sup> (100 m/s <sup>2</sup> )		
<b>Length of Travel</b>	Unsupported travel distances and for gliding applications up to 328ft (100m)	<b>Sample Print Legend</b>	igus chainflex CF6.xx.xx (xxGxx)C 300/500V E310776 C cRUus AWM Style 2570 VW-1 AWM I/II A/B 80+C 600V FT1 EAC / CTP CE xx/x RoHS-II conform www.igus.de
<b>Conductor Insulation</b>	Black TPE with green/yellow ground		

\* Per EN 60811-504 standard

e-Chain® is a trademarked flexible cable carrier by igus®. igus® cable can be used in any suitable cable carrier.

0.5 mm <sup>2</sup> (20AWG) Multi-Conductor High Flex Control Cable (Shielded)							
Part Number	Number of Conductors (includes ground)	AWG	Strand	Maximum O.D. (Inches ±10%)	Minimum Cut Length (ft)*	Approximate Weight (lb/ft)	Price per Foot
							
<b>CF10-UL-05-04-1</b>	4	0.5 mm <sup>2</sup> (20AWG)	28	0.33	20	0.07	\$5.19
							
<b>CF10-UL-05-05-1</b>	5	0.5 mm <sup>2</sup> (20AWG)	28	0.39	20	0.07	\$5.50

\* See web store for maximum cut lengths



Please Note: Our prices on Flexing Control Cable are closely tied to the market price for copper. This allows us to offer the best savings possible if conditions are favorable; however, it also means that our prices may increase if market conditions warrant.





# 0.75 mm<sup>2</sup> (18AWG) High Flex Control Cable CF10 Series Shielded

0.75mm <sup>2</sup> (18AWG) Multi-Conductor High Flex Control Cable Specifications (Shielded)			
<b>Conductors Gauge &amp; Stranding</b>	0.75 mm <sup>2</sup> (18AWG) 42/0.15 mm <sup>2</sup> bare copper	<b>Conductor Markings</b>	"#1-ONE", "2-TWO", "3-THREE", etc... @ 4.5 inch intervals, ICEA Method 4
<b>Voltage Ratings</b>	300/500V per UL	<b>Inner Jacket</b>	Tan TPE
	Tested to 2000V	<b>Outer Jacket</b>	Slate Gray TPE
<b>Min. Bend Radius</b>	e-Chain®, 5.0 x diameter	<b>UV Resistance</b>	Yes
	Flexible*, 4.0 x diameter	<b>Oil Resistance</b>	Yes
	Fixed, 3.0 x diameter	<b>Flame Retardant</b>	According to IEC 60332-1-2, CEI 20-35, VW-1, FT-1
<b>Temperature Ratings</b>	e-Chain, -31°F to +212°F (-35°C to +100°C)	<b>Silicone-free</b>	Yes
	Flexible*, -49°F to +212°F (-45°C to +100°C)	<b>Approvals</b>	UL/CSA Style 11113 and 2570, 600V, 80°C NFPA 79; Following NFPA 79-2012 chapter 12.9 EAC; Certified to no. TC RU C-DE. ME77.B.01254 CTP; Certified to no. C-DE. PB49.B.00416 Lead Free; Following 2011/65/EU (RoHS-II) CEI; Following CEI 20-35 Clean Room; According to ISO Class 2, material/cable tested by IPA According to ISO standard 14644-1 CE; Following 2014/35/EU
	Fixed, -58°F to +212°F (-50°C to +100°C)		
<b>Max. Velocity</b>	Unsupported, 33 ft/s (10 m/s)		
	Gliding, 19.6 ft/s (6 m/s)	<b>Sample Print Legend</b>	igus chainflex CF6.xx.xx (xxGxx)C 300/500V E310776 C cRUus AWM Style 2570 VW-1 AWM I/II A/B 80+C 600V FT1 EAC / CTP CE xx/x RoHS-II conform www.igus.de
<b>Max. Acceleration</b>	328.08 ft/s <sup>2</sup> (100 m/s <sup>2</sup> )		
<b>Length of Travel</b>	Unsupported travel distances and for gliding applications up to 328ft (100m)		
<b>Conductor Insulation</b>	Black PVC with green/yellow ground		

\* Per EN 60811-504 standard

e-Chain® is a trademarked flexible cable carrier by igus®. igus® cable can be used in any suitable cable carrier.

0.75mm <sup>2</sup> (18AWG) Multi-Conductor High Flex Control Cable (Shielded)							
Part Number	Number of Conductors (includes ground)	AWG	Strand	Maximum O.D. (Inches ±10%)	Minimum Cut Length (ft)*	Approximate Weight (lb/ft)	Price per Foot
							
<b>CF10-UL-07-04-1</b>	4	0.75 mm <sup>2</sup> (18AWG)	42	0.33	20	0.08	\$5.67
							
<b>CF10-UL-07-05-1</b>	5	0.75 mm <sup>2</sup> (18AWG)	42	0.41	20	0.10	\$6.41

\* See web store for maximum cut lengths



Please Note: Our prices on Flexing Control Cable are closely tied to the market price for copper. This allows us to offer the best savings possible if conditions are favorable; however, it also means that our prices may increase if market conditions warrant.





# 1.5 mm<sup>2</sup> (16AWG) High Flex Control Cable CF10 Series Shielded

1.5 mm <sup>2</sup> (16AWG) Multi-Conductor High Flex Control Cable Specifications (Shielded)			
<b>Conductors Gauge &amp; Stranding</b>	1.5 mm <sup>2</sup> (16AWG) 80/0.15 mm <sup>2</sup> bare copper	<b>Conductor Markings</b>	"#1-ONE", "2-TWO", "3-THREE", etc... @ 4.5 inch intervals, ICEA Method 4
<b>Voltage Ratings</b>	300/500V per UL	<b>Inner Jacket</b>	Tan TPE
	Tested to 2000V	<b>Outer Jacket</b>	Slate Gray TPE
<b>Min. Bend Radius</b>	e-Chain <sup>®</sup> **, 5.0 x diameter	<b>UV Resistance</b>	Yes
	Flexible*, 4.0 x diameter	<b>Oil Resistance</b>	Yes
	Fixed, 3.0 x diameter	<b>Flame Retardant</b>	According to IEC 60332-1-2, CEI 20-35, VW-1, FT-1
<b>Temperature Ratings</b>	e-Chain, -31°F to +212°F (-35°C to +100°C)	<b>Silicone-free</b>	Yes
	Flexible*, -49°F to +212°F (-45°C to +100°C)	<b>Approvals</b>	UL/CSA Style 11113 and 2570, 600V, 80°C NFPA 79; Following NFPA 79-2012 chapter 12.9 EAC; Certified to no. TC RU C-DE. ME77.B.01254 CTP; Certified to no. C-DE. PB49.B.00416 Lead Free; Following 2011/65/EU (RoHS-II) CEI; Following CEI 20-35 Clean Room; According to ISO Class 2, material/cable tested by IPA According to ISO standard 14644-1 CE; Following 2014/35/EU
	Fixed, -58°F to +212°F (-50°C to +100°C)		
<b>Max. Velocity</b>	Unsupported, 33 ft/s (10 m/s) Gliding, 19.6 ft/s (6 m/s)		
<b>Max. Acceleration</b>	328.08 ft/s <sup>2</sup> (100 m/s <sup>2</sup> )	<b>Sample Print Legend</b>	igus chainflex CF6.xx.xx (xxGxx)C 300/500V E310776 C cRUus AWM Style 2570 VW-1 AWM I/II A/B 80+C 600V FT1 EAC / CTP CE xx/x RoHS-II conform www.igus.de
<b>Length of Travel</b>	Unsupported travel distances and for gliding applications up to 328ft (100m)		
<b>Conductor Insulation</b>	Black PVC with green/yellow ground		

\* Per EN 60811-504 standard

\*\* For 7 conductor cable with travel distance ≥ 5m (16.4ft) requires bending radius ≥ 17 x diameter

e-Chain<sup>®</sup> is a trademarked flexible cable carrier by igus<sup>®</sup>. igus<sup>®</sup> cable can be used in any suitable cable carrier.

1.5 mm <sup>2</sup> (16AWG) Multi-Conductor High Flex Control Cable (Shielded)							
Part Number	Number of Conductors (includes ground)	AWG	Strand	Maximum O.D. (Inches ±10%)	Minimum Cut Length (ft)**	Approximate Weight (lb/ft)	Price per Foot
							
<b>CF10-UL-15-04-1</b>	4	1.5 mm <sup>2</sup> (16AWG)	80	0.37	20	0.13	\$7.70
							
<b>CF10-UL-15-05-1</b>	5	1.5 mm <sup>2</sup> (16AWG)	80	0.51	20	0.15	\$8.81

\* For 7 conductor cable with travel distance ≥ 5m (16.4ft) requires bending radius ≥ 17 x diameter

\*\* See web store for maximum cut lengths



Please Note: Our prices on Flexing Control Cable are closely tied to the market price for copper. This allows us to offer the best savings possible if conditions are favorable; however, it also means that our prices may increase if market conditions warrant.