

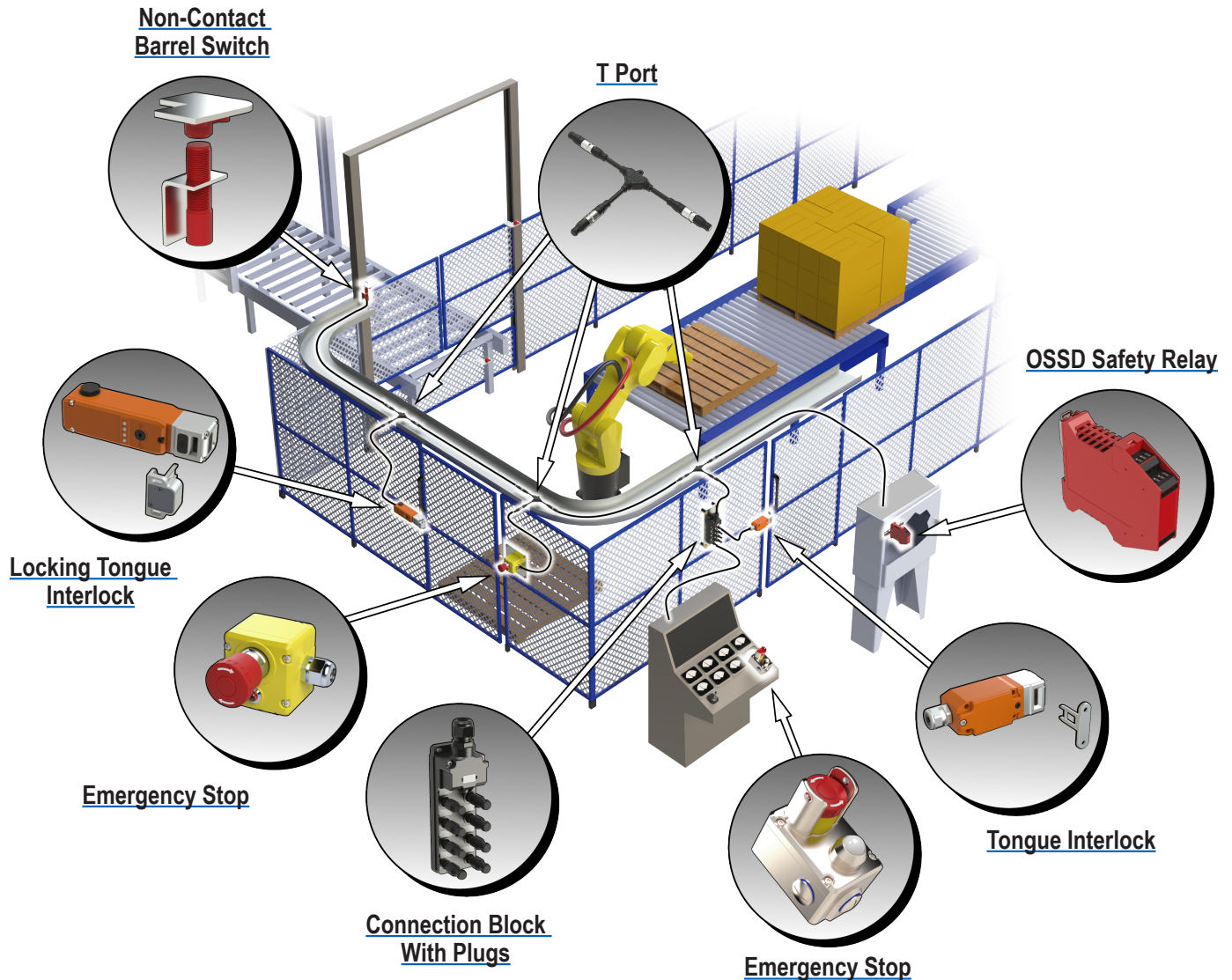


IDEM Z-Range Safety Switches

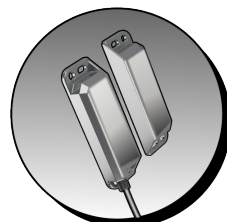
IDEM's Z-Range of products have one set of dual OSSD outputs and one set of dual OSSD inputs. This enables the devices to be wired in series, reducing cost and time associated with wiring back to the panel. Up to 30 Z-Range devices can be connected to one safety relay. These safety switches feature self monitoring OSSD outputs to achieve CAT 4 PLe, according to ISO 13849-1, and SIL3, according to IEC 62061, even when connected in a series.

Components in the Z-Range consists of non contact switches, hinge switches, emergency stop control stations, solenoid locking RFID tongue interlocks, and non-locking tongue interlocks, along with t-port cables, connection blocks and accessories.

Z-Range Safety Switch Installation Example



Set-ups similar to the one illustrated here may also include these other Z-Range safety components:



Non-Contact Rectangular Switch




Hinge Switch



Cable Pull

IDEM M12 Connection Box For Use With Z-Range Switches



Features

- When combined with the T-port, allows you to connect up to 30 Z-Range devices in series to a single safety controller
- Configured for dual channel to a safety controller
- Shorting plugs must be inserted into all unused ports
- M20 conduit exit; M20 cable gland accepts cable OD 6.5-12.0 mm [0.26-0.47 in]

IDEM M12 Connection Box For Use With Z-Range Switches Selection Chart							
Part Number	Price	Description	Ports	Input Connections	Output Connection	Indicators	Drawing
<u>140210-Z</u>	\$262.00	IDEM junction block for use with IDEM Z-Range switches only	8	8-pin M12 sockets	Cable clamp for field-wired connection	24VDC LED	<u>PDF</u>
<u>140205</u>	\$22.00	Shorting plug, 8 pole, for use with IDEM Z-Range connection blocks	-	-	-	-	<u>PDF</u>
<u>140204</u>	\$41.00	T-port for use with Z-Range safety switches	-	2 8-pole M12 axial male	1 8-pole M12 axial female	-	<u>PDF</u>

NOTE: The appropriate shorting plug must be inserted into all unused ports.



[140210-Z](#)



[140204](#)



[140205](#)

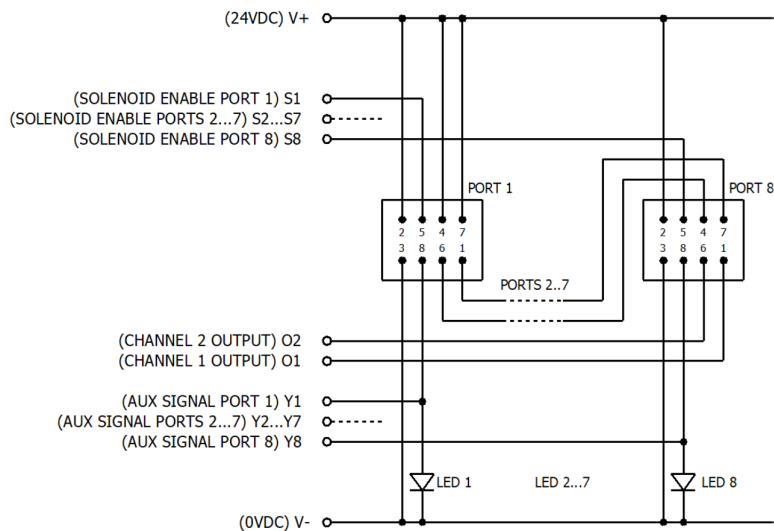
IDEM Connection Box For Use With Z-Range Switches



IDEM M12 Connection Box For Use With Z-Range Switches Specifications

Port Connection Type	8-pin M12 female sockets (qty 8)
Operating Temperature	-20 to +40°C [-4 to +104°F]
Supply Voltage	24VDC ±10%
Maximum Current	500mA (each port) if solenoid feed is used
Body Material	Polyester
Internal Terminals	Spring-type clamp for 22-30 AWG conductors
Cable Exit	M20 x 1.5 mm cable gland (M20 cable gland accepts cable OD 6.5 mm to 12.0 mm [0.26 in to 0.47 in])
Mounting	2xM4 bolts, 4.6 mm [0.18 in] diameter clearance holes
Accessory	Shorting plug for unused ports
LEDs (1-8)	Red, auxiliary indication of switch open

Connections (140210-Z) for Z-Range Switches Only



Output Terminal Connections

Terminal	Output	Indication	LED Status
Y1	Auxiliary out +24VDC	Switch 1 open	LED 1 on
Y2	Auxiliary out +24VDC	Switch 2 open	LED 2 on
Y3	Auxiliary out +24VDC	Switch 3 open	LED 3 on
Y4	Auxiliary out +24VDC	Switch 4 open	LED 4 on
Y5	Auxiliary out +24VDC	Switch 5 open	LED 5 on
Y6	Auxiliary out +24VDC	Switch 6 open	LED 6 on
Y7	Auxiliary out +24VDC	Switch 7 open	LED 7 on
Y8	Auxiliary out +24VDC	Switch 8 open	LED 8 on
V+	Supply +24VDC		
V-	Supply 0VDC		
S1	Solenoid energize (apply +24VDC (if used))	Port 1	
S2	Solenoid energize (apply +24VDC (if used))	Port 2	
S3	Solenoid energize (apply +24VDC (if used))	Port 3	
S4	Solenoid energize (apply +24VDC (if used))	Port 4	
S5	Solenoid energize (apply +24VDC (if used))	Port 5	
S6	Solenoid energize (apply +24VDC (if used))	Port 6	
S7	Solenoid energize (apply +24VDC (if used))	Port 7	
S8	Solenoid energize (apply +24VDC (if used))	Port 8	
O1	Safety output channel 1		
O2	Safety output channel 2		

IDEM Cables



Connection Cables

IDEM connection cables are sold as a complete cable that is not meant to be cut into, so the manufacturer doesn't guarantee the internal wire colors will always be the same. It will always be pin 1 to pin 1, pin 2 to pin 2, etc., but the internal colors might change.

Only the pigtail cables have fixed wire colors.



140201

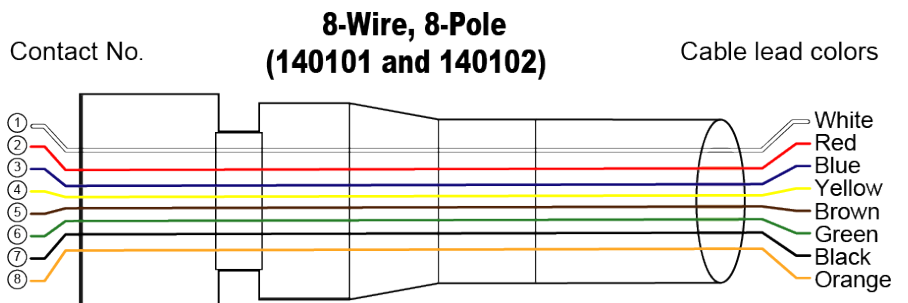
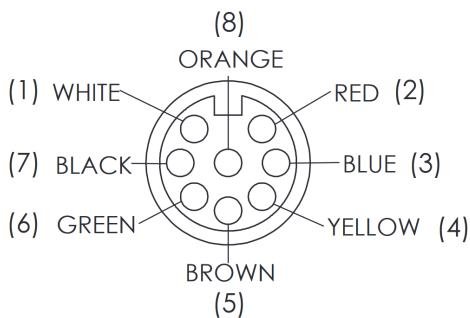
IDEM Connection Cables Selection Chart					
Part Number	Price	Description	Connection	Length	Cable Jacket
140201	\$41.00	Connection cable	8-pin M12 axial female to 8-pin M12 axial male	2m [6.56 ft]	Black PVC
140202	\$51.00	Connection cable	8-pin M12 axial female to 8-pin M12 axial male	5m [16.40 ft]	Black PVC
140203	\$62.00	Connection cable	8-pin M12 axial female to 8-pin M12 axial male	10m [32.81 ft]	Black PVC

Female Quick Disconnect Lead			
Part Number	Price	Description	Exit Type/Cable Length
140101	\$59.00	8-pin M12 female quick disconnect	Pigtail, 5m [16.4 ft]
140102	\$88.00		Pigtail, 10m [32.8 ft]



140101

CONNECTION DETAIL (VIEW X)



NOTE: Only the pigtail cables have fixed wire colors.


IDEM Connection Cables General Specifications	
Temperature Rating	105°C [221°F]
Core	22 strands of 0.12 mm bare copper
Inner insulation (Core) Diameter	1.35 (±0.1) mm
Outer Sheath (Jacket) Color	Black (printed)
Outer Insulation	PVC
Inner Insulation	PVC
Number of cores	8 cores (24AWG) UL style 2517
Rated Voltage/Current	250V / 3A

IDEM Z-Range Safety Switches Electrical Connections

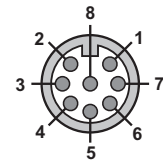


Wiring

IDEM Quick Disconnect Leads Color Coding



Connection Colors

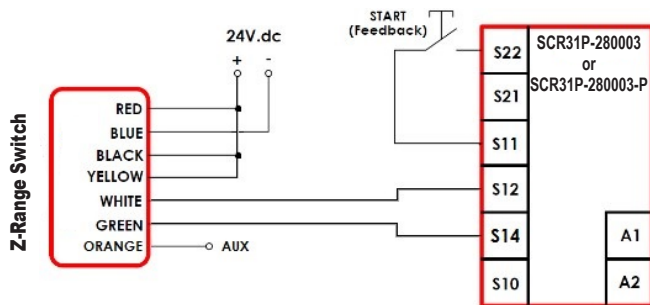


Pin View from Switch
M12 Male

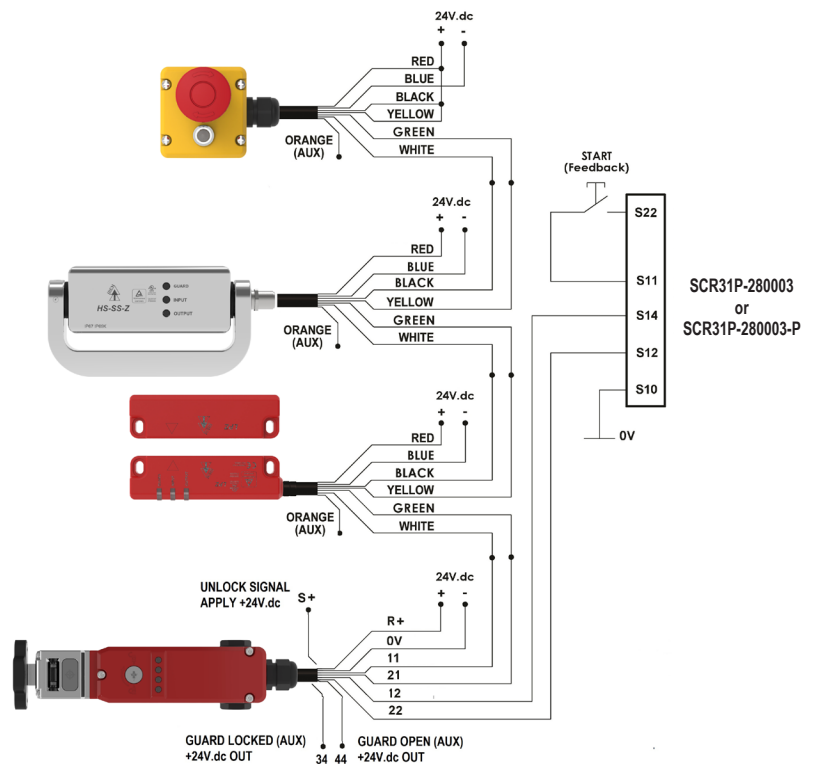
Coded Magnetic Switches Electrical Connections			
Quick Disconnect Connector Pin Out	IDEM Quick Disconnect Leads Color Coding	Terminal	Switch Circuit
2	Red	R+	Supply +24 VDC
3	Blue	0V	Supply 0VDC
7	Black	11	Safety Input 1
1	White	12	Safety Output 1
4	Yellow	21	Safety Input 2
6	Green	22	Safety Output 2
8	Orange	44	Guard open signal +24VDC out
N/A	-	34	Guard unlocked signal +24VDC out
5	Brown	Not used	Not used

NOTE: Safety outputs 1 and 2 are OSSD signals
Safety inputs 1 and 2 are 24VDC if not in series or OSSD inputs if in series

Single Switch to SCR31P-280003 or SCR31P-280003-P



Multiple Switches to SCR31P-280003 or SCR31P-280003-P



Safety Products



Warning: Safety products sold by AutomationDirect are Safety components only. The purchaser/installer is solely responsible for the application of these components and ensuring all necessary steps have been taken to assure each application and use meets all performance and applicable safety requirements and/or local, national and/or international safety codes as required by the application. AutomationDirect cannot certify that our products, used solely or in conjunction with other AutomationDirect or other vendors' products, will assure safety for any application. Any person using or applying any products sold by AutomationDirect is responsible for learning the safety requirements for their individual application and applying them, and therefore assumes all risks, and accepts full and complete responsibility, for the selection and suitability of the product for their respective application.

AutomationDirect does not provide design or consulting services, and cannot advise whether any specific application or use of our products would ensure compliance with the safety requirements for any application.