


IDEM KM/KM-SS Interlock Safety Switches

KM/KM-SS Series Housing

- Tongue (key) interlock operated
- 90 degree adjustable head
- 8 actuator entry positions
- One 1/2 in. NPT female conduit opening
- Force guided NC contacts 

- 30 mm mounting profile
- Aluminum and 316 stainless steel options available
- Includes one tamper-proof T20 Torx bit
- Purchase actuating key separately. (See accessories)

See electrical specifications later in this section.



IDEM KM /KM-SS Interlock Safety Switches							
Part Number	Price	Body Material	Head Material	Weight (lbs)	Actuator Travel / Force for Positive Opening	Contact Configuration	Dimensions
KM-203002	\$80.00	Die-cast aluminum	Die-cast aluminum	0.92	6mm/12N	1 N.O., 2 N.C. Slow action	Figure 1
KM-203008	\$95.00	Die-cast aluminum	Die-cast aluminum	0.92	6mm/12N	1 N.O., 3 N.C. Slow action	Figure 1
KM-203011	\$95.00	Die-cast aluminum	Die-cast aluminum	0.92	6mm/12N	2 N.O., 2 N.C. Slow action	Figure 1
KM-203002-SS	\$102.00	Die-cast aluminum	316 stainless steel	1.1	6mm/12N	1 N.O., 2 N.C. Slow action	Figure 2
KM-203011-SS	\$116.00	Die-cast aluminum	316 stainless steel	1.1	6mm/12N	2 N.O., 2 N.C. Slow action	Figure 2
KM-SS-204002	\$156.00	316 stainless steel	316 stainless steel	1.4	6mm/12N	1 N.O., 2 N.C. Slow action	Figure 2
KM-SS-204011	\$169.00	316 stainless steel	316 stainless steel	1.4	6mm/12N	2 N.O., 2 N.C. Slow action	Figure 2

Dimensions

mm [in]

Figure 1

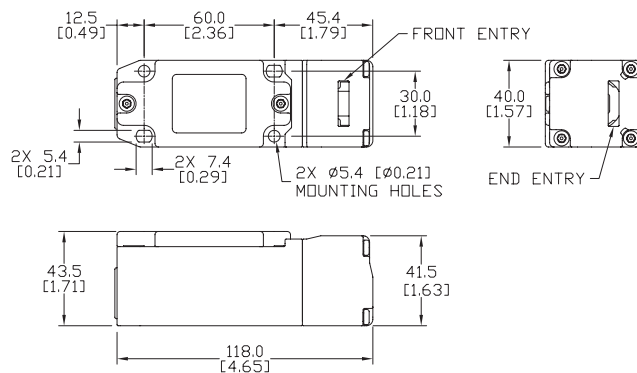
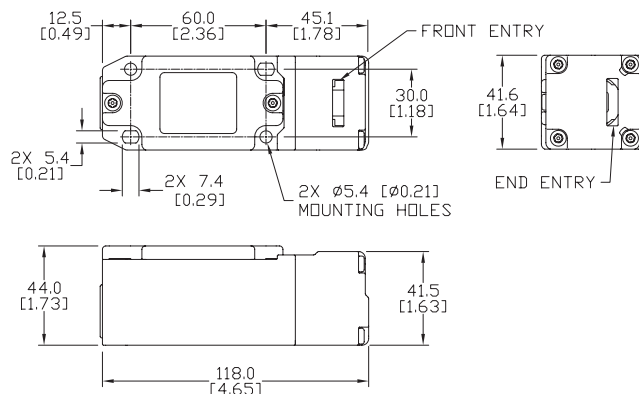


Figure 2




IDEM Interlock Safety Accessories



Actuator Keys For Use With KP/K15 and K-SS/KM/KM-SS

- All keys are 316 stainless steel
- Flexible key options available



IDEM Interlock Safety Switch Actuator Tongue (Keys)							
Part Number	Price	Description	Use With		Minimum Entry Radius (mm [in])	Weight (lb [g])	Drawings
			KP/K-15	K-SS/KM/KM-SS			
140106	\$9.75	40mm mounting hole spacing, 90° stainless steel key/mounting tab	✓*		175mm [6.89]	0.07 [31.8]	PDF
140107	\$9.75	40mm mounting hole spacing, 90° stainless steel key/mounting tab	✓**	✓	175mm [6.89]	0.07 [31.8]	PDF
140108	\$9.75	20mm mounting hole spacing, straight stainless steel key with plastic stop	✓	✓	175mm [6.89]	0.07 [31.8]	PDF
140109	\$18.00	40mm mounting hole spacing, stainless steel key with polyester flexible mounting tab	✓	✓	100mm [3.94]	0.10 [45.4]	PDF
140110	\$35.50	40mm mounting hole spacing, stainless steel key with black painted aluminum flexible mounting tab	✓	✓	100mm [3.94]	0.16 [72.6]	PDF
140111	\$71.00	40mm mounting hole spacing, stainless steel key with mirror polished stainless steel flexible mounting tab	✓	✓	100mm [3.94]	0.22 [99.8]	PDF
140130	\$49.00	IDEM lockout actuator, stainless steel, for use with IDEM tongue (key) switches	✓	✓	NA	0.10 [45.4]	PDF

* For KP and K-15 series with plastic heads

** For KP and K-15 series with stainless steel heads

IDEM Interlock Safety Accessories



Accessories

- Gate bolt kits provide a sliding latch and lockout for swinging or sliding doors
- Comes with handle and flat actuator
- Sliding action prevents accidental closure
- Requires four M5 x 45mm mounting hardware (not included)
- Gate bolt kit materials: ABS plastic handle; mild steel yellow plate; aluminum black base; mild steel plated bar (inserts into guide); stainless steel guide and key



GBA-1-210003



GBA-1-210004



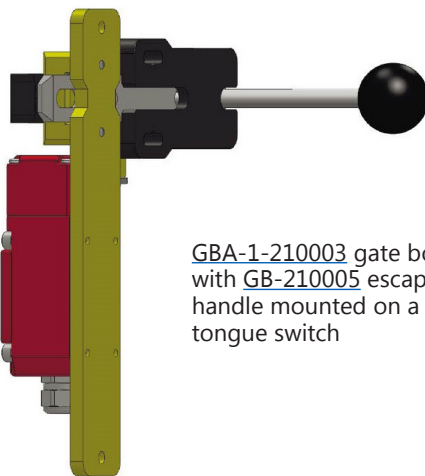
GB-210005



GB-210006

IDEM Interlock Safety Switch Accessories						
Part Number	Price	Description	Use with:		Weight (lb [g])	Drawings
			KM	GBA-1		
GBA-1-210003	\$125.00	IDEM gate bolt, left hand version, for use with KM series safety switches. Includes actuating tongue (key).	✓		3.7 [1678]	PDF
GBA-1-210004	\$125.00	IDEM gate bolt, right hand version, for use with KM series safety switches. Includes actuating tongue (key).	✓		3.7 [1678]	PDF
GB-210005	\$16.00	IDEM rear escape handle, for use with GBA-1 and GBL-1 series gate bolts		✓	0.1 [45]	PDF
GB-210006	\$16.00	IDEM spring loaded catch, for use with GBA-1 and GBL-1 series gate bolts		✓	0.08 [36]	PDF

Assembly Example



[GBA-1-210003](#) gate bolt with [GB-210005](#) escape handle mounted on a KM tongue switch

IDEM Interlock Safety Switches Specifications



Specifications							
	IDIS	INCH/MK1	HC	KM	KP/K-SS	K-15	GLx
Safety Classification and Reliability Data							
Switching Reliability (B10_d)	2.5 x 10 ⁶ operations at 100mA load						1.5 x 10 ⁶ operations at 100mA load
ISO 13849-1	Up to PLe depending upon system architecture						
EN 62061	Up to SIL3 depending upon system architecture						
Safety Data - Annual Usage	8 cycles per hour / 24 hours per day / 365 days						
Agency Approvals	cULus (E258676), CE						cULus (E258676), CE, TUV
Electrical and General Specifications							
Conductor Sizes	16-12 AWG (1.5 to 2.5 mm ²)						
Utilization Category	AC15, A300, 3A						
Thermal Current	10A						
Short Circuit Overload Protection	External 10A Fast Acting recommended						
Rated Insulation Voltage	600VAC			500VAC			
Contact Terminals	Stainless steel (Snap action plated brass); Max conductor 1.5 m ² (IDIS), 2.5 m ² (KM, K/K-15); 1 N•m [0.74 lb•ft] torque						
Maximum Switching Current	2.5A @24 VDC 6A @ 120VAC, 3A @ 240VDC (720VA Break)						
Maximum Approach/Withdrawal Speed	600mm/s [23.6 in/s]						NA
Enclosure Protection	IP67 (IP69K on all models with both stainless steel head and body)						
Operating Temperature	-25°C to 80°C [-13°F to 176°F]						
Vibration	IEC 68-2-6, 10Hz to 55Hz + 1Hz						10Hz to 500Hz 0.35 mm [0.014 in]
Lid Screws/Torque	Plated brass 1 N•m [0.74 lb•ft]	Stainless steel T20 Torx 1 N•m [0.74 lb•ft]	Stainless steel 1 N•m [0.74 lb•ft]				Stainless steel T20 Torx 1.5 N•m [1.11 lb•ft]
Recommended Mounting Screws/Torque	M4 1.5 N•m [1.11 lb•ft]	M5 4N•m [2.95 lb•ft]	M4 1.5 N•m [1.11 lb•ft]		M5 4N•m [2.95 lb•ft]		
Head Screws/Torque	Stainless steel, except snap (plated brass) 1 N•m [0.74 lb•ft]	Stainless steel T20 Torx 1 N•m [0.74 lb•ft]	Stainless steel; 1 N•m [0.74 lb•ft]				

Safety Products



Warning: Safety products sold by AutomationDirect are Safety components only. The purchaser/installer is solely responsible for the application of these components and ensuring all necessary steps have been taken to assure each application and use meets all performance and applicable safety requirements and/or local, national and/or international safety codes as required by the application. AutomationDirect cannot certify that our products, used solely or in conjunction with other AutomationDirect or other vendors' products, will assure safety for any application. Any person using or applying any products sold by AutomationDirect is responsible for learning the safety requirements for their individual application and applying them, and therefore assumes all risks, and accepts full and complete responsibility, for the selection and suitability of the product for their respective application.

AutomationDirect does not provide design or consulting services, and cannot advise whether any specific application or use of our products would ensure compliance with the safety requirements for any application.