

# IDEM Explosion-Proof Safety Cable-Pull Switches



IDEM's range of explosion-proof cable-pull switches has been developed to satisfy the latest IECEx and ATEX Standards and provide explosion-proof switching for use in hazardous locations created within the oil, chemical, pharmaceutical, food processing, packaging and other hazardous industries.

These switches provide positively operated switching contacts. They combine explosion-proof protection and satisfy high functional safety requirements all in one device.

These switches are manufactured with ATEX Exd IIC T6 certified explosion proof contact blocks. All electrical switching elements are fully encapsulated.

## Features

- 3m [9.84 ft] prewired pigtail cable
- Includes one tamper-proof T20 Torx bit
- Rope Pull kits sold separately and recommended for increased reliability
- 80m [262ft], 100m [328ft], 125m [410ft] and 250m [820ft] maximum length systems



IDEM Explosion-Proof Safety Cable-Pull Switches									
Part Number	Price	Maximum Rope Length	Construction Material	Mounting Profile	E-Stop	LED	Contact Configuration	Weight (lb [kg])	Drawings
<a href="#">GLS-EX-142030</a>	\$770.00	80m [262ft]	Die-cast aluminum	100mm [3.94 in]	Yes	No	2 NO, 2 NC	2.34 [1.06]	<a href="#">PDF</a>
<a href="#">GLS-SS-EX-144030</a>	\$1,010.00	100m [328ft]	316 stainless steel	100mm [3.94 in]	Yes	No	2 NO, 2 NC	4.59 [2.08]	<a href="#">PDF</a>
<a href="#">GLHL-EX-141020</a>	\$785.00	125m [410ft]	Die-cast aluminum	100mm [3.94 in] Left-hand head	Yes	No	2 NO, 2 NC	2.89 [1.31]	<a href="#">PDF</a>
<a href="#">GLHR-EX-141022</a>	\$785.00	125m [410ft]	Die-cast aluminum	100mm [3.94 in] Right-hand head	Yes	No	2 NO, 2 NC	2.89 [1.31]	<a href="#">PDF</a>
<a href="#">GLHD-EX-141018</a>	\$977.00	250m [820ft]	Die-cast aluminum	100mm [3.94 in] Dual head	Yes	No	2 NO, 2 NC	3.39 [1.54]	<a href="#">PDF</a>

\*See Recommended Rope Span Options and Fittings for number of switches recommended with specific maximum rope lengths.



**GLHD-EX-141018**  
Dual head



**GLHL-EX-141020**  
Left-hand



**GLHR-EX-141022**  
Right-hand

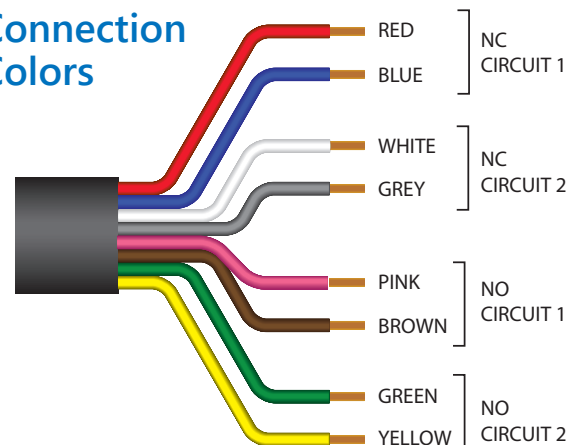


**GLS-EX-142030**



**GLS-SS-EX-144030**

## Connection Colors



# IDEM Cable-Pull Safety Rope Switches



Cable Kits for IDEM Cable-Pull Safety Switches					
Part Number	Price	Description	Cable Length (m [ft])	Construction Material	Weight (lb [kg])
<a href="#">140002</a>	\$96.00	Includes (1) cable, (5) eyebolts, (1) tensioner / gripper and (1) allen key.	10 [32]	Galvanized steel	0.8 [0.36]
<a href="#">140011</a>	\$133.00			Stainless steel	1.3 [0.59]
<a href="#">140004</a>	\$135.00	Includes (1) cable, (9) eyebolts, (1) tensioner / gripper and (1) allen key.	20 [65]	Galvanized steel	2.2 [1.0]
<a href="#">140013</a>	\$160.00			Stainless steel	2.9 [1.32]
<a href="#">140005</a>	\$152.00	Includes (1) cable, (12) eyebolts, (1) tensioner / gripper and (1) allen key.	30 [98]	Galvanized steel	2.8 [1.27]
<a href="#">140014</a>	\$191.00			Stainless steel	3.9 [1.77]
<a href="#">140006</a>	\$182.00	Includes (1) cable, (20) eyebolts, (1) tensioner / gripper and (1) allen key.	50 [164]	Galvanized steel	4.5 [2.04]
<a href="#">140015</a>	\$215.00			Stainless steel	6.0 [2.72]
<a href="#">140007</a>	\$203.00	Includes (1) cable, (30) eyebolts, (2) tensioner / grippers and (1) allen key.	80 [262]	Galvanized steel	7.0 [3.18]
<a href="#">140016</a>	\$271.00			Stainless steel	9.5 [4.31]
<a href="#">140009</a>	\$244.00	Includes (1) cable, (45) eyebolts, (2) tensioner / grippers and (2) allen keys.	126 [413]	Galvanized steel	13.9 [6.28]
<a href="#">140018</a>	\$340.00			Stainless steel	14.0 [6.35]



**140002**



**140033**

Steel Cable for IDEM Cable-Pull Safety Switches				
Part Number	Price	Description	Cable Length (m [ft])	Weight (lb [kg])
<a href="#">140033</a>	\$20.50	5m length steel cable, 4mm diameter, red	5 [16]	0.35 [0.16]
<a href="#">140034</a>	\$30.00	10m length steel cable, 4mm diameter, red	10 [32]	0.7 [0.32]
<a href="#">140036</a>	\$46.00	20m length steel cable, 4mm diameter, red	20 [65]	1.4 [0.64]
<a href="#">140037</a>	\$59.00	30m length steel cable, 4mm diameter, red	30 [98]	2.1 [0.95]
<a href="#">140038</a>	\$81.00	50m length steel cable, 4mm diameter, red	50 [164]	3.5 [1.59]
<a href="#">140039</a>	\$121.00	80m length steel cable, 4mm diameter, red	80 [262]	5.4 [2.45]
<a href="#">140040</a>	\$141.00	100m length steel cable, 4mm diameter, red	100 [328]	6.6 [2.99]
<a href="#">140041</a>	\$160.00	126m length steel cable, 4mm diameter, red	126 [413]	8.42 [3.82]

IDEM Cable-Pull Safety Switch Accessories					
Part Number	Price	Description	Construction Material	Weight (lb [kg])	Drawings
<a href="#">140019</a>	\$91.00	Cable tensioner / gripper. Includes 4mm allen wrench	Stainless steel	0.5 [0.27]	<a href="#">PDF</a>
<a href="#">140020</a>	\$57.00		Galvanized steel	0.3 [0.14]	<a href="#">PDF</a>
<a href="#">140021</a>	\$39.00	Pulley assembly	Stainless steel	0.3 [0.14]	<a href="#">PDF</a>
<a href="#">140064</a>	\$25.50		Galvanized steel	0.2 [0.09]	<a href="#">PDF</a>
<a href="#">140045</a>	\$40.00	Eye bolt 84mm long, M8 x 1.25 threads. Includes (2) flat washers and (2) nuts per eye bolt. Package of 8.	Stainless steel	0.8 [0.36]	<a href="#">PDF</a>
<a href="#">140046</a>	\$21.00		Galvanized steel	0.5 [0.27]	<a href="#">PDF</a>
<a href="#">140043</a>	\$27.00	Spring, 220mm long	Stainless steel	0.4 [0.18]	<a href="#">PDF</a>
<a href="#">140132-AS</a>	\$50.00	Replacement LED assembly, 24VDC, bi-color steady green and red. Use with GL series cable pull switches.	NA	0.08 [0.04]	<a href="#">PDF</a>
<a href="#">140132-BS</a>	\$59.00	Replacement LED assembly, 110VAC, bi-color steady green and red. Use with GL series cable pull switches.	NA	0.08 [0.04]	<a href="#">PDF</a>



**140019**



**140021**



**140045**



**140043**



**140132-AS**

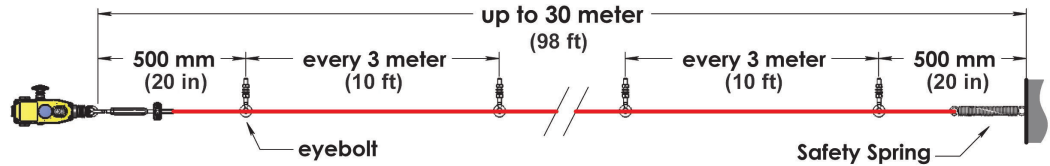
# IDEM Cable-Pull Rope Span Options and Fittings



## Recommended Rope Span Installations

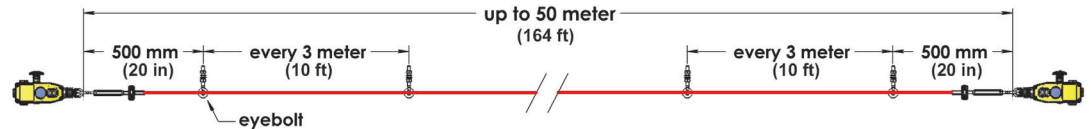
### GLM 30m

Up to 30m [98ft]  
1 switch / 1 spring



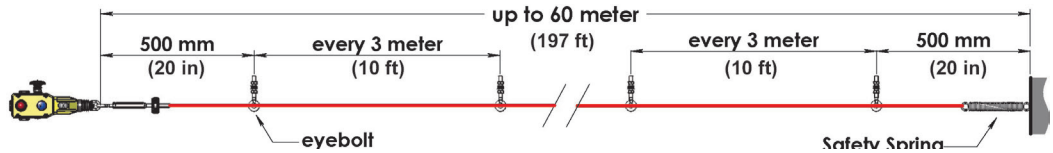
### GLM 50m

30 to 60m [98 to 197ft]  
2 switches



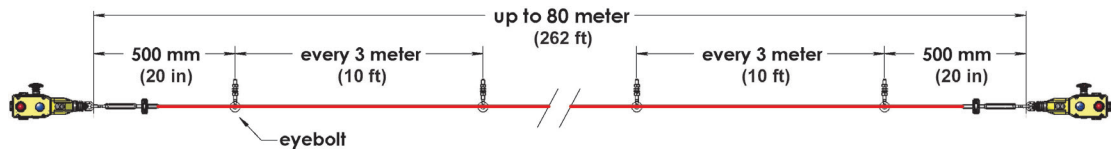
### GLS 60m

Up to 60m [197ft]  
1 switch / 1 spring



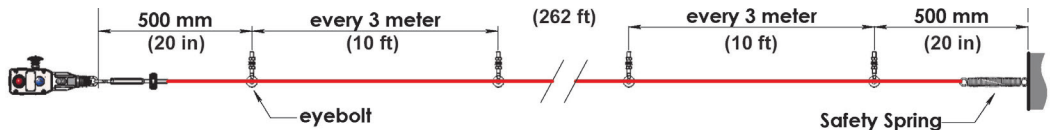
### GLS 80m

60 to 80m [197 to 262ft]  
2 switches



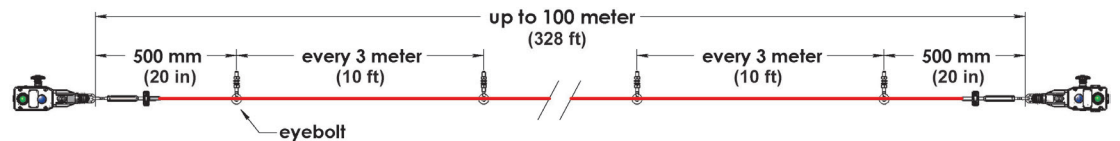
### GLS-SS 80m

Up to 80m [262ft]  
1 switch / 1 spring



### GLS-SS 100m

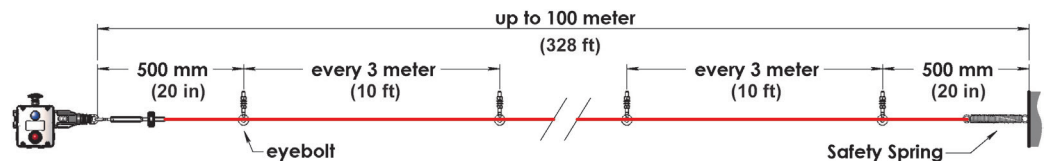
80 to 100m [262 to 328ft]  
2 switches



### GLHL/R 100m

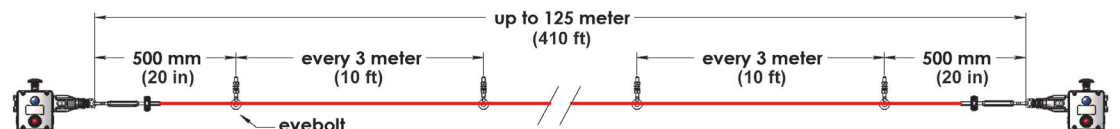
#### With Safety Springs

Up to 100m [328ft]  
1 switch / 1 spring



### GLHL/R 125m

Up to 125m [410ft]  
2 switches



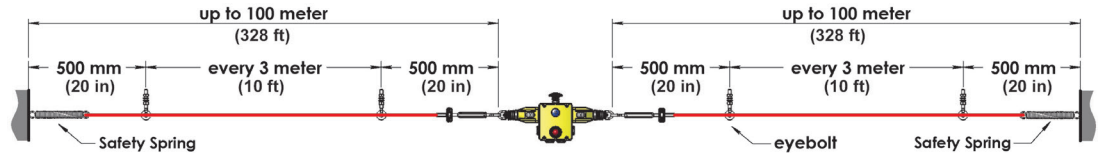
# IDEM Cable-Pull Rope Span Options and Fittings



## Recommended Rope Span Installations (continued)

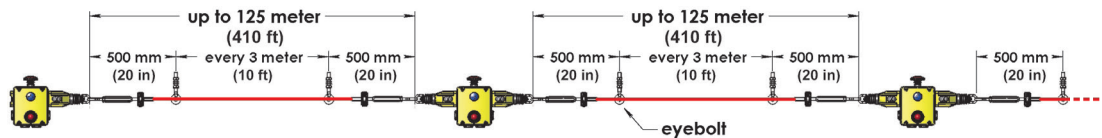
### GLHD 200m With Safety Springs

Up to 200m [656ft]  
(100m [328ft] on each side)  
1 switch / 2 springs



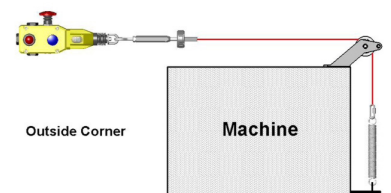
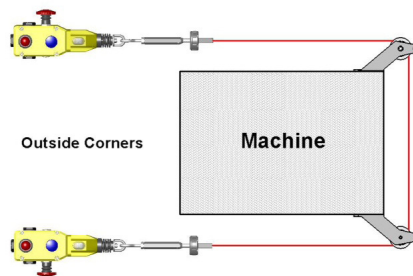
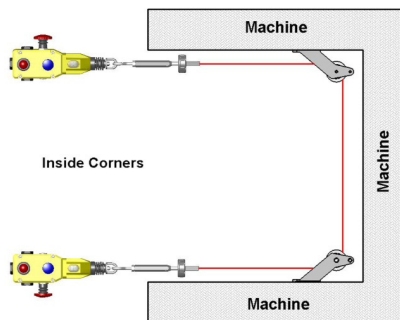
### GLHD/L/R 250m

Up to 250m [820ft]  
(125m [410ft] on each side)  
2 switches



## Universal Pulley Examples


- Use two switches when using two pulleys
- When using a safety spring, use a maximum of one corner pulley



## LED

When power is applied to the Red wire (terminal 1), the lamp will illuminate red. When power is applied to the Green Wire (terminal 3), the lamp will illuminate green. Black is 0VDC or neutral for 110 VAC and 230VAC versions.

**LED Steady Red - Stopped**  
**LED Steady Green - Run**



# IDEM Explosion-Proof Safety Switches

## Specifications



Specifications					
	HLM-EX / HLM-SS-EX	KM-EX / KM-SS-EX	KP-EX / K-SS-EX	GLS-EX / GLS-SS-EX	GLHx-EX
<b>Safety Classification and Reliability Data</b>					
<b>Switching Reliability (B10<sub>d</sub>)</b>	2.5 x 10 <sup>6</sup> operations at 100mA load			1.5 x 10 <sup>6</sup> operations at 100mA load	
<b>ISO 13849-1</b>	Up to PLe depending upon system architecture				
<b>EN 62061</b>	Up to SIL3 depending upon system architecture				
<b>Safety Data - Annual Usage</b>	8 cycles per hour / 24 hours per day / 365 days				
<b>MTTF<sub>d</sub></b>	356 years			214 years	
<b>Agency Approvals</b>	ATEX, IECEx, CE The contact block is cURus Hazardous Location rated (E358295)				
<b>Electrical and General Specifications</b>					
<b>Utilization Category</b>	B300 (pilot duty)				
<b>Minimum Switch Current</b>	5mA, 5VDC				
<b>Thermal Current</b>	2.5 A max				
<b>Maximum Switching Current</b>	250VAC/DC, 2.5 A maximum				
<b>Maximum Approach/Withdrawal Speed</b>	600mm/s [23.6 in/s]			NA	
<b>Enclosure Protection</b>	IP67 (IP69K on all models with both stainless steel head and body)				
<b>Operating Temperature</b>	-20°C to 60°C [-4°F to 140°F]				
<b>Vibration</b>	IEC 68-2-6, 10Hz to 55Hz 0.35mm [0.01 in]	IEC 68-2-6, 10Hz to 55Hz + 1Hz			
<b>Lid Screws/Torque</b>	Plated brass 1 N•m [0.74 lb•ft]	Stainless steel T20 Torx 1 N•m [0.74 lb•ft]	Stainless steel 1 N•m [0.74 lb•ft]	Stainless steel T20 Torx 1.5 N•m [1.11 lb•ft]	
<b>Recommended Mounting Screws/Torque</b>	M4 2 N•m [1.48 lb•ft]	M5 4N•m [2.95 lb•ft]			
<b>Head Screws/Torque</b>	Stainless steel, except snap (plated brass) 1 N•m [0.74 lb•ft]	Stainless steel T20 Torx 1 N•m [0.74 lb•ft]	Stainless steel; 1 N•m [0.74 lb•ft]		

# IDEM Interlock/Hinge Safety Travel Charts



## Interlock Safety Switch Types

### Slow-make/slow-break contacts:

A contact element in which the contact motion is dependent on the actuator speed.

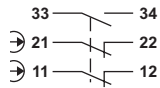
### Snap-action contact:

A contact element in which the contact motion is independent of the speed of the actuator. This feature ensures reliable electrical performance even in applications involving very slow moving actuators.

## Contacts Configuration

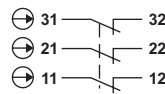
### 1 NO and 2 NC

Slow-make/slow-break contacts



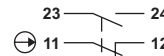
### 3 NC

Slow-make/slow-break contacts



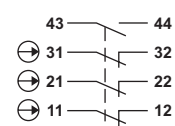
### 1 NO and 1 NC

Snap action contacts



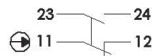
### 1 NO and 3 NC

Slow-make/slow-break contacts



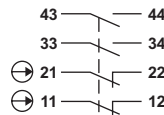
### 1 NO and 1 NC

Slow-make/slow-break contacts



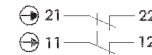
### 2 NO and 2 NC

Slow-make/slow-break contacts



### 2 NC

Slow-make/slow-break contacts



## Travel Charts



### Interlock Switches

2NC 1NO 6.8 6.0 0 mm

11/12	Open	
21/22	Open	
33/34		Open

3NC 6.0 0 mm

11/12	Open	
21/22	Open	
31/32	Open	

3NC 1NO 6.8 6.0 0 mm

11/12	Open	
21/22	Open	
31/32	Open	
43/44		Open

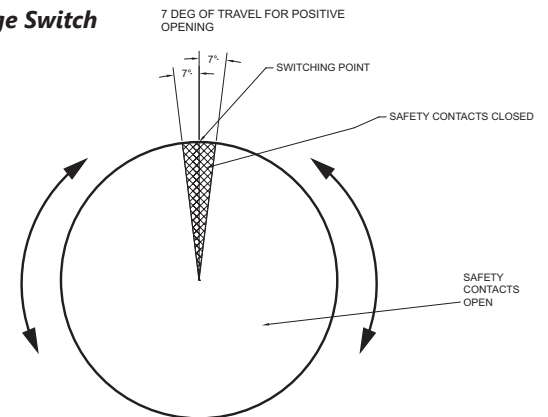
2NC 2NO 6.8 6.0 0 mm

11/12	Open	
21/22	Open	
33/34		Open
43/44		Open

1NC 1NO (SNAP) 6.5 0 mm

11/12	Open	
23/24		Open

### Hinge Switch



SHAFT CAN FREELY TURN WITH NO DEAD STOPS.

User to ensure that by correct positioning of the shaft at installation causes the safety contacts to open such that no hazard exists to the operator when the door is opened a few degrees.

### Safety Rope Switches

0 mm      3.5 mm      14.5 mm      17.0 mm

EX	1 NO/2 NC	1 NO/3 N.C.	2 NO/2 N.C.	Latched off - Rope Slack	Tension Range (Switch Reset)	Rope Pulled
NC	11/12	11/12	11/12	Open		Open
	21/22	21/22	21/22	Open		Open
		31/32		Open		Open
NO	33/34	43/44	33/44		Open	
			43/44		Open	

# Safety Products



*Warning: Safety products sold by AutomationDirect are Safety components only. The purchaser/installer is solely responsible for the application of these components and ensuring all necessary steps have been taken to assure each application and use meets all performance and applicable safety requirements and/or local, national and/or international safety codes as required by the application. AutomationDirect cannot certify that our products, used solely or in conjunction with other AutomationDirect or other vendors' products, will assure safety for any application. Any person using or applying any products sold by AutomationDirect is responsible for learning the safety requirements for their individual application and applying them, and therefore assumes all risks, and accepts full and complete responsibility, for the selection and suitability of the product for their respective application.*

*AutomationDirect does not provide design or consulting services, and cannot advise whether any specific application or use of our products would ensure compliance with the safety requirements for any application.*