

IDEM BPR/BMR Series Non-Contact Magnetic Safety Switches



Description

IDEM's BPR/BMR Series of non-contact magnetic Safety Switches has been designed to provide interlock protection on hinged, sliding or removable guard doors.

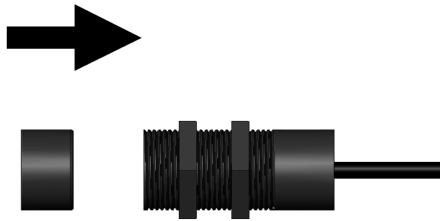
These switches are particularly advantageous when poor guard alignment exists, where high-hygiene requirements exist (e.g. in food industry hosedown applications) or where long mechanical life is required.

When used in combination with a dual channel safety relay or control device, Non-Contact Magnetic Safety Switches can be used to provide protection up to Category 4 and PLe to ISO13849-1.

Features

- Will operate with most safety relays.
- M18 barrel cylindrical fitting suitable for all industry applications.
- Easy to install. M18 threaded body is easy to set.
- Wide 8mm [0.31 in] sensing misalignment tolerance.
- Suitable for harsh environments including food processing and packaging.
- Durable red polyester housing.
- Quick connect version available.

Actuator Operating Direction



BPR/BMR Series Non-Contact Magnetic Safety Switches Selection Guide					
Part Number	Price	Body Material	Connection	Cable Length (Dimension A)	Circuits
<u>BPR-415014</u>	\$96.00	Polyester	Pigtail	5m [16.4 ft]	2 NC safety outputs 1 NO monitoring output
<u>BPR-415015</u>	\$111.00	Polyester	Pigtail	10m [32.8 ft]	2 NC safety outputs 1 NO monitoring output
<u>BPR-415016</u>	\$118.00	Polyester	8-pin M12 quick-disconnect	250mm [9.8 in]	2 NC safety outputs 1 NO monitoring output
<u>BMR-416014</u>	\$158.00	316 stainless steel	Pigtail	5m [16.4 ft]	2 NC safety outputs 1 NO monitoring output
<u>BMR-416015</u>	\$173.00	316 stainless steel	Pigtail	10m [32.8 ft]	2 NC safety outputs 1 NO monitoring output
<u>BMR-416016</u>	\$180.00	316 stainless steel	8-pin M12 quick-disconnect	250mm [9.8 in]	2 NC safety outputs 1 NO monitoring output

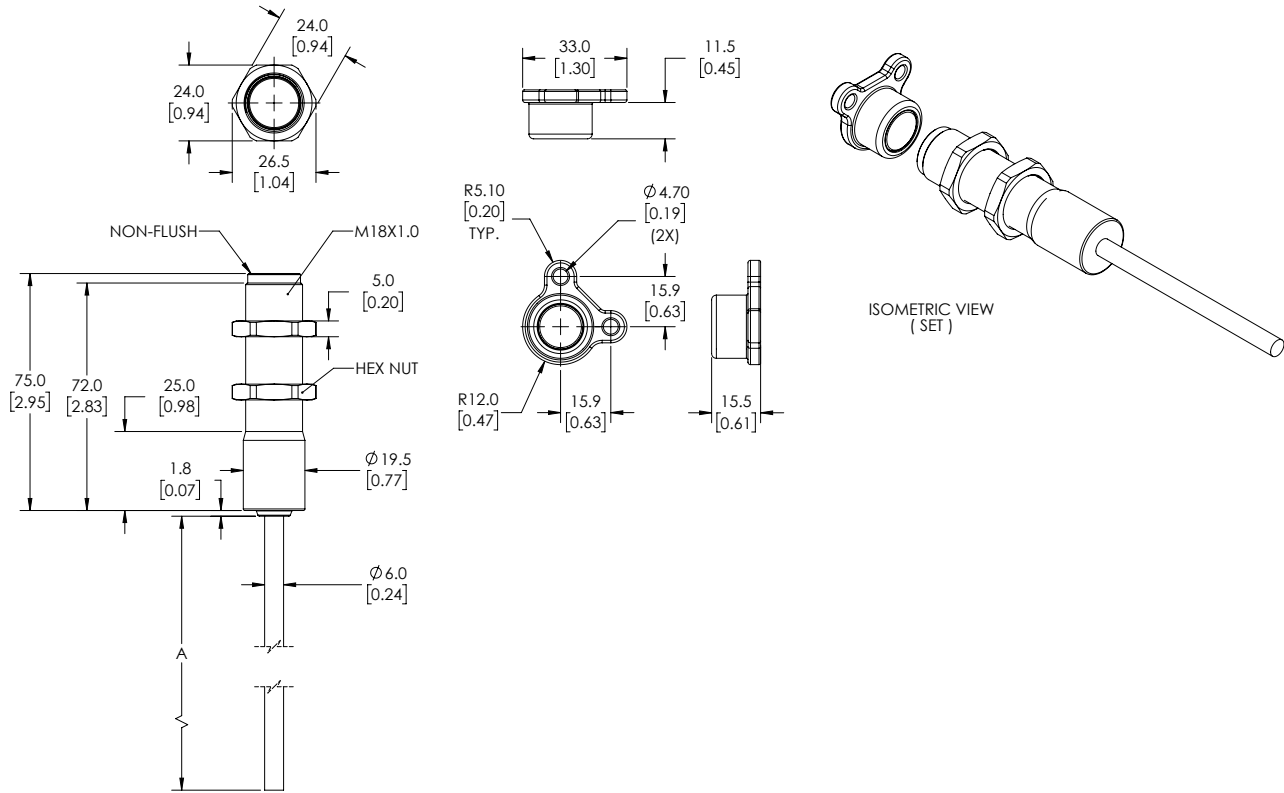
Female Quick Disconnect Lead			
Part Number	Price	Description	Exit Type/Cable Length
<u>140101</u>	\$59.00	Female QD Lead	M12 Female 5m [16.4 ft], 8-pin
<u>140102</u>	\$88.00	Female QD Lead	M12 Female 10m [32.8 ft], 8-pin



IDEM BPR/BMR Series Non-Contact Magnetic Safety Switches

Dimensions

mm [in]



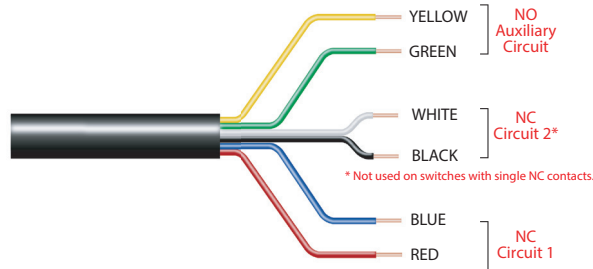
See our website www.AutomationDirect.com for complete engineering drawings.

IDEM Non-Contact Safety Switches

Electrical Connections and Dimensions

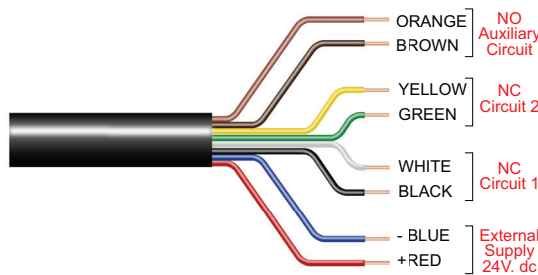
Electrical Connections

Magnetic Switches



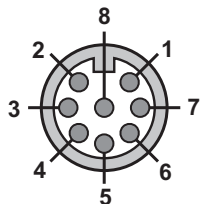
Magnetic Switches - Electrical Connections		
Quick Disconnect Connector Pin Out	Lead Color	Type of Circuit (Actuator Present)
4	Yellow	Auxiliary (NO)
6	Green	Auxiliary (NO)
7	Black	NC2
1	White	NC2
2	Red	NC1
3	Blue	NC1

Coded Magnetic and RFID Switches



Coded Magnetic Switches - Electrical Connections			
Quick Disconnect Connector Pin Out	Lead Color	Type of Circuit (Actuator Present)	Output Types (Solid State)
8	Orange	Auxiliary (NO)	200 mA max. 24 VDC
5	Brown	Auxiliary (NO)	
4	Yellow	NC2 +	200 mA max. 24 VDC (Optocoupler)
6	Green	NC2 -	
7	Black	NC1 +	200 mA max. 24 VDC (Optocoupler)
1	White	NC1 -	
2	Red	Supply +24 VDC	Supply 24 VDC +10% / -15%
3	Blue	Supply 0VDC	

Connection Colors

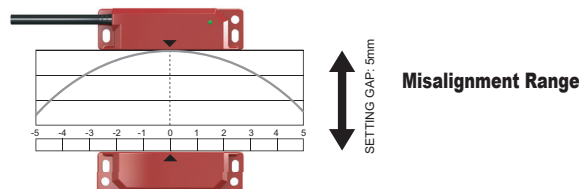


Pin View from Switch
M12 Male

IDEM Non-Contact Safety Switches Specifications

Non-contact Safety Switches Specifications			
	Non-Contact Magnetic Switches	Non-Contact Coded Magnetic Switches	Non-Contact RFID Coded Switches
Safety Classification and Reliability Data			
Switching Reliability (B10d)	3.3 x 10 ⁶ operations at 100mA load	No mechanical parts implemented	No mechanical parts implemented
ISO 13849-1	Up to Category 4		
ISO 13849-1	Up to PLe depending upon system architecture		
EN 62061	Up to SIL3 depending upon system architecture		
Safety Data - Annual Usage	8 cycles per hour / 24 hours per day / 365 days		
PFHd	2.8 x 10 ⁻¹⁰	2.6 x 10 ⁻¹⁰	4.77 x 10 ⁻¹⁰
Proof Test Interval (Life)	20 years		
MTTFd	470 years	866 years	1100 years
Agency Approvals	CE, cULus		
Electrical and General Specifications			
Contact Ratings: Safety Contact NC	MPR: Voltage free: 250VAC, 0.5 A max.	24VDC, 0.2 A max (optocoupler)	24VDC, 0.2 A max (optocoupler)
	LPR, LMR, SPR, SMR, SMR-F: Voltage free: 250VAC, 1.0 A max.		
	CPR, CMR, CMR-F, WPR: Voltage free: 250VAC, 2.0 A max.		
	BPR, BMR: 240VAC, 24VAC/DC, 1.0 A max.		
Contact Ratings: Monitoring (Auxiliary) Contact NO	Voltage free: 24VDC, 0.2 A max.	24VDC, 0.2A max.	24VDC, 0.2A max.
Recommended Fuses (NC Circuits)	MPR: Fuse externally 0.4 A (F)	NA	NA
	LPR, LMR, SPR, SMR, SMR-F, CMR, CMR-F: Fuse externally 0.8 A (F)		
	CPR, WPR: Fuse externally 1.6 A (F)		
	BPR, BMR: Fuse externally 0.5 A (F)		
Contact Release Time	<2ms	NA	NA
Initial Contact Resistance	<0.5 Ω	NA	NA
Minimum Switched Current	10 DC, 1mA		
Dielectric Withstand	250VAC		
Insulation Resistance	100 Megohms		
Recommended Setting Gap	5mm [0.20 in]		
NC Switching Distance	Sao (assured ON) 8mm [0.31 in] close; Sar (assured OFF) 20mm [0.79 in] open		
NC Switching Operation	For all switches the NC circuits are closed when the guard is closed and the actuator is present.		
NO Switching Operation	Opens before NC circuits close		
Tolerance to Misalignment	5mm [0.20 in] in any direction from 5mm [0.20 in] setting gap (See Misalignment Range drawing on this page)		
Switching Frequency	1.0 Hz Max.		
Approach Speed	200mm [7.87 in] per minute to 1000mm [39.37] per second		
Body Material - Polyester	CPR, LPR, MPR, SPR, WPR, BPR	CPC, LPC, MPC, SPC, WPC	LPF, SPF, BPF
Body Material - 316 Stainless Steel	CMR, CMR-F, LMR, SMR, SMR-F, BMR	CMC, CMC-F, LMC, SMC, SMC-F	LMF, BMF
Operating Temperature Range	Polyester: -25° to +80°C (-13° to +176° F)		
	316 Stainless Steel: -25° to +105° C [-13° to +221° F]	316 Stainless Steel: -25° to +105° C [-13° to +221° F]	-25° to +80° C [-13° to +176° F]
Storage Temperature (Low)	-55° to -40° C [-67° to -40° F]		
Enclosure Protection	IP67, IP69K (QC versions are IP67 due to connector)		
Shock Resistance	IEC 68-2-27 11ms 30g		
Vibration Resistance	IEC 68-2-6 10-55 Hz 1mm [0.04 in]		
Cable Type	PVC, 6.5 mm outside diameter max.	PVC, 6.5 mm outside diameter max.	PVC, 6mm [0.24 in] outer diameter max.
Mounting Bolts (recommended)	2 x M4; Tightening torque: 1.0 N•m [0.74 lb•ft]		

Note: Always mount onto non-ferrous materials.



Safety Products



Warning: Safety products sold by AutomationDirect are Safety components only. The purchaser/installer is solely responsible for the application of these components and ensuring all necessary steps have been taken to assure each application and use meets all performance and applicable safety requirements and/or local, national and/or international safety codes as required by the application. AutomationDirect cannot certify that our products, used solely or in conjunction with other AutomationDirect or other vendors' products, will assure safety for any application. Any person using or applying any products sold by AutomationDirect is responsible for learning the safety requirements for their individual application and applying them, and therefore assumes all risks, and accepts full and complete responsibility, for the selection and suitability of the product for their respective application.

AutomationDirect does not provide design or consulting services, and cannot advise whether any specific application or use of our products would ensure compliance with the safety requirements for any application.