

Field Wireable Connectors

Sensor and Signal

M12 A-coded Connectors

Features

- IP67 rated once properly assembled
- Various cable gauges and diameters accepted
- Plastic and metal housings with good resistance against chemicals and oils
- Various terminal connections: screw, IDC, and push-lock spring clamp



7000-12701-0000000



7000-12821-0000000

M12 A-coded Connectors Selector Table

Part Number	Price	Number of Wires, Pins	Connection Type	Conductor Size	Housing Material	Terminal Connection	Outside Cable Ø	Drawing Link					
Unshielded													
7000-12701-0000000	\$9.75	4-Wire, 5 Pin	Axial male with male threads	18AWG [0.75 mm ²] max	Polyamide (PA)	Screw	4–6mm [0.15–0.23 in]	PDF					
7000-12901-0000000	\$9.75		Axial female with female threads					PDF					
7000-12741-0000000	\$9.75		Axial male with male threads				6–8mm [0.23–0.31 in]	PDF					
7000-12941-0000000	\$9.75		Axial female with female threads					PDF					
7000-12821-0000000	\$9.75		90-degree male with male threads				4–6mm [0.15–0.23 in]	PDF					
7000-12981-0000000	\$9.75		90-degree female with female threads					PDF					
7000-12481-0000000	\$10.50		Axial male with male threads	24–20 AWG [0.25–0.5 mm ²]	Thermoplastic polyester elastomer (TPE- E)	Insulation displacement (IDC)	4–5.1 mm [0.157–0.20 in]	PDF					
7000-12601-0000000	\$12.00		Axial female with female threads					PDF					
7000-12491-0000000	\$12.00		Axial male with male threads	26–22 AWG [0.14–0.34 mm ²]	Polyamide (PA)	Insulation displacement (IDC)	2.9–5.1 mm [0.114–0.20 in]	PDF					
7000-12611-0000000	\$14.00		Axial female with female threads					PDF					
7000-12561-0000000	\$15.00		90-degree male with male threads	24–20 AWG [0.25–0.5 mm ²]	Thermoplastic polyester elastomer (TPE- E)	Insulation displacement (IDC)	4–5.1 mm [0.157–0.20 in]	PDF					
7000-12681-0000000	\$16.50		90-degree female with female threads					PDF					
7000-12721-0000000	\$12.00	5-Wire, 5-Pin	Axial male with male threads	18AWG [0.75 mm ²] max	Polyamide (PA)	Screw	4–6mm [0.15–0.23 in]	PDF					
7000-12921-0000000	\$12.00		Axial female with female threads					PDF					
7000-12761-0000000	\$12.00		Axial male with male threads				6–8mm [0.23–0.31 in]	PDF					
7000-12961-0000000	\$12.00		Axial female with female threads					PDF					
7000-13041-0000000	\$12.00		90-degree female with female threads	26–18AWG [0.14–0.75 mm ²]	Polyamide (PA)	Push-lock spring clamp	4–8mm [0.15–0.31 in]	PDF					
7000-13901-0000000	\$16.00		Axial male with male threads					PDF					
7000-13911-0000000	\$16.00		90-degree male with male threads					PDF					
7000-13941-0000000	\$16.00		Axial female with female threads					PDF					
7000-13951-0000000	\$16.00		90-degree female with female threads					PDF					
7000-17301-0000000	\$27.00		8-Wire, 8-Pin					Axial male with male threads	20AWG [0.5 mm ²] max	Polyurethane (PUR)	Screw	6–8mm [0.23–0.31 in]	PDF
7000-17311-0000000	\$27.00							90-degree male with male threads					PDF
7000-17321-0000000	\$27.00							Axial female with female threads					PDF
7000-17331-0000000	\$27.00	90-degree female with female threads		PDF									
Shielded													
7000-13321-0000000	\$25.00	5-Wire, 5-Pin	Axial male with male threads	18AWG [0.75 mm ²] max	Die-cast zinc nickel-plated	Screw	6–8mm [0.23–0.31 in]	PDF					
7000-13361-0000000	\$32.50		90-degree male with male threads					PDF					
7000-17341-0000000	\$32.50	8-Wire, 8-Pin	Axial male with male threads	20AWG [0.5 mm ²] max				PDF					

Field Wireable Connectors

Sensor and Signal

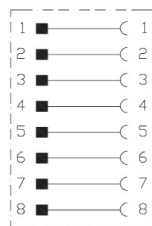
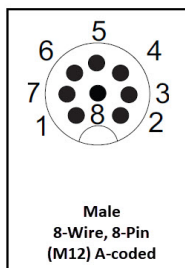
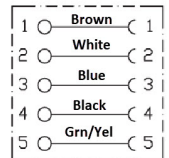
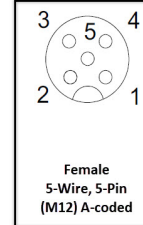
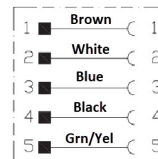
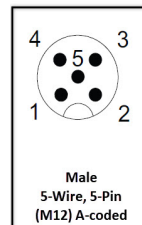
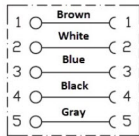
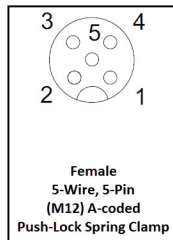
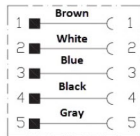
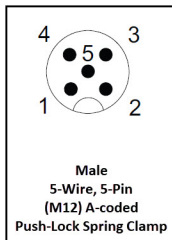
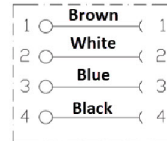
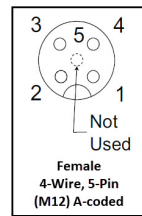
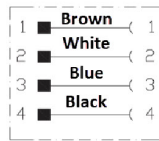
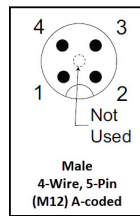
Specifications

M12 A-coded Connectors Specifications								
Coding	A-coded							
Model	12491, 12611	12481, 12601, 12561, 12681	12701, 12901, 12821, 12981	12721, 12921	13901, 13911, 13941, 13951	12741, 12941	12761, 12961, 13041, 13321, 13361	17301, 17311, 17321, 17331, 17341
Max Voltage	32 VAC/VDC		250 VAC/VDC	60 VAC/VDC	250 VAC/VDC	250 VAC/VDC	60 VAC/VDC	30 VAC/VDC
Max Current Per Contact	4A							2A
Temperature Range	-25 to 85°C [13 to 185°F]				-40 to 85°C [-40 to 185°F]			
Protection Degree	IP65, IP67		IP67	IP65, IP67		IP67		
Locking Material	Zinc die-cast, nickel-plated							
Weight	0.05 oz [1.42 g]	0.06 oz [1.7 g]	0.05 oz [1.42 g]		1oz [28.24 g]	0.06 oz [1.7 g]		
Approvals*	cURus							

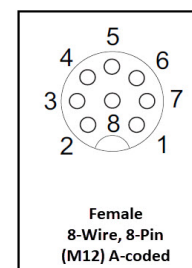
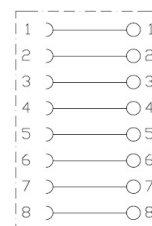
*To obtain the most current agency approval information, see the Agency Compliance & Certifications Checklist section on the specific part number's web page.

Pin Assignments

LEGEND	
■	MALE PIN ON CONNECTOR
○	FEMALE PIN ON CONNECTOR
(FIELD CONNECTION TERMINAL



8-Wire, 8-Pin Color Code		
Based on Cables		
Pin	7000-17041-292xxxx	7000-17041-295xxxx
1	White	Brown
2	Brown	White
3	Green	Blue
4	Yellow	Black
5	Gray	Gray
6	Pink	Pink
7	Blue	Violet
8	Red	Orange



Field Wireable Connectors Sensor and Signal

Assembly Instructions for M12 A-coded Push-lock Spring Clamp Connectors

