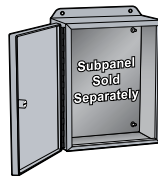


NEMA 4 and 4X Operator Consolets



Applications

- Serves as an economical housing for operator interface applications.
- Provides an ideal sloped surface for mounting keyboards, switches, indicator lights, and/or dials.
- Provides panel mounting capabilities for a variety of applications.
- Generally used as a stand alone enclosure. Possible to put side by side with base on a single plinth (for example, 36 in [914 mm] wide consolet with 24 in [610 mm] base with terminal all together on a 60 in [1524 mm] plinth.)
- Optional casters (require plinth) allow for a completely mobile, NEMA rated work station.
- Smooth lines and clean edges provide an attractive, contemporary appearance.

- Doors can be hinged from either side on 24 in [610 mm] and 36 in [914 mm] units.
- Door profiles provide increased strength and are pre-punched to provide mounting options.
- Formed lip on enclosure excludes flowing liquids and contaminants.
- Slotted 1/4-turn oil-tight latches secure the door and lid, with optional tamper resistant and locking latches available.
- Stainless steel models utilize stainless steel hardware.
- Oil-resistant gaskets are permanently secured.
- Features internal stud locations for mounting optional subpanel.
- A bonding screw is provided on the door, and a grounding stud is provided in the enclosure.

Construction

- Formed 14-gauge steel bodies with 14-gauge steel door and lid.
- Also offered with formed 14-gauge 304 stainless steel bodies with 14-gauge 304 stainless steel door and lid.
- Smooth, continuously welded seams without knockouts or holes.
- Body stiffeners are provided where required for increased strength and rigidity.
- Offered in four widths 24 in [610 mm], 36 in [914 mm], 48 in [1219 mm] and 60 in [1524 mm].
- Has solid sides and back, solid door on front, 3-point adjustable lid on sloped (20°) top, and closed bottom with removable access panel.
- 24 in [610 mm] and 36 in [914 mm] widths have Single-Door on the front, whereas 48 in [1219 mm] and 60 in [1524 mm] widths have two outside hinged doors on the front.

Finish

- Available in RAL7035 light gray textured powder coating and natural stainless steel with a smooth, brushed finish.
- Optional subpanel finished in RAL9003 white powder coat.

Listings

- UL 508A Type 3R, 4, and 12 (Stainless Steel, add 4X)
[UL File E65324]
- CSA Type 3R, 4, 12, and 13 (Stainless Steel, add 4X)
[CSA File LR21001]
- EIA RS-310-D
- Complies with
 - NEMA Type 3R, 4, and 12 (Stainless Steel, add 4X)
 - IEC 60529, IP66



NEMA 4 and 4X Operator Consolets

Steel	Price	Stainless	Price	Console Size HxWxD	Drawing Link	Optional Subpanel	Price	Subpanel Size HxW
2CLC2024	1,946.00	2CSC2024	2,388.00	38.81 x 24.00 x 21.03 [986 x 610 x 534]	PDF	2CWCP24	162.00	30.50 x 20.50 [775 x 521]
2CLC2036	2,264.00	2CSC2036	2,781.00	38.81 x 36.00 x 21.03 [986 x 914 x 534]	PDF	2CWCP36	201.00	30.50 x 32.50 [775 x 826]
2CLC2048	3,125.00	2CSC2048	3,837.00	38.81 x 48.00 x 21.03 [986 x 1219 x 534]	PDF	2CWCP48	249.00	30.50 x 44.50 [775 x 1130]
2CLC2060	3,658.00	2CSC2060	4,490.00	38.81 x 60.00 x 21.03 [986 x 1524 x 534]	PDF	2CWCP60	303.00	30.50 x 56.50 [775 x 1435]

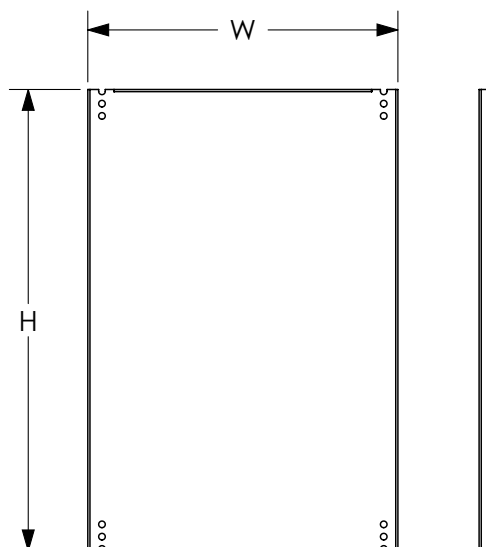
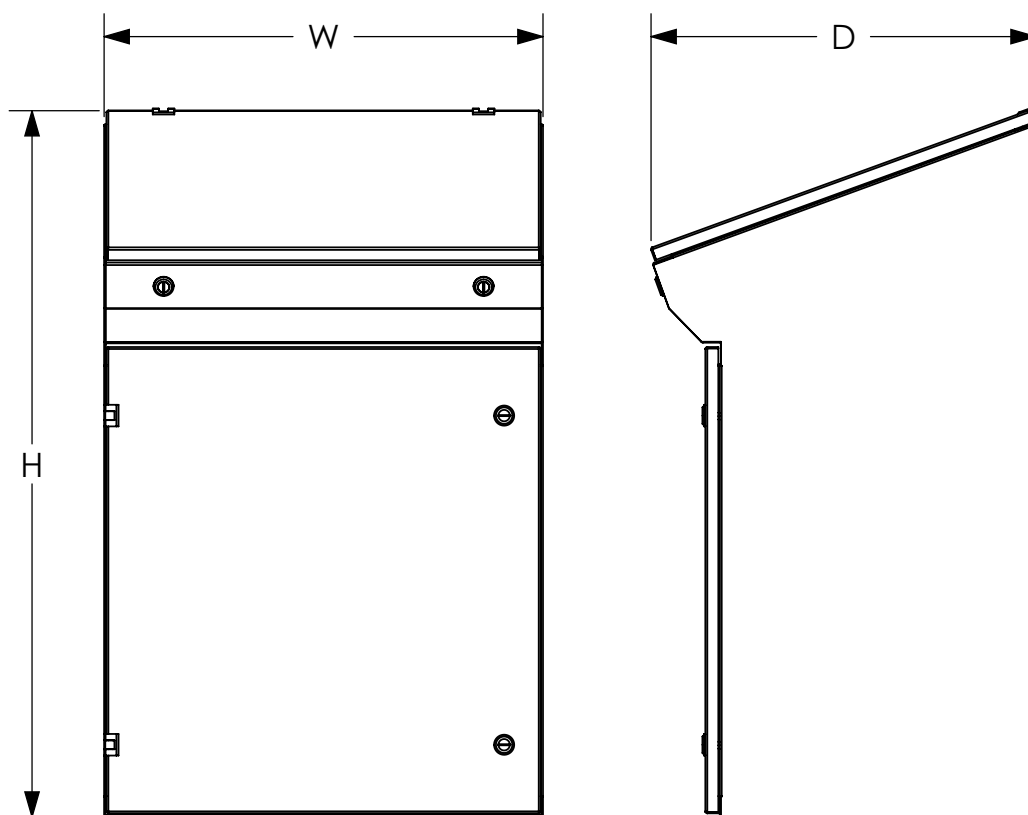
Note: Dimensions in inches [millimeters].

NEMA 4 and 4X Operator Consolets

Dimensions



Consolet



NEMA 4 and 4X Operator Console Plinths



Application

- Features removable front and rear panels for easy access to bottom for cabling or transport by forklift.
- For cable access, features 3 double knockouts on each end.
- Available in 4in and 8in heights.
- Available in 24in, 36in, 48in, and 60in widths.
- Maintains NEMA rating of system.
- Formed 14 gauge steel.
- Also offered with formed 14 gauge stainless steel.
- Available in light gray and stainless steel.



NEMA 4 and 4X Operator Console Plinths							
Carbon Steel	Price	Stainless Steel	Price	Size	Fits Consoles		Drawink Link
2CLP42418	447.00	2CSP42418	662.00	4.00 x 24.00 x 18.00 [102 x 610 x 457]	2CLC2024	2CSC2024	PDF
2CLP43618	485.00	2CSP43618	717.00	4.00 x 36.00 x 18.00 [102 x 914 x 457]	2CLC2036	2CSC2036	PDF
2CLP44818	597.00	2CSP44818	882.00	4.00 x 48.00 x 18.00 [102 x 1219 x 457]	2CLC2048	2CSC2048	PDF
2CLP46018	709.00	2CSP46018	1,048.00	4.00 x 60.00 x 18.00 [102 x 1524 x 457]	2CLC2060	2CSC2060	PDF
2CLP82418	746.00	2CSP82418	1,103.00	8.00 x 24.00 x 18.00 [203 x 610 x 457]	2CLC2024	2CSC2024	PDF
2CLP83618	858.00	2CSP83618	1,268.00	8.00 x 36.00 x 18.00 [203 x 914 x 457]	2CLC2036	2CSC2036	PDF
2CLP84818	1,007.00	2CSP84818	1,489.00	8.00 x 48.00 x 18.00 [203 x 1219 x 457]	2CLC2048	2CSC2048	PDF
2CLP86018	1,156.00	2CSP86018	1,709.00	8.00 x 60.00 x 18.00 [203 x 1524 x 457]	2CLC2060	2CSC2060	PDF