

# GS4-Specific Optional Accessories – Conduit Boxes






## Accessories Applicable Only to GS4 AC Drives

Please refer to the "GS/DURApulse AC Drives – Accessories" section for accessories applicable to multiple families of GS/DURApulse AC Drives, including GS4.

## Conduit Boxes

Optional Conduit Box Kits can be ordered separately. These kits bolt onto the bottom of the applicable GS4 drive to provide a convenient connection point for conduit entry, allowing the GS4 to maintain a IP20/NEMA 1 environmental protection rating; especially useful for GS4 drives mounted outside of an electrical control panel.

**Note:** GS4 Frames A through C have integral conduit box space built into the drive. No separate conduit boxes are necessary or available.





GS4 Frame Sizes D0–G – Conduit Box Selection Table					
Drive		Conduit Box **			Description
Model	Frame*	Part #	Price	Photo	
GS4-4060, GS4-4050	D0	<a href="#"><u>GS4-CBX-D0</u></a>	\$184.00		NEMA 1 conduit box kit for use with GS4 frame size D0 AC drive; mounting hardware included
GS4-2040, GS4-2050; GS4-4075, GS4-4100	D	<a href="#"><u>GS4-CBX-D</u></a>	\$184.00		NEMA 1 conduit box kit for use with GS4 frame size D AC drive; mounting hardware included
GS4-2060, GS4-2075, GS4-2100; GS4-4125, GS4-4150	E	<a href="#"><u>GS4-CBX-E</u></a>	\$212.00		NEMA 1 conduit box kit for use with GS4 frame size E AC drive; mounting hardware included
GS4-4150, GS4-4200	F	<a href="#"><u>GS4-CBX-F</u></a>	\$305.00		NEMA 1 conduit box kit for use with GS4 frame size F AC drive; mounting hardware included
GS4-4250, GS4-4300	G	<a href="#"><u>GS4-CBX-G</u></a>	\$578.00		NEMA 1 conduit box kit for use with GS4 frame size G AC drive; mounting hardware included
<p>* GS4 Frame Sizes A through C have integral conduit box space built into the drive; separate conduit boxes are not necessary nor available.</p> <p>** Conduit Box Kits include mounting hardware; box base, box cover, bushings, and screws.</p> <p>Conduit box dimensions are shown with the AC drive dimensions, as mounted on the drive.</p>					

# GS4-Specific Optional Accessories – Flange Mounting Kits

## Flange Mounting Kits

Optional GS4 drive flange mounting kits allow the heat sinks on the back of select GS4 drives to be positioned through the back of the control enclosure. Since a majority of the heat generated by the GS4 drive will be outside the enclosure, heat load will be reduced and a smaller enclosure may possibly be used. These flange mounting kits are applicable to GS4 drive frame sizes A through C.

**NOTE:** GS4 Frames D0, D, E, and F have integral flange mounting hardware; additional Flange Mounting Kit not required (see cutout dimensions below).  
Frame size G cannot be flange-mounted.

GS4 Frame Sizes A–C – Flange Mounting Kit Selection Table					
Drive		Flange Mounting Kit **			Description
Model	Frame*	Part #	Price	Photo	
GS4-22P0 GS4-23P0 GS4-43P0	A	<b><u>GS4-FMKIT-1</u></b>	\$84.00		GS4 series Flange Mounting Kit, NEMA 1; for use with multiple GS4 Frame A drives; adapter plate and mounting hardware included
GS4-21P0 GS4-25P0 GS4-41P0 GS4-42P0 GS4-45P0 GS4-47P5	A	<b><u>GS4-FMKIT-A</u></b>	\$70.00		GS4 series Flange Mounting Kit, NEMA 1; for use with multiple GS4 Frame A drives; mounting hardware included
GS4-27P5 GS4-2010 GS4-2015 GS4-4010 GS4-4015 GS4-4020	B	<b><u>GS4-FMKIT-B</u></b>	\$79.00		GS4 series Flange Mounting Kit, NEMA 1; for use with GS4 Frame B drives; mounting hardware included
GS4-2020 GS4-2025 GS4-2030 GS4-4025 GS4-4030 GS4-4040	C	<b><u>GS4-FMKIT-C</u></b>	\$89.00		GS4 series Flange Mounting Kit, NEMA 1; for use with GS4 Frame C drives; mounting hardware included
<p>* See panel cutout dimensions below for GS4 Frames A, B, C.</p> <p>* GS4 Frames D0, D, E, and F have integral flange mounting hardware; additional Flange Mounting Kit not required. See Appendix A of the GS4 User Manual for panel cut-out dimensions for frames D0, E, F.</p> <p>* Frame size G cannot be flange-mounted.</p>					

GS4 Flange Mounting Kit Cutout Dimensions ( mm [in] )		
Frame A	Frame B	Frame C
