


GS3 DURAPULSE Accessories – Feedback Card

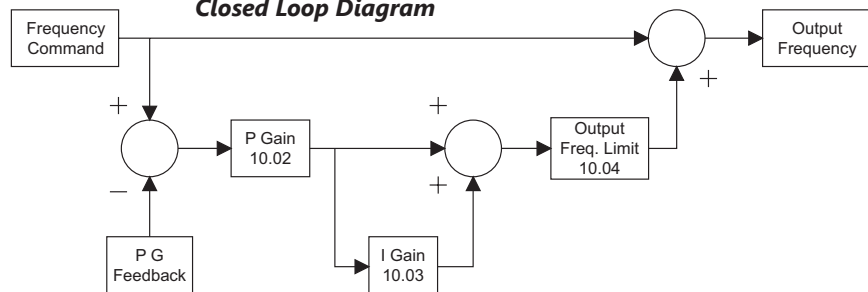
Feedback Card for <i>DURApulse</i> AC Drives		
Part Number	Price	Drive Model
GS3-FB	\$66.00	GS3-xxxx
The GS3-FB feedback card is for use only with <i>DURAPULSE</i> AC drives.		

Description

The GS3-FB card is used to add another layer of precision control to the already precise control algorithm utilized in the *DURAPULSE* drive series. This added control is activated by selecting control modes V/Hz closed loop control or sensorless vector with external feedback. The feedback mechanism uses pulses generated by an external encoder or pulse generator. Unlike other feedback types, the GS3-FB accommodates the four most common encoder signal types: output voltage, open collector, line driver, and complimentary.



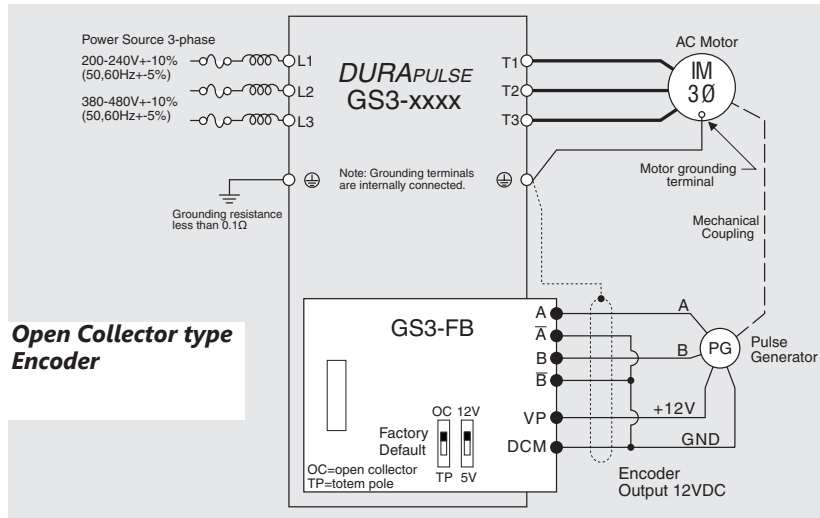
Closed Loop Diagram



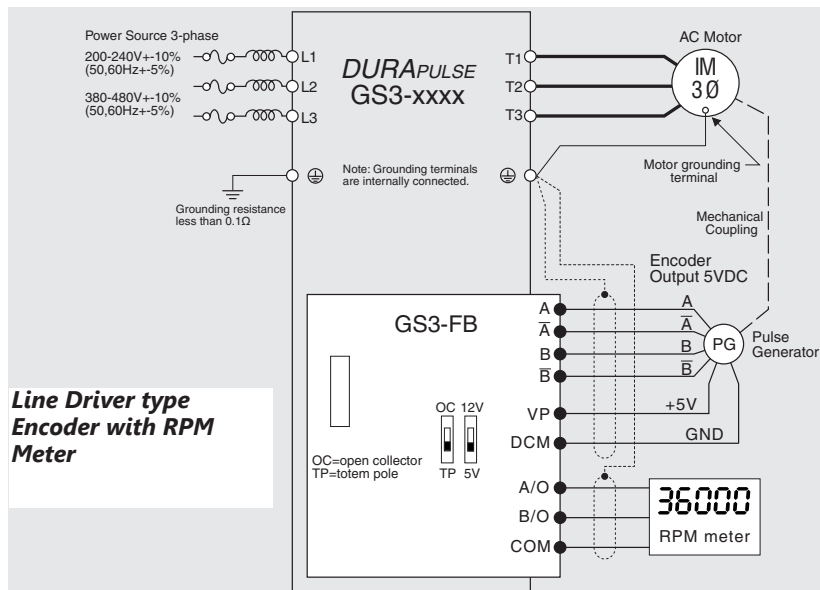
Types of Encoders		SW1 and SW2 switches	
		5V	12V
Output Voltage			
Open collector			
Line driver			
Complimentary			

GS3 DURAPULSE Accessories – Feed-back Card

Wiring Diagrams



Terminal Symbols	Description
VP	Power source of GS3-FB (SW1 can be switched to 12V or 5V) Output Voltage: (+12VDC ±5% 200mA) or (+5VDC ±2% 400mA)
DCM	Power source (VP) and input signal (A, B) common
A, NOT A B, NOT B	Input signal from Encoder. Input type is selected by SW2; Maximum 500kp/sec
A/O, B/O	GS3-FB output signal for use with RPM Meter. (Open Collector) Maximum DC24V 100mA
COM	GS3-FB output signal (A/O, B/O) common



Control Terminals Block Designations

