

# UL 489 or UL 1077?

## What are your Circuit Protection Requirements?

An understanding of circuit types and circuit protection products is critical to ensure their proper application.  
See NEC Sections 100, 430 and 409 for definitions.

The proper sizing of an overcurrent protection device is the responsibility of the customer and should be determined using the application standards of the NEC (National Electric Code), CEC (Canadian Electrical Code) or other applicable standards. Per fine print note of 2008 NEC Section 100 "A current in excess of rating may be accommodated by certain equipment and conductors for a given set of conditions. Therefore, the rules for overcurrent protection are specific for particular situations."

### UL 489

#### Branch Protection

### UL 1077

#### Supplementary Protection



### What You Need to Know and Look For In Specifications

Certifications – Standards – Acceptance

#### UL 489 Branch Protection

- UL 489 Listed or Recognized
- CSA C22.2 No. 5
- International ratings available depending on breaker type

#### UL 1077 Supplementary Protection

- UL Recognized under UL 1077
- CSA 22.2 No. 285
- IEC 60947-2 or IEC 898

#### Function

- Opens automatically on Overload and Short Circuit when properly applied within its ratings
- Protects wire and cable against Overload and Short Circuit

- Opens automatically on Overload and Short Circuit
- Provides additional equipment protection where branch circuit protection is already provided or not required
- Not suitable for the protection of branch circuit conductors

#### Applications

- Branch circuit protection in control panels, panelboards, switchboards and motor control centers
- Motor overload and motor short circuit protection (UL 489 Recognized motor circuit protectors) for control panels and motor control centers

- Used within appliances or other electrical equipment such as control circuits, control power transformers, relays, PLC I/O points and lighting circuits
- Ideal replacement for fuses that are applied as supplementary protection

#### Features

- Bolted down or DIN rail mounted
- External handle mechanisms available
- Field mounted accessories
- Stand alone branch circuit protection
- Various levels of protection (curve type)
- High voltage and interruption levels (up to 100 kAIC @ 480V)

- DIN rail mounted
- Field mounted accessories
- Various levels of protection (curve type)
- 10 kAIC @ 240 VAC
- 10 kAIC @ 277 VAC and 5 kAIC @ 480VAC
- 10 kAIC @ 48VDC

kAIC = thousands of Amps interrupt capacity

#### Summary

A Supplementary Protector can't be used for Branch Circuit Protection.  
Understanding the difference between Branch Circuit Protection and Supplementary Protection helps to ensure their proper use.



# Miniature Supplementary Protectors (UL 1077)

## Overview

Gladiator supplementary protectors are used to provide overcurrent protection where branch protection (for example, UL 489 MCCB) is already provided or not required. The units can be installed as a component within, or as a part of, an appliance or a piece of electrical equipment. Supplementary protectors are ideal replacements for fuses that are applied as a supplementary protector, i.e. in addition to branch protection (if required). They are 35mm DIN rail mountable, utilizing spring clips. These are standard protectors, recognized by UL and CSA under UL 1077 and CSA 22.2. They are CE marked in accordance with Low Voltage Directive (LVD) (73/23/EEC).

## Product Specification

Gladiator Supplementary Protectors are a dual-rated product for both AC and DC supplies, in accordance with UL 1077 and CSA 22.2 standards and is marked with CE in accordance with the Low Voltage Directive. You can include this dual-standard product in your design and know that in most cases wherever your equipment is used, the product will conform to the local UL, CSA or IEC (International) requirements.

The supplementary protector is designed to be applied in conjunction with a branch circuit protector (if branch protection is required) and can be a replacement for similarly applied fuses. Its advantage over fuses is that it is resettable and the device's status is easily and clearly identified by the position of the handle and the flag indicator.

In addition, you can select a device that provides maximum reliability and accuracy to fit various applications due to the availability of a wide range of current ratings from 1 to 63 amperes in three overcurrent characteristic curves, B, C and D.



Single-Pole



Two-Pole



Three-Pole

## Features and Benefits

- Dual rated for AC or DC applications
- Box terminals accept #14 to #4 wire
- Thermal magnetic overcurrent protection: three levels, categorized by B, C and D curves in direct relation to continuous rating of the device
  - **B-curve magnetic trip point:** 3 to 5 times the rated current, typically used for computers and electronic loads with very low inrush currents (PLC wiring).
  - **C-curve magnetic trip point:** 5 to 10 times the rated current, typically used for small transformers, pilot devices, etc.
  - **D-curve magnetic trip point:** 10 to 20 times the rated current, typically used for transformers or devices with very high inductive loads.
- Trip Free Design: Protector cannot be defeated by holding the handle in the "ON" position.
- Module width of only 18mm [0.71 in] per pole
- Color coded status indicator window (Red = ON or Green = OFF)
- IP20 finger protection
- 35mm DIN rail mountable, utilizing spring clip
- Captive screws cannot be lost
- Suitable for reverse feed applications

## Listings

- UL recognized under UL 1077 Category QVNU2 File E508820
- CE File LVD
- IEC/EN 60947-2

## Applications

Gladiator Supplementary Protectors are recognized per UL 1077 as a Supplementary Protector and can be fully utilized per the NEC and CEC Codes in that capacity. For international purposes, the entire Gladiator family is CE marked and in full conformity with the applicable IEC standards for miniature circuit breakers, EN/IEC 60898 and IEC/EN 60947-2.

Outside North America, they can be used in both residential and industrial applications as feeder and branch circuit protective devices. In North America, most European miniature circuit breakers are only UL recognized and CSA certified as "Supplementary Protectors," meaning they cannot be utilized as feeder or branch circuit protective devices per the local electrical codes (2008 NEC 240.10 and CEC Part 1 C22.1). This commonly restricts their use to applications where "closer" protection is desired than that offered by a branch circuit protection device.

Gladiator Supplementary Protectors are ideal for providing protection in many applications, including:

- Control power transformers (D curve)
- Relays
- Contactor coils
- PLC I/O points
- Lighting circuits
- Power supplies
- Computers
- Electronic equipment
- Control circuits



# Miniature Supplementary Protectors (UL 1077)



Single-Pole



Two-Pole



Three-Pole

## Overview

Gladiator miniature supplemental protectors offer optimum and efficient protection for branch and control circuits up to 63 amps. The Gladiator series is available with B, C or D trip characteristics in accordance with UL 1077. The Gladiator series units are DIN rail mountable and can be used in feeder and branch circuit applications.

## Listings

- UL Listed under UL 1077  
Category DIHS E509077  
Category NMTR E503708
- CE LVD 2014/35/EU
- IEC/EN 60947-2



## Features and Benefits

- Dual rated for AC or DC applications
- Complete range of UL 1077 listed DIN rail mounted miniature supplemental protectors up to 63 amp current rating
- Single-pole, two-pole and three-pole models
- Suitable for reverse feed applications
- Thermal-magnetic overcurrent protection – three levels of short circuit protection, categorized by B, C and D curves
  - **B-curve magnetic trip point:**  
3 to 5 times the rated current, typically used for resistive loads such as conductors or heaters.
  - **C-curve magnetic trip point:**  
5 to 10 times the rated current, typically used for small transformers, pilot devices, etc.
  - **D-curve magnetic trip point:**  
10 to 20 times the rated current, typically used for transformers or very high inductive loads.
- Trip-free design – breaker cannot be defeated by holding the handle in the “ON” position
- Captive screws cannot be lost
- Can also be used in applications for which UL 1077 or CSA C22.2 No.235 are also allowed
- Field installable shunt trip and auxiliary switches, side mountable
- Module width of only 18mm [0.71 in] (per pole)
- Contact position indicator (red / green)
- 35mm DIN rail mountable, utilizing spring clip

## Applications

- Control power transformers (D curve)
- Relays
- Contactor coils
- PLC I/O points
- Lighting circuits
- Power supplies
- Computers
- Electronic equipment
- Control circuits



# Miniature Supplementary Protectors (UL 1077)

1-, 2- and 3-pole models



Single-Pole



Two-Pole



Three-Pole

### Third party certification and marking

- UL recognized under UL 1077 Category QVNU2, File E508820
- CE File LVD 2014/35/EU
- IEC 60947-2

### Full line of field installable accessories

- Auxiliary switch
- Alarm/Auxiliary Switch
- Shunt trip
- Padlock provision

### Trip curves

- B [3-5 I<sub>n</sub>]
- C [5-10 I<sub>n</sub>]
- D [10-20 I<sub>n</sub>]



## Gladiator Series Supplementary Protectors

Gladiator Series Supplementary Protectors are UL 1077 recognized for applications where branch circuit protection is not required or is already provided. They are thermal magnetic and protect against short circuit (see ratings chart) and overload conditions.

These DIN rail mounted supplementary protectors come in 1-, 2- or 3-pole configurations and are available in three trip curves.


The B-curve magnetic trip point is 3 to 5 times the rated current and is typically used for computers and electronic loads with very low current loads.

The C-curve magnetic trip point is 5 to 10 times the rated current and is typically used for small transformers, pilot devices, etc.

The D-curve magnetic trip point is 10 to 20 times the rated current and is typically used for transformers or with very high inductive loads.

Shunt trips are available for remotely tripping the protector with an external voltage from a control system or alarm device.

A padlocking feature is also available for preventing unauthorized operation. Maintenance personnel can safely work on protected equipment without electrical safety concerns.





# Miniature Supplementary Protectors (UL 1077)



Single-Pole

Gladiator UL 1077 Single-Pole 277 VAC Selection Guide						
Ampere Rating	B-Curve Part Number	Price	C-Curve Part Number	Price	D-Curve Part Number	Price
1	<a href="#"><u>GMCB-1B-1</u></a>	\$8.50	<a href="#"><u>GMCB-1C-1</u></a>	\$8.50	<a href="#"><u>GMCB-1D-1</u></a>	\$8.50
2	<a href="#"><u>GMCB-1B-2</u></a>	\$8.50	<a href="#"><u>GMCB-1C-2</u></a>	\$8.50	<a href="#"><u>GMCB-1D-2</u></a>	\$8.50
3	<a href="#"><u>GMCB-1B-3</u></a>	\$8.50	<a href="#"><u>GMCB-1C-3</u></a>	\$8.50	<a href="#"><u>GMCB-1D-3</u></a>	\$8.50
4	<a href="#"><u>GMCB-1B-4</u></a>	\$8.50	<a href="#"><u>GMCB-1C-4</u></a>	\$8.50	<a href="#"><u>GMCB-1D-4</u></a>	\$8.50
5	<a href="#"><u>GMCB-1B-5</u></a>	\$8.50	<a href="#"><u>GMCB-1C-5</u></a>	\$8.50	<a href="#"><u>GMCB-1D-5</u></a>	\$8.50
6	<a href="#"><u>GMCB-1B-6</u></a>	\$8.50	<a href="#"><u>GMCB-1C-6</u></a>	\$8.50	<a href="#"><u>GMCB-1D-6</u></a>	\$8.50
8	<a href="#"><u>GMCB-1B-8</u></a>	\$8.50	<a href="#"><u>GMCB-1C-8</u></a>	\$8.50	<a href="#"><u>GMCB-1D-8</u></a>	\$8.50
10	<a href="#"><u>GMCB-1B-10</u></a>	\$8.50	<a href="#"><u>GMCB-1C-10</u></a>	\$8.50	<a href="#"><u>GMCB-1D-10</u></a>	\$8.50
15	<a href="#"><u>GMCB-1B-15</u></a>	\$8.50	<a href="#"><u>GMCB-1C-15</u></a>	\$8.50	<a href="#"><u>GMCB-1D-15</u></a>	\$8.50
16	<a href="#"><u>GMCB-1B-16</u></a>	\$8.50	<a href="#"><u>GMCB-1C-16</u></a>	\$8.50	<a href="#"><u>GMCB-1D-16</u></a>	\$8.50
20	<a href="#"><u>GMCB-1B-20</u></a>	\$8.50	<a href="#"><u>GMCB-1C-20</u></a>	\$8.50	<a href="#"><u>GMCB-1D-20</u></a>	\$8.50
25	<a href="#"><u>GMCB-1B-25</u></a>	\$8.50	<a href="#"><u>GMCB-1C-25</u></a>	\$8.50	<a href="#"><u>GMCB-1D-25</u></a>	\$8.50
30	<a href="#"><u>GMCB-1B-30</u></a>	\$8.50	<a href="#"><u>GMCB-1C-30</u></a>	\$8.50	<a href="#"><u>GMCB-1D-30</u></a>	\$8.50
32	<a href="#"><u>GMCB-1B-32</u></a>	\$8.50	<a href="#"><u>GMCB-1C-32</u></a>	\$8.50	<a href="#"><u>GMCB-1D-32</u></a>	\$8.50
40	<a href="#"><u>GMCB-1B-40</u></a>	\$8.50	<a href="#"><u>GMCB-1C-40</u></a>	\$8.50	<a href="#"><u>GMCB-1D-40</u></a>	\$8.50
50	<a href="#"><u>GMCB-1B-50</u></a>	\$9.25	<a href="#"><u>GMCB-1C-50</u></a>	\$9.25	<a href="#"><u>GMCB-1D-50</u></a>	\$9.25
63	<a href="#"><u>GMCB-1B-63</u></a>	\$9.25	<a href="#"><u>GMCB-1C-63</u></a>	\$9.25	<a href="#"><u>GMCB-1D-63</u></a>	\$9.25



Two-Pole

Gladiator UL 1077 Two-Pole 480Y/277 VAC Selection Guide						
Ampere Rating	B-Curve Part Number	Price	C-Curve Part Number	Price	D-Curve Part Number	Price
1	<a href="#"><u>GMCB-2B-1</u></a>	\$17.00	<a href="#"><u>GMCB-2C-1</u></a>	\$17.00	<a href="#"><u>GMCB-2D-1</u></a>	\$17.00
2	<a href="#"><u>GMCB-2B-2</u></a>	\$17.00	<a href="#"><u>GMCB-2C-2</u></a>	\$17.00	<a href="#"><u>GMCB-2D-2</u></a>	\$17.00
3	<a href="#"><u>GMCB-2B-3</u></a>	\$17.00	<a href="#"><u>GMCB-2C-3</u></a>	\$17.00	<a href="#"><u>GMCB-2D-3</u></a>	\$17.00
4	<a href="#"><u>GMCB-2B-4</u></a>	\$17.00	<a href="#"><u>GMCB-2C-4</u></a>	\$17.00	<a href="#"><u>GMCB-2D-4</u></a>	\$17.00
5	<a href="#"><u>GMCB-2B-5</u></a>	\$17.00	<a href="#"><u>GMCB-2C-5</u></a>	\$17.00	<a href="#"><u>GMCB-2D-5</u></a>	\$17.00
6	<a href="#"><u>GMCB-2B-6</u></a>	\$17.00	<a href="#"><u>GMCB-2C-6</u></a>	\$17.00	<a href="#"><u>GMCB-2D-6</u></a>	\$17.00
8	<a href="#"><u>GMCB-2B-8</u></a>	\$17.00	<a href="#"><u>GMCB-2C-8</u></a>	\$17.00	<a href="#"><u>GMCB-2D-8</u></a>	\$17.00
10	<a href="#"><u>GMCB-2B-10</u></a>	\$17.00	<a href="#"><u>GMCB-2C-10</u></a>	\$17.00	<a href="#"><u>GMCB-2D-10</u></a>	\$17.00
15	<a href="#"><u>GMCB-2B-15</u></a>	\$17.00	<a href="#"><u>GMCB-2C-15</u></a>	\$17.00	<a href="#"><u>GMCB-2D-15</u></a>	\$17.00
16	<a href="#"><u>GMCB-2B-16</u></a>	\$17.00	<a href="#"><u>GMCB-2C-16</u></a>	\$17.00	<a href="#"><u>GMCB-2D-16</u></a>	\$17.00
20	<a href="#"><u>GMCB-2B-20</u></a>	\$17.00	<a href="#"><u>GMCB-2C-20</u></a>	\$17.00	<a href="#"><u>GMCB-2D-20</u></a>	\$17.00
25	<a href="#"><u>GMCB-2B-25</u></a>	\$17.00	<a href="#"><u>GMCB-2C-25</u></a>	\$17.00	<a href="#"><u>GMCB-2D-25</u></a>	\$17.00
30	<a href="#"><u>GMCB-2B-30</u></a>	\$17.00	<a href="#"><u>GMCB-2C-30</u></a>	\$17.00	<a href="#"><u>GMCB-2D-30</u></a>	\$17.00
32	<a href="#"><u>GMCB-2B-32</u></a>	\$17.00	<a href="#"><u>GMCB-2C-32</u></a>	\$17.00	<a href="#"><u>GMCB-2D-32</u></a>	\$17.00
40	<a href="#"><u>GMCB-2B-40</u></a>	\$17.00	<a href="#"><u>GMCB-2C-40</u></a>	\$17.00	<a href="#"><u>GMCB-2D-40</u></a>	\$17.00
50	<a href="#"><u>GMCB-2B-50</u></a>	\$19.00	<a href="#"><u>GMCB-2C-50</u></a>	\$19.00	<a href="#"><u>GMCB-2D-50</u></a>	\$19.00
63	<a href="#"><u>GMCB-2B-63</u></a>	\$19.00	<a href="#"><u>GMCB-2C-63</u></a>	\$19.00	<a href="#"><u>GMCB-2D-63</u></a>	\$19.00



# Miniature Supplementary Protectors (UL 1077)



Three-Pole

Gladiator UL 1077 Three-Pole 480Y/277 VAC Selection Guide						
Ampere Rating	B-Curve Part Number	Price	C-Curve Part Number	Price	D-Curve Part Number	Price
1	<a href="#">GMCB-3B-1</a>	\$25.50	<a href="#">GMCB-3C-1</a>	\$25.50	<a href="#">GMCB-3D-1</a>	\$25.50
2	<a href="#">GMCB-3B-2</a>	\$25.50	<a href="#">GMCB-3C-2</a>	\$25.50	<a href="#">GMCB-3D-2</a>	\$25.50
3	<a href="#">GMCB-3B-3</a>	\$25.50	<a href="#">GMCB-3C-3</a>	\$25.50	<a href="#">GMCB-3D-3</a>	\$25.50
4	<a href="#">GMCB-3B-4</a>	\$25.50	<a href="#">GMCB-3C-4</a>	\$25.50	<a href="#">GMCB-3D-4</a>	\$25.50
5	<a href="#">GMCB-3B-5</a>	\$25.50	<a href="#">GMCB-3C-5</a>	\$25.50	<a href="#">GMCB-3D-5</a>	\$25.50
6	<a href="#">GMCB-3B-6</a>	\$25.50	<a href="#">GMCB-3C-6</a>	\$25.50	<a href="#">GMCB-3D-6</a>	\$25.50
8	<a href="#">GMCB-3B-8</a>	\$25.50	<a href="#">GMCB-3C-8</a>	\$25.50	<a href="#">GMCB-3D-8</a>	\$25.50
10	<a href="#">GMCB-3B-10</a>	\$25.50	<a href="#">GMCB-3C-10</a>	\$25.50	<a href="#">GMCB-3D-10</a>	\$25.50
15	<a href="#">GMCB-3B-15</a>	\$25.50	<a href="#">GMCB-3C-15</a>	\$25.50	<a href="#">GMCB-3D-15</a>	\$25.50
16	<a href="#">GMCB-3B-16</a>	\$25.50	<a href="#">GMCB-3C-16</a>	\$25.50	<a href="#">GMCB-3D-16</a>	\$25.50
20	<a href="#">GMCB-3B-20</a>	\$25.50	<a href="#">GMCB-3C-20</a>	\$25.50	<a href="#">GMCB-3D-20</a>	\$25.50
25	<a href="#">GMCB-3B-25</a>	\$25.50	<a href="#">GMCB-3C-25</a>	\$25.50	<a href="#">GMCB-3D-25</a>	\$25.50
30	<a href="#">GMCB-3B-30</a>	\$25.50	<a href="#">GMCB-3C-30</a>	\$25.50	<a href="#">GMCB-3D-30</a>	\$25.50
32	<a href="#">GMCB-3B-32</a>	\$25.50	<a href="#">GMCB-3C-32</a>	\$25.50	<a href="#">GMCB-3D-32</a>	\$25.50
40	<a href="#">GMCB-3B-40</a>	\$25.50	<a href="#">GMCB-3C-40</a>	\$25.50	<a href="#">GMCB-3D-40</a>	\$25.50
50	<a href="#">GMCB-3B-50</a>	\$27.00	<a href="#">GMCB-3C-50</a>	\$27.00	<a href="#">GMCB-3D-50</a>	\$27.00
63	<a href="#">GMCB-3B-63</a>	\$27.00	<a href="#">GMCB-3C-63</a>	\$27.00	<a href="#">GMCB-3D-63</a>	\$27.00



# Miniature Supplementary Protectors Technical Specifications (UL 1077)

Gladiator Miniature Supplementary Protectors – UL 1077				
		<i>B-Curve</i>	<i>C-Curve</i>	<i>D-Curve</i>
<b>Short Circuit Trip Response</b>		3-5 x In	5-10 x In	10-20 x In
<b>Current Rating</b>		1, 2, 3, 4, 5, 6, 8, 10, 15, 16, 20, 25, 30, 32, 40, 50, 63A		
<b>Maximum Voltage Ratings UL / CSA</b>	<b>1-63 A, AC</b>	1P: 120/240V 2P: 240V 3P: 240V		
	<b>1-63 A, AC</b>	1P: 277V 2P: 480Y/277V 3P: 480Y/277V		
	<b>1-63 A, DC</b>	1P: 60V 2P: 125V 3P: 125V		
<b>Thermal Tripping Characteristics (Temperature)</b>	<b>Single-pole</b>	104°F [40°C]		
	<b>Multi-pole</b>			
<b>Interrupting Ratings (@ maximum voltage)</b>	<b>1-pole</b>	AC: 10kA @ 120/240 VAC, 6kA @ 277VAC DC: 10kA @ 60VDC		
	<b>2-pole</b>	AC: 10kA @ 120/240 VAC, 6kA @ 480Y/277VAC DC: 10kA @ 125VDC		
	<b>3-pole</b>			
<b>Rated Frequency</b>		50/60 Hz		
<b>Agency Approvals</b>		UL, CB, ABS		

To obtain the most current agency approval information, see the Agency Approval Checklist section on the specific part number's web page.

Gladiator Miniature Supplementary Protectors - IEC				
		<i>B-Curve</i>	<i>C-Curve</i>	<i>D-Curve</i>
<b>Short Circuit Trip Response</b>		3-5 x In	5-10 x In	10-20 x In
<b>Current Rating</b>		1, 2, 3, 4, 5, 6, 8, 10, 15, 16, 20, 25, 30, 32, 40, 50, 63A		
<b>Maximum Voltage Ratings - IEC 60898-1</b>	<b>1-pole</b>	240/415 VAC		
	<b>2-pole / 3-pole</b>	415VAC		
	<b>2 poles in series</b>			
<b>Thermal Tripping Characteristics (Temperature)</b>	<b>Single-pole</b>	104°F [40°C]		
	<b>Multi-pole</b>			
<b>Interrupt Ratings (At Max Voltage)</b>		6kV		
<b>Rated Frequency</b>		50/60 Hz		

## General Specifications

<b>Lifespan / Endurance</b>	6,000 operations electrical		
<b>Operating Temperature</b>	23°F to 104°F [-5°C to 40°C]		
<b>Housing Material</b>	Engineering plastic		
<b>Mounting Position</b>	On 35mm DIN rail (vertical)		
<b>Weight</b>	<b>1 pole</b>	0.26 lb [120g]	
	<b>2 pole</b>	0.53 lb [240g]	
	<b>3 pole</b>	0.79 lb [360g]	

## Wire Size

<b>Conductor Size Copper Only, 149°F [65°C]</b>	Lug type 14-4 AWG
---	-------------------

## Tightening Torque

<b>Tightening Torque</b>	17.5 lb•in [2 N•m]
--------------------------	--------------------

# Gladiator<sup>®</sup> Series Technical Data (UL 1077)

## Temperature Derating (UL 1077)

Temperature Derating for UL 1077 Influence of Ambient Temperature T on Load Carrying Capacity (UL 1077)													
Device Current Rating in Amps at 77°F [25°C]	$I_n$ (A) at Higher Ambient Temperature												
	-40°F [-40°C]	-22°F [-30°C]	-4°F [-20°C]	14°F [-10°C]	32°F [0°C]	50°F [10°C]	68°F [20°C]	77°F [25°C]	86°F [30°C]	104°F [40°C]	122°F [50°C]	140°F [60°C]	158°F [70°C]
1	1.4	1.3	1.2	1.2	1.1	1.1	1.0	1.0	1.0	0.9	0.8	0.7	0.7
2	2.7	2.6	2.5	2.4	2.3	2.2	2.1	2.0	1.9	1.8	1.6	1.5	1.4
3	4.1	3.9	3.7	3.6	3.4	3.2	3.1	3.0	2.9	2.6	2.4	2.2	2.0
4	5.5	5.2	5.0	4.7	4.5	4.3	4.1	4.0	3.8	3.5	3.2	3.0	2.7
5	6.9	6.5	6.2	5.9	5.7	5.4	5.1	5.0	4.8	4.4	4.0	3.7	3.4
6	8.2	7.8	7.5	7.1	6.8	6.5	6.2	6.0	5.8	5.3	4.8	4.4	4.1
8	11.0	10.5	10.0	9.5	9.0	8.6	8.2	8.0	7.7	7.0	6.5	5.9	5.4
10	13.7	13.1	12.5	11.9	11.3	10.8	10.3	10.0	9.6	8.8	8.1	7.4	6.8
15	20.6	19.6	18.7	17.8	17.0	16.1	15.4	15.0	14.4	13.2	12.1	11.1	10.2
16	22.0	20.9	19.9	19.0	18.1	17.2	16.4	16.0	15.4	14.1	12.9	11.8	10.9
20	27.5	26.2	24.9	23.7	22.6	21.5	20.5	20.0	19.2	17.6	16.1	14.8	13.6
25	34.3	32.7	31.1	29.7	28.3	26.9	25.6	25.0	24.0	22.0	20.2	18.5	17.0
30	41.2	39.2	37.4	35.6	33.9	32.3	30.8	30.0	28.8	26.4	24.2	22.2	20.4
32	44.0	41.9	39.9	38.0	36.2	34.4	32.8	32.0	30.7	28.2	25.8	23.7	21.7
40	54.9	52.3	49.8	47.5	45.2	43.1	41.0	40.0	38.4	35.2	32.3	29.6	27.2
50	68.7	65.4	62.3	59.3	56.5	53.8	51.3	50.0	48.0	44.0	40.4	37.0	33.9
63	86.5	82.4	78.5	74.8	71.2	67.8	64.6	63.0	60.5	55.5	50.9	46.6	42.8

## Power Loss at $I_n$ (UL 1077)

Power Loss at $I_n$			
Characteristic B			
$I_n$ [A]	1p P[W]	2p P[W]	3p P[W]
1	1.6	2.2	4.2
2	1.5	2.9	4.4
3	1.3	2.7	4.2
4	1.3	2.9	4.6
5	1.5	3.5	4.3
6	1.9	2.9	4.3
8	1.5	3.1	4.5
10	1.7	3.5	5.5
15	1.9	3.5	6.2
16	2.1	3.4	6.3
20	3.1	4.3	8.6
25	3.1	5.6	10.1
30	3.3	6.6	10.2
32	3.4	6.8	11.5
40	4.2	8.6	13.2
50	5.3	11.1	15.5
63	6.2	12.9	19.6

Power Loss at $I_n$			
Characteristic C			
$I_n$ [A]	1p P[W]	2p P[W]	3p P[W]
1	1.3	2.1	4.1
2	1.4	2.3	4.3
3	1.2	2.4	4.5
4	1.3	2.7	4.1
5	1.5	3.3	4.2
6	1.3	2.8	3.9
8	1.6	3.0	4.3
10	1.4	3.1	4.9
15	1.6	3.6	5.2
16	1.7	3.3	5.7
20	2.8	4.7	7.9
25	2.9	5.5	9.8
30	3.4	6.7	9.9
32	3.5	7.2	11.2
40	4.1	8.5	13.3
50	5.2	10.8	15.4
63	6.3	13.1	19.2

Power Loss at $I_n$			
Characteristic D			
$I_n$ [A]	1p P[W]	2p P[W]	3p P[W]
1	1.3	2.5	2.9
2	1.5	2.4	3.1
3	1.3	2.1	3.5
4	1.4	2.4	3.9
5	1.4	2.8	3.7
6	1.4	2.4	3.8
8	1.2	2.7	3.8
10	1.5	2.8	4.1
15	1.4	2.7	4.2
16	1.5	3.1	4.5
20	2.1	3.5	4.7
25	2.4	5.2	7.1
30	2.8	5.6	8.5
32	3.1	5.9	9.5
40	4.1	7.9	11.5
50	5.0	9.8	14.7
63	6.1	12.3	18.5





# Miniature Supplementary Protectors Accessories (UL 1077)

Gladiator Miniature Supplementary Protectors Accessories										
Part Number	Price	Description	For Use With	Rating	Control Voltage (U <sub>e</sub> )	Operation Voltage	Trip Voltage	VA/Watt	Operating Time	Dimensions in [mm]
<b>GMCB-AUX11</b>	\$13.50	Auxiliary contact	UL 1077 models	6A @ 240VAC 3A @ 415VAC 1A @ 110VDC 2A @ 48VDC	-	-	-	-	-	0.35x3.19x2.60 [9x81x66]
<b>GMCB-ALM11</b>	\$14.50	Alarm contact	UL 1077 models							
<b>GMCB-SH110-380VAC</b>	\$21.50	Shunt trip	UL 1077 models	-	110-380 VAC 60-220 VDC	80-110% U <sub>e</sub>	-	70	300ms	0.71x3.19x2.60 [18x81x66]



**GMCB-AUX11**




**GMCB-ALM11**



**GMCB-SH110-380VAC**

Gladiator Miniature Circuit Breakers Locking Device						
Part Number	Price	Description	For use with	Lock opening diameter	Weight	To operate
<b>GMCBU-LOCK</b>	\$6.75	Locking device	UL 489 and UL 1077 models	0.28 in [7.0]	Not less than 4.23 oz [120g]	Press button and insert into the handle

Note: Do not overpull by 10kg F.

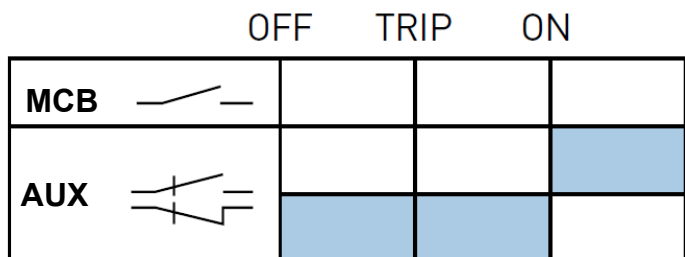




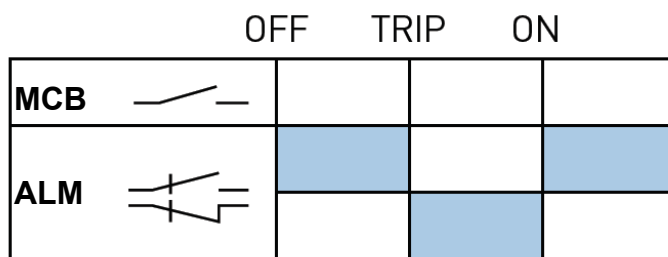
# Miniature Supplementary Protectors Accessories (UL 1077)

## Contact Diagrams

**GMCB-AUX11**



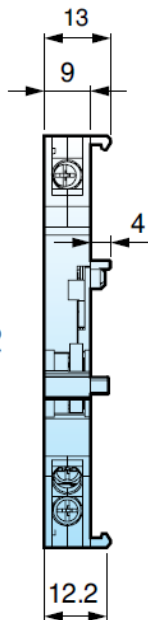
**GMCB-ALM11**



## Connecting Accessories

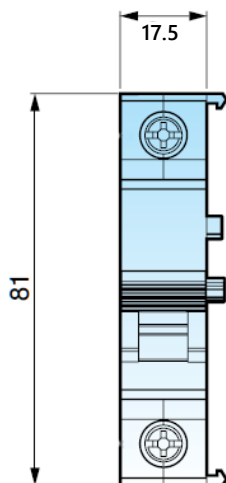
### Auxiliary contacts

Up to 0.71 in  
[18mm]



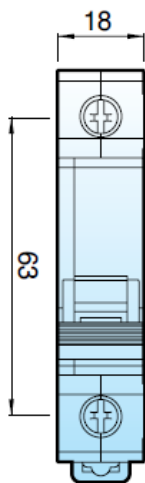
### Tripping devices

Up to 1.42 in  
[36mm]



### Both auxiliary contacts and tripping devices

Up to 2.13 in  
[54mm]



1P : 120g



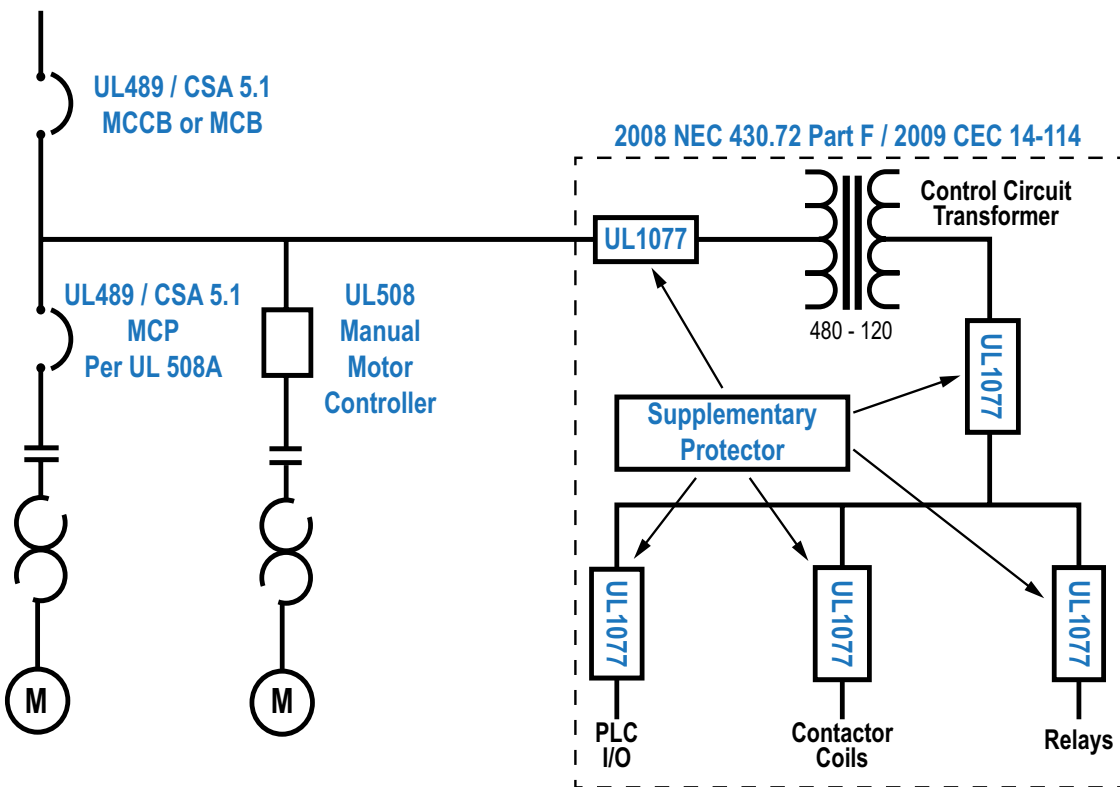
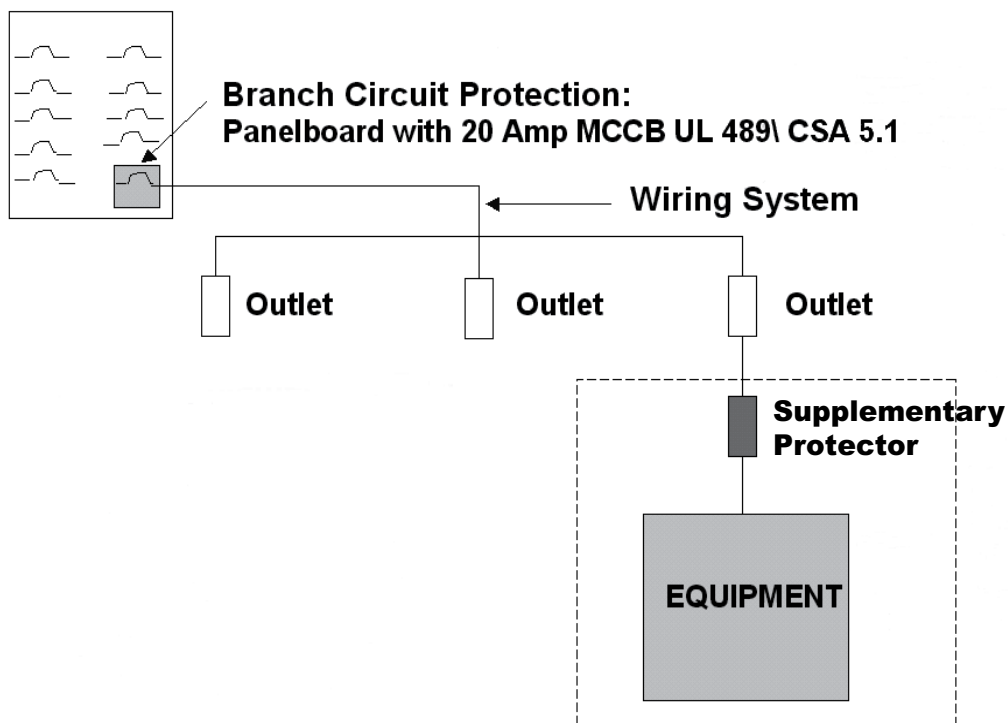
2P : 240g



3P : 360g

# Supplementary Protectors

## Supplementary Protectors Sample Applications



Supplementary protectors are not to be used in feeder circuits or motor circuits. Use them only in applications where branch protection is already provided or is not required.