



# D-Sub Feedthrough Modules

Available in male and female, 9, 15 or 25-pin versions, these connector modules provide a fast, convenient transition between D-Sub connectors and field wiring through the use of screw terminals.

Modules mount on 35mm DIN rail (part #DN-R35S1) or 15mm DIN rail (part #DN-R15S1).



ZL-RTB-DB09

ZL-RTB-DB15

ZL-RTB-DB25

Specifications												
D-Sub Feedthrough Modules	Part #	Pcs/Pkg	Price/Pkg	Weight (lbs)	Part #	Pcs/Pkg	Price/Pkg	Weight (lbs)	Part #	Pcs/Pkg	Price/Pkg	Weight (lbs)
		ZL-RTB-DB09	1	\$34.50	0.08	ZL-RTB-DB15	1	\$44.00	0.13	ZL-RTB-DB25	1	\$55.00
<b>Description 2</b>	9-pin male and female D-sub to terminal blocks				15-pin male and female D-sub to terminal blocks				25-pin male and female D-sub to terminal blocks			
<b>UL Voltage Rating 3</b>	30VDC											
<b>Maximum Current per Circuit</b>	1A											
<b>Number of Circuits</b>	9				15				25			
<b>Wire Range (Rated Cross Section) 1</b>	12–24 AWG Solid or Stranded Copper Conductor (2.5 mm <sup>2</sup> )											
<b>Wire Strip Length</b>	0.24–0.27 in (6–7 mm)											
<b>Screw Torque</b>	4.4 in-lbs (0.5 N·m)											
<b>Surrounding Temperature Range</b>	32 to 140°F (0 to 60°C)											
<b>Terminal Block Contacts</b>	Copper alloy, tin-lead plated											
<b>Cable/Wire Clearances</b>	0.5 in (12.7 mm) Required											
<b>Mounting Restrictions</b>	None											
<b>Connecting Cables (Sold Separately)</b>	ZL-DB9-CBL-2 Click on link: <a href="#">Connection Cable Specifications Tables.</a>				ZL-DB15-CBL-2 Click on link: <a href="#">Connection Cable Specifications Tables.</a>				ZL-DB25-CBL-2 Click on link: <a href="#">Connection Cable Specifications Tables.</a>			
<b>Approvals</b>	File # E200031 UL, cUL, Class 1, Division 2, Groups A,B,C,D Hazardous Locations, CE, EN 61131-2:2007											

1 Use conductors rated for 60°/75°C.

2 Connecting cables are for internal wiring only.

3 Use Class 2 power supply.

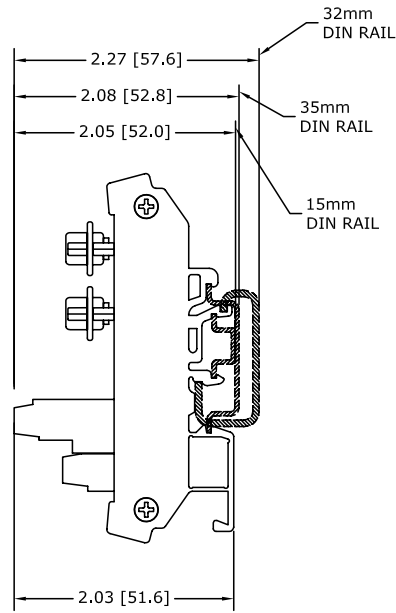
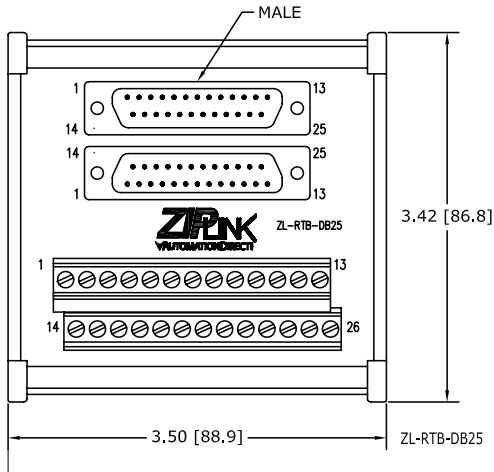


**Note:** See wiring details and dimensional drawings on our Web site at: <http://www.automationdirect.com/static/manuals/ziplinks/ziplinks.html>.

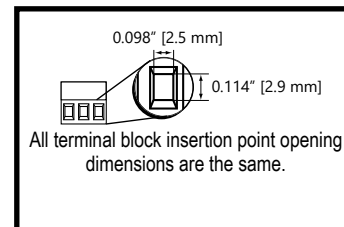
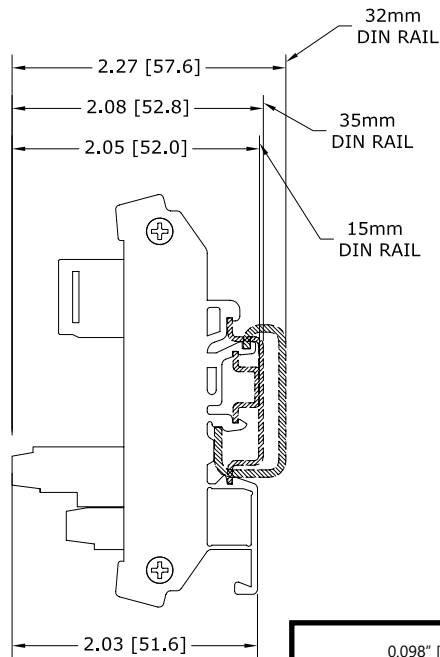
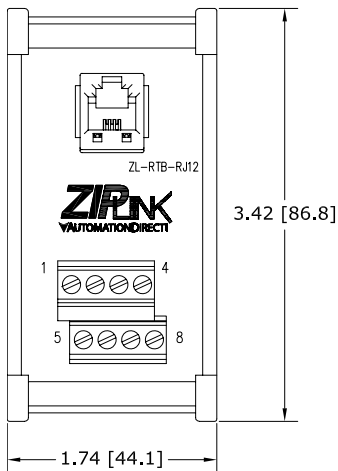
# ZIP LINK<sup>®</sup> Module Dimensions

AUTOMATIONDIRECT<sup>®</sup>

## ZL-RTB-DB09/15/25



## ZL-RTB-RJ12



Note: Dimensions shown in Inches [mm]