



Communication Distribution Modules

The RJ12 multi-port distribution modules allow for fast and convenient RS485 multi-drop connections.

Uses include serial network communication multi-drop to GS series drives, DuraPulse drives and SureServo drives.

Modules mount on 35mm DIN rail (part #DN-R35S1) or 15mm DIN rail (part #DN-R15S1).



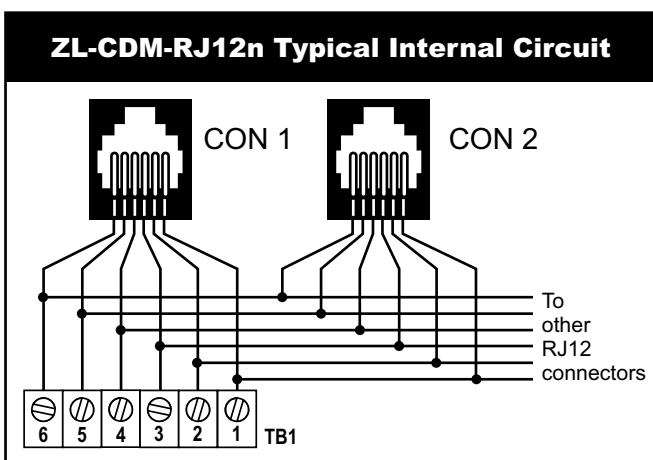
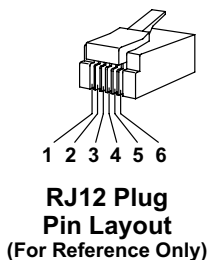
ZL-CDM-RJ12X4



ZL-CDM-RJ12X10

Specifications								
Communication Distribution Modules	Part #	Pcs/Pkg	Price/Pkg	Weight (lbs)	Part #	Pcs/Pkg	Price/Pkg	Weight (lbs)
		ZL-CDM-RJ12X4	1	\$29.00	0.14	ZL-CDM-RJ12X10	1	\$36.50
Description 2	4-port RJ12 Communication Distribution Module				10-port RJ12 Communication Distribution Module			
Voltage Rating 3	30VDC							
Maximum Current per Circuit	1A							
Number of Circuits per RJ12	6							
Terminal Block Contacts	Copper alloy, tin-lead plated							
Wire Range (Rated Cross Section) 1	12–24 AWG Solid or Stranded Copper Conductor (2.5 mm ²)							
Wire Strip Length	0.24–0.27 in (6–7 mm)							
Screw Torque	4.4 in-lbs (0.5 N·m)							
Connecting Cables (Sold Separately)	ZL-RJ12-CBL-2, ZL-RJ12-CBL-2P, GS-RJ12-CBL-2, SVC-232RJ12-CBL-2 Click on link: Connection Cable Specifications Tables .							
Surrounding Temperature Range	32 to 140°F (0 to 60°C)							
Cable/Wire Clearances	0.5 in (12.7 mm) Required							
Mounting Restrictions	None							
Approvals	File # E200031 UL, cUL, Class 1, Division 2, Groups A,B,C,D Hazardous Locations, CE, EN 61131-2:2007							

- 1 Use conductors rated for 60°/75°C.
- 2 Connecting cables are for internal wiring only.
- 3 Use Class 2 power supply.

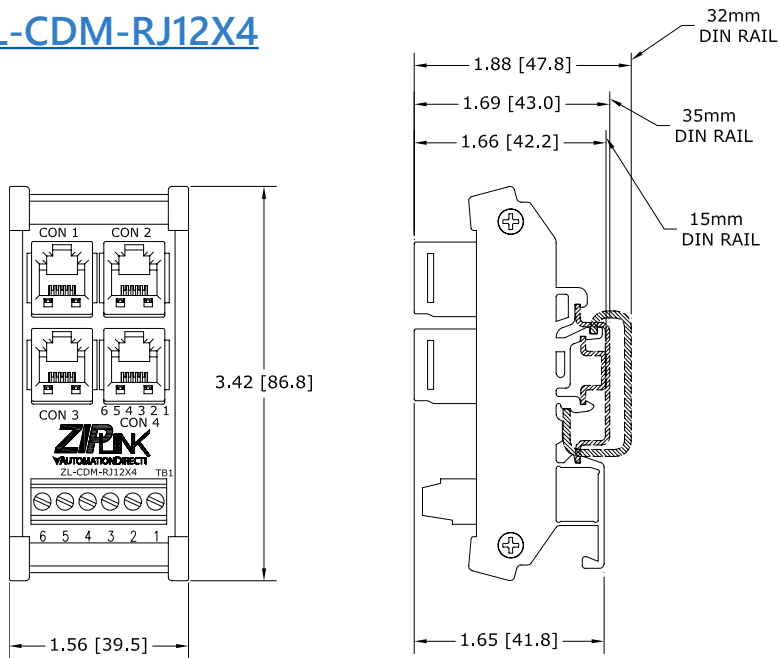


Note: See wiring details and dimensional drawings on our Web site at: <http://www.automationdirect.com/static/manuals/ziplinks/ziplinks.html>.

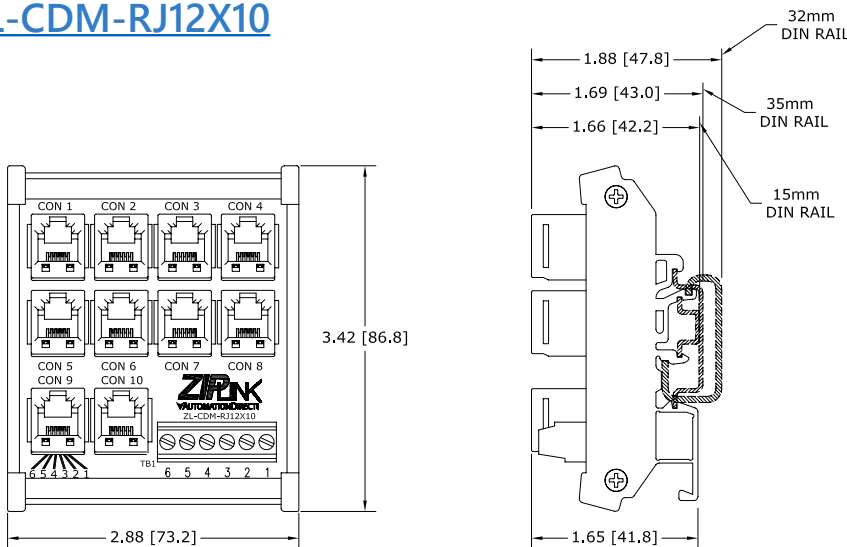
ZIP LINK[®] Module Dimensions

AUTOMATIONDIRECT[®]

ZL-CDM-RJ12X4



ZL-CDM-RJ12X10



Note: Dimensions shown in Inches [mm]

