

FATH® T-Slotted Rail Accessories

Panel and Door Elements

- Recommended ADC Fastener based on part feature and slot depth
- Material: varies by part

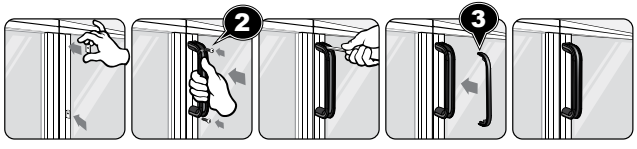



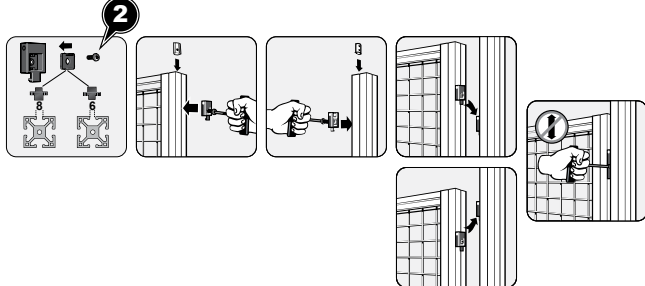
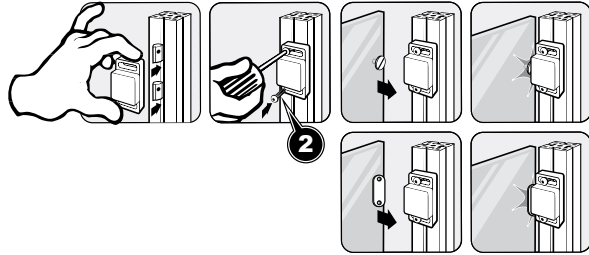



10 Series Panel and Door Elements							
<p>Fits Slot Size 6</p>		<p>10 Series (inch) 1x1 1x2 2x2</p>					
Part Number	Part Image	Price	Description	Recommended Screw Fastener *T-Slot Attachment 2 (ADC Part Number)	Pack Quantity	Material	Drawing Link
151083		\$4.25	Bridge Handle	162995	1	Fiberglass reinforced plastic	PDF
151084		\$6.50	Cover Cap 3	n/a			PDF
151085		\$4.50	Comfort Handle	161087			PDF
151086		\$4.00	Cover Cap 3	n/a			PDF
151149		\$6.50	Comfort Handle	151050			PDF
162910		\$3.00	Panel Holder	151040		Anodized aluminum	PDF
162915		\$5.25					PDF
162920		\$5.25	Panel Mount Block	Fasteners included		Lacquered aluminum	PDF
162921		\$5.25					PDF
162963		\$8.50	Magnetic Catch	161047		Nylon/steel	PDF
162977		\$8.50	Hanger	151040	Die-cast zinc	PDF	
151087		\$110.00	Cover And Reduction Profile, 2000mm long per piece	n/a	25	Polypropylene	PDF

*T-Slot Nut also required

FATH® T-Slotted Rail Accessories

Panel and Door Elements - Continued

Panel and Door Elements Installation	
Bridge Handle and Cover Cap	
Comfort Handle and Cover Cap	
Cover and Reduction Profile	
Panel Holder	
Hanger	
Magnetic Catch	
Panel Mount Block	

FATH® T-Slotted Rail Accessories

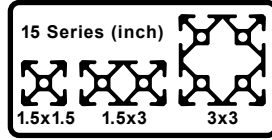
Panel and Door Elements

- Recommended ADC Fastener based on part feature and slot depth
- Material: varies by part



15 Series Panel and Door Elements

Fits Slot Size 8


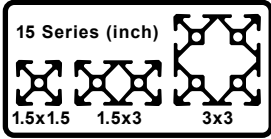













Part Number	Part Image	Price	Description	Recommended Screw Fastener *T-Slot Attachment 2 (ADC Part Number)	Pack Quantity	Material	Drawing Link	
151146		\$6.00	Bridge Handle	161048	1	Fiberglass reinforced plastic	PDF	
151147		\$6.00		151100			PDF	
151148		\$6.25	Cover Cap 3	n/a			PDF	
151149		\$6.50	Comfort Handle	161054			PDF	
151150		\$2.25	Cover Cap 3	n/a			PDF	
151151		\$12.50	Comfort Handle	161054			PDF	
151152		\$3.00	Cover Cap 3	n/a			PDF	
151153		\$33.50	Machine Handle	151100			PDF	
151154		\$47.00	Compact Slam Latch	161050			Die-cast aluminum	PDF
151155		\$58.00	Compact Sliding Door Latch					PDF
151156		\$37.00	Emergency Opener	161087	Fiberglass reinforced plastic	PDF		
151157		\$7.25	Ball Catch	161051		PDF		

*T-Slot Nut also required

FATH® T-Slotted Rail Accessories


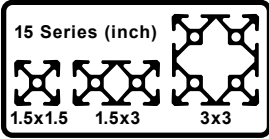





Panel and Door Elements - Continued

15 Series Panel and Door Elements - Continued							
Fits 							
Part Number	Part Image	Price	Description	Recommended Screw Fastener *T-Slot Attachment  (ADC Part Number)	Pack Quantity	Material	Drawing Link
151158		\$14.50	Double Ball Catch	161076	1	Brass	PDF
151159		\$23.00	Door Latch	161087		Die-cast zinc	PDF
162963		\$8.50	Magnetic Catch	161048		Nylon/steel	PDF
162911		\$5.00	Panel Holder	151100		Anodized aluminum	PDF
162916		\$6.00					PDF
162922		\$5.75	Panel Mount Block	Fasteners included		Lacquered aluminum	PDF
162923		\$5.75				Powder-coated aluminum	PDF
162977		\$8.50	Hanger	161050		Die-cast zinc	PDF
162978		\$3.00	Panel Uni-Block	n/a		Nylon	PDF
162979		\$3.00			PDF		

*T-Slot Nut also required

FATH® T-Slotted Rail Accessories


Panel and Door Elements - Continued

15 Series Panel and Door Elements - Continued							
Fits 							
Part Number	Part Image	Price	Description	Recommended Screw Fastener *T-Slot Attachment (ADC Part Number)	Pack Quantity	Material	Drawing Link
151160		\$56.00	Sealing Strip	n/a	2	PVC/TPE	PDF
151163		\$25.00	Cover Profile		1	Nitrile rubber	PDF
162928		\$500.00	Sealing Profile			Nitrile rubber	PDF
151165		\$87.00	Cover Profile		25	Polypropylene	PDF
151164		\$110.00	Cover And Reduction Profile				PDF


*T-Slot Nut also required

Panel and Door Elements Installation

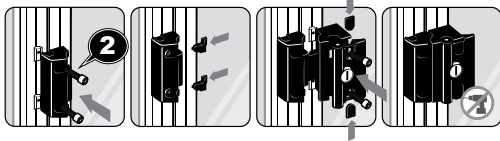
Bridge Handle and Cover Cap




Comfort Handle and Cover Cap



Slam Latch



Sliding Door Latch

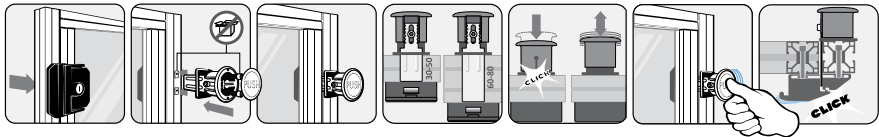


FATH® T-Slotted Rail Accessories

Panel and Door Elements - Continued

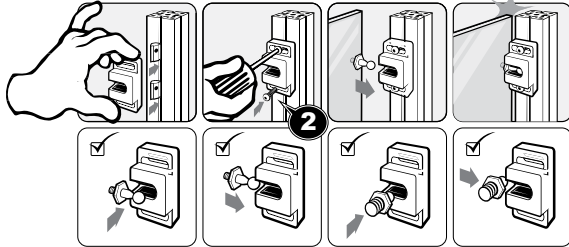
Panel and Door Elements Installation - Continued

Emergency Opener



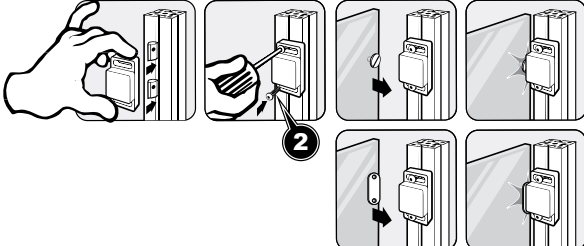
The Emergency Opener section contains seven diagrams. The first three show a hand sliding a black emergency opener onto a door handle. The next two show the internal mechanism of the opener with arrows indicating the direction of movement and the word 'CLICK'. The final diagram shows a hand turning a key on the handle, with a 'CLICK' label.

Ball Catch



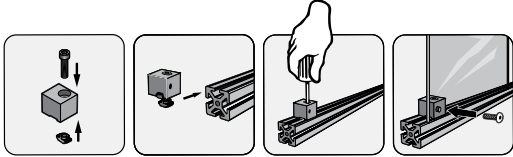
The Ball Catch section contains eight diagrams. The first shows a hand inserting a ball catch into a slot. The second shows a hand turning a screw to adjust the tension, with a circled '2' indicating the second step. The remaining six diagrams show the ball catch being pushed into the slot and secured with a screw.

Magnetic Catch



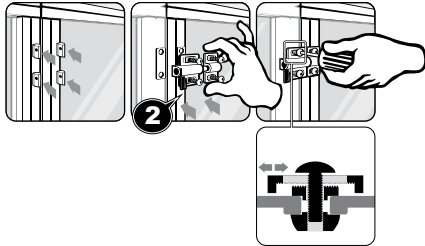
The Magnetic Catch section contains six diagrams. The first shows a hand inserting a magnetic catch into a slot. The second shows a hand turning a screw to adjust the tension, with a circled '2' indicating the second step. The remaining four diagrams show the magnetic catch being pushed into the slot and secured with a screw.

Panel Mount Block



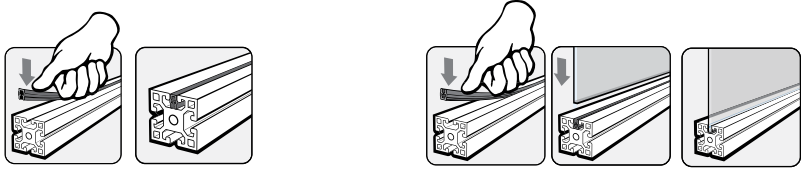
The Panel Mount Block section contains four diagrams. The first shows a hand inserting a block into a slot. The second shows a hand turning a screw to adjust the tension. The third and fourth diagrams show the block being pushed into the slot and secured with a screw.

Door Latch



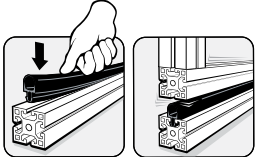
The Door Latch section contains three diagrams. The first shows a hand inserting a latch into a slot. The second shows a hand turning a screw to adjust the tension, with a circled '2' indicating the second step. The third diagram shows a hand pushing the latch into the slot.

Cover and Reduction Profile



The Cover and Reduction Profile section contains five diagrams. The first shows a hand sliding a cover onto a rail. The second shows a hand sliding a reduction profile onto a rail. The third and fourth diagrams show the cover and reduction profile being pushed onto the rail. The fifth diagram shows the cover and reduction profile fully installed on the rail.

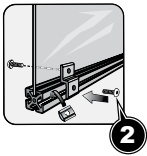
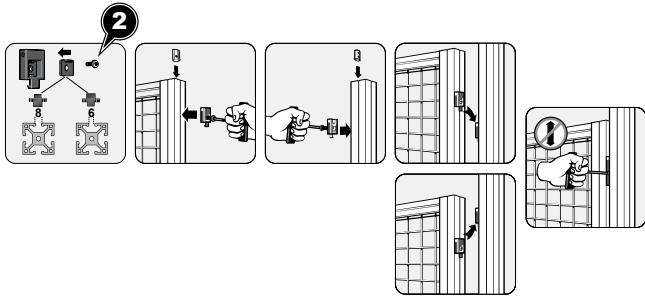
Sealing Profile



The Sealing Profile section contains two diagrams. The first shows a hand sliding a sealing profile onto a rail. The second diagram shows the sealing profile fully installed on the rail.

FATH® T-Slotted Rail Accessories

Panel and Door Elements - Continued

Panel and Door Elements Installation - Continued	
Panel Holder	
Hanger	

FATH® T-Slotted Rail Accessories

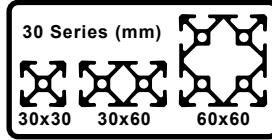
Panel and Door Elements

- Recommended ADC Fastener based on part feature and slot depth
- Material: varies by part



30 Series Panel and Door Elements

Fits  Slot Size 8




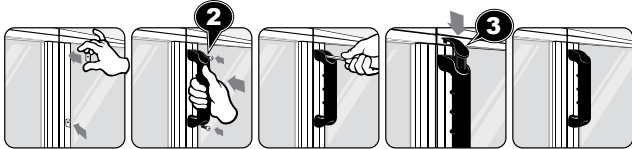
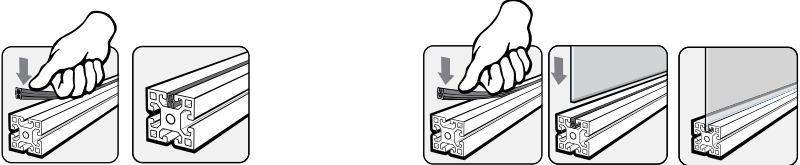
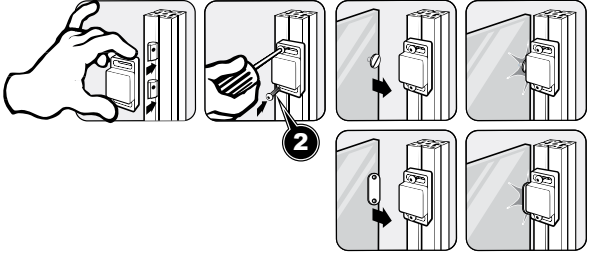
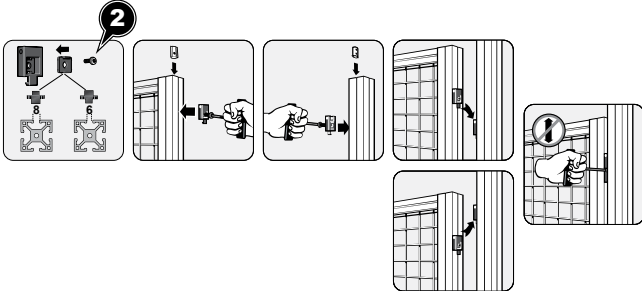

Part Number	Part Image	Price	Description	Recommended Screw Fastener *T-Slot Attachment 2 (ADC Part Number)	Pack Quantity	Material	Drawing Link	
151146		\$6.00	Bridge Handle	161061	1	Fiberglass reinforced plastic	PDF	
151147		\$6.00		161065			PDF	
151148		\$6.25	Cover Cap 3	n/a			PDF	
151149		\$6.50	Comfort Handle	151183			PDF	
151085		\$4.50	Comfort Handle	161095			PDF	
151086		\$4.00	Cover Cap 3	n/a			PDF	
151157		\$7.25	Ball Catch	151162			PDF	
151158		\$14.50	Double Ball Catch	FHCS M4-0.7 x 10mm**			Brass	PDF
162963		\$8.50	Magnetic Catch	161062			Nylon/steel	PDF
162912		\$4.50	Panel Holder	161066			Anodized aluminum	PDF
162917		\$5.75			PDF			
162977		\$8.50	Hanger	161059	Die-cast zinc	PDF		
151210		\$150.00	Cover And Reduction Profile	n/a	25	Thermoplastic elastomer	PDF	

*T-Slot Nut also required

** Recommended fastener not available from AutomationDirect.com

FATH® T-Slotted Rail Accessories

Panel and Door Elements - Continued


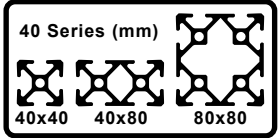












Panel and Door Elements Installation	
Bridge Handle and Cover Cap	
Comfort Handle and Cover Cap	
Cover and Reduction Profile	
Magnetic Catch	
Hanger	
Panel Holder	

FATH® T-Slotted Rail Accessories

Panel and Door Elements

- Recommended ADC Fastener based on part feature and slot depth
- Material: varies by part



40 Series Panel and Door Elements								
		Fits 						
Part Number	Part Image	Price	Description	Recommended Screw Fastener (ADC Part Number)		Pack Quantity	Material	Drawing Link
				Core Hole Attachment 1	*T-Slot Attachment 2			
151146		\$6.00	Bridge Handle	n/a		1	Fiberglass reinforced plastic	PDF
151147		\$6.00			161063			PDF
151148		\$6.25	Cover Cap 3		n/a			PDF
151149		\$6.50	Comfort Handle		161068			PDF
151150		\$2.25	Cover Cap 3		n/a			PDF
151151		\$12.50	Comfort Handle		161054			PDF
151152		\$3.00	Cover Cap 3		n/a			PDF
151153		\$33.50	Machine Handle		161099			PDF
151154		\$47.00	Compact Slam Latch		161061			PDF
151155		\$58.00	Compact Sliding Door Latch					
162971		\$33.00	Sliding Door Guide	Fasteners included	n/a	Die-cast aluminum/nylon	PDF	
151156		\$37.00	Emergency Opener	n/a	161060	Fiberglass reinforced plastic	PDF	

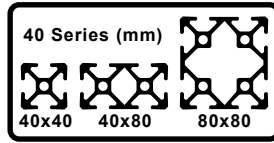
*T-Slot Nut also required


FATH® T-Slotted Rail Accessories

Panel and Door Elements - Continued

40 Series Panel and Door Elements - Continued

Fits  Slot Size 8


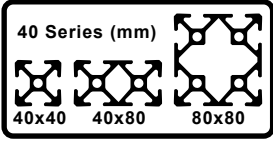






Part Number	Part Image	Price	Description	Recommended Screw Fastener (ADC Part Number)		Pack Quantity	Material	Drawing Link
				Core Hole Attachment 1	*T-Slot Attachment 2			
151157		\$7.25	Ball Catch	n/a	161063	1	Fiberglass reinforced plastic	PDF
151158		\$14.50	Double Ball Catch		161076		Brass	PDF
151159		\$23.00	Door Latch		161061		Die-cast zinc	PDF
162963		\$8.50	Magnetic Catch		161063		Nylon/steel	PDF
162913		\$5.00	Panel Holder		161068		Anodized aluminum	PDF
162918		\$6.00						PDF
162924		\$5.75	Panel Mount Block		Fasteners included		Lacquered aluminum	PDF
162925		\$5.75					Powder-coated aluminum	PDF
162928		\$500.00	Sealing Profile		n/a		Nitrile rubber	PDF
162977		\$8.50	Hanger		161059		1	Die-cast zinc
162978		\$3.00	Panel Uni-Block	n/a	10	Nylon	PDF	
162979		\$3.00					PDF	

*T-Slot Nut also required

FATH® T-Slotted Rail Accessories


Panel and Door Elements - Continued

40 Series Panel and Door Elements - Continued								
		Fits 						
Part Number	Part Image	Price	Description	Recommended Screw Fastener (ADC Part Number)		Pack Quantity	Material	Drawing Link
				Core Hole Attachment 1	*T-Slot Attachment 2			
151160		\$56.00	Sealing Strip			2	PVC/TPE	PDF
151163		\$25.00	Cover Profile		n/a	1	Nitrile rubber	PDF
151165		\$87.00		25		Polypropylene	PDF	
151164		\$110.00	Cover And Reduction Profile					PDF


*T-Slot Nut also required

Panel and Door Elements Installation

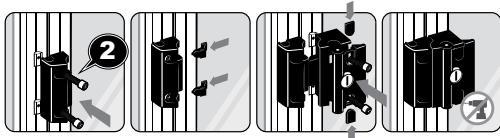
Bridge Handle and Cover Cap




Comfort Handle and Cover Cap



Slam Latch



Sliding Door Latch

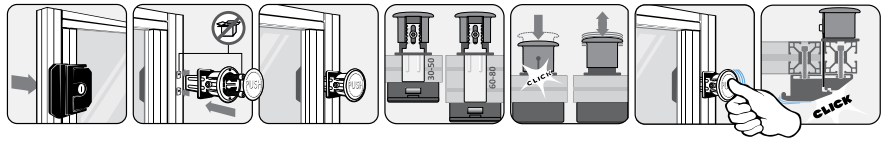


FATH[®] T-Slotted Rail Accessories

Panel and Door Elements - Continued

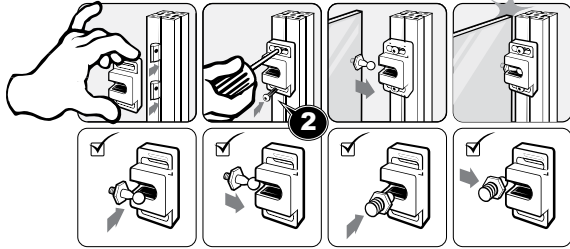
Panel and Door Elements Installation - Continued

Emergency Opener



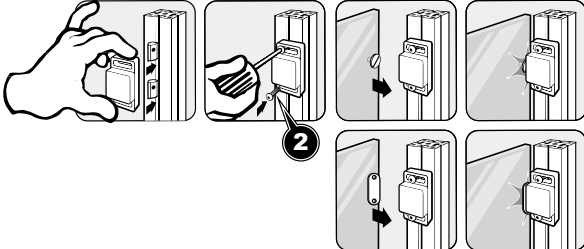
The Emergency Opener section contains seven diagrams. The first three show a hand sliding a black emergency opener onto a door handle. The next two show the internal mechanism of the opener, with arrows indicating the direction of movement and the word 'CLICK' appearing twice. The final diagram shows a hand turning the handle, with 'CLICK' written next to it.

Ball Catch



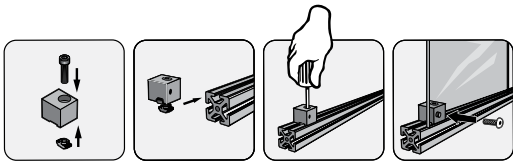
The Ball Catch section contains eight diagrams. The first shows a hand inserting a ball catch into a slot on a panel. The second shows a hand turning a screw to adjust the ball catch. The third and fourth show the ball catch being pushed into the slot. The fifth and sixth diagrams show the ball catch being pushed into the slot, with a checkmark and an arrow indicating the direction of movement. The seventh and eighth diagrams show the ball catch being pushed into the slot, with a checkmark and an arrow indicating the direction of movement.

Magnetic Catch



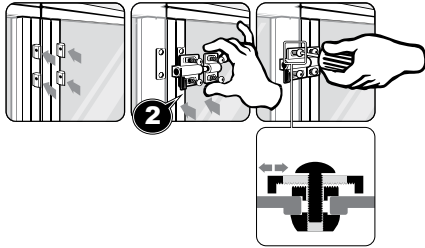
The Magnetic Catch section contains six diagrams. The first shows a hand inserting a magnetic catch into a slot on a panel. The second shows a hand turning a screw to adjust the magnetic catch. The third and fourth diagrams show the magnetic catch being pushed into the slot. The fifth and sixth diagrams show the magnetic catch being pushed into the slot, with a checkmark and an arrow indicating the direction of movement.

Panel Mount Block




The Panel Mount Block section contains four diagrams. The first shows a hand inserting a panel mount block into a slot on a panel. The second shows a hand turning a screw to adjust the panel mount block. The third and fourth diagrams show the panel mount block being pushed into the slot.

Door Latch



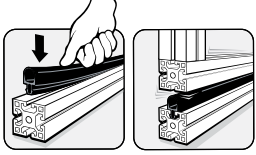
The Door Latch section contains four diagrams. The first shows a hand inserting a door latch into a slot on a panel. The second shows a hand turning a screw to adjust the door latch. The third and fourth diagrams show the door latch being pushed into the slot. Below the fourth diagram is a cross-sectional diagram of the door latch mechanism.

Cover and Reduction Profile



The Cover and Reduction Profile section contains six diagrams. The first shows a hand inserting a cover profile into a slot on a panel. The second shows a hand turning a screw to adjust the cover profile. The third and fourth diagrams show the cover profile being pushed into the slot. The fifth and sixth diagrams show the cover profile being pushed into the slot.

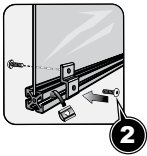
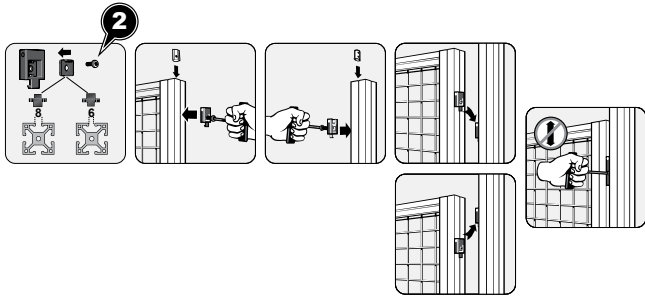
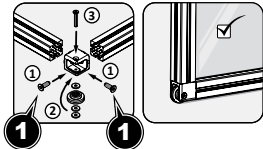
Sealing Profile



The Sealing Profile section contains two diagrams. The first shows a hand inserting a sealing profile into a slot on a panel. The second shows a hand turning a screw to adjust the sealing profile.

FATH[®] T-Slotted Rail Accessories

Panel and Door Elements - Continued

Panel and Door Elements Installation - Continued	
Panel Holder	
Hanger	
Sliding Door Guide	

FATH® T-Slotted Rail Accessories

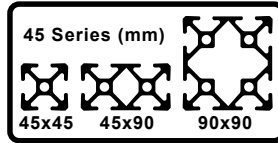
Panel and Door Elements

- Recommended ADC Fastener based on part feature and slot depth
- Material: varies by part



45 Series Panel and Door Elements

Fits Slot Size 10


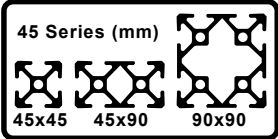










Part Number	Part Image	Price	Description	Recommended Screw Fastener (ADC Part Number)		Pack Quantity	Material	Drawing Link
				Core Hole Attachment 1	*T-Slot Attachment 2			
151146		\$6.00	Bridge Handle	n/a	161063	1	Fiberglass reinforced plastic	PDF
151147		\$6.00			161067			PDF
151148		\$6.25	Cover Cap 3		n/a			PDF
151149		\$6.50	Comfort Handle		151241			PDF
151150		\$2.25	Cover Cap 3		n/a			PDF
151151		\$12.50	Comfort Handle		151241			PDF
151152		\$3.00	Cover Cap 3		n/a			PDF
151153		\$33.50	Machine Handle		161100			PDF
151154		\$47.00	Compact Slam Latch		161061			PDF
151155		\$58.00	Compact Sliding Door Latch					
162972		\$34.00	Sliding Door Guide	Fasteners included	n/a	Die-cast aluminum/nylon	PDF	
151156		\$37.00	Emergency Opener	n/a	161094	Fiberglass reinforced plastic	PDF	
162963		\$8.50	Magnetic Catch		161063	Nylon/steel	PDF	

*T-Slot Nut also required

FATH® T-Slotted Rail Accessories



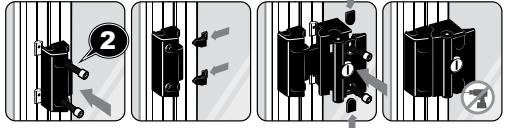

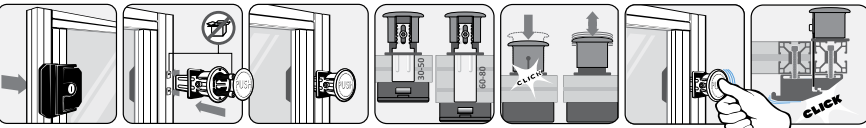


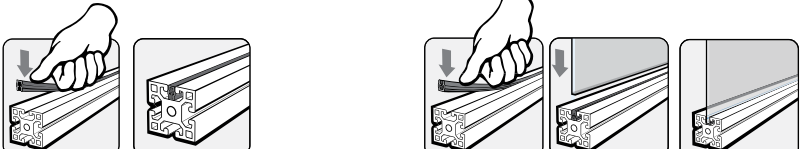
Panel and Door Elements - Continued

45 Series Panel and Door Elements - Continued							
		Fits 					
Part Number	Part Image	Price	Description	Recommended Screw Fastener *T-Slot Attachment 2 (ADC Part Number)	Pack Quantity	Material	Drawing Link
<u>162914</u>		\$5.75	Panel Holder	<u>161068</u>	1	Anodized aluminum	<u>PDF</u>
<u>162919</u>		\$8.25					<u>PDF</u>
<u>162926</u>		\$7.25	Panel Mount Block	Fasteners included		Lacquered aluminum	<u>PDF</u>
<u>162927</u>		\$7.25			Powder-coated aluminum	<u>PDF</u>	
<u>162980</u>		\$3.25	Panel Uni-Block	n/a	10	Nylon	<u>PDF</u>
<u>151269</u>		\$57.00	Sealing Strip		2	PVC/TPE	<u>PDF</u>
<u>151272</u>		\$110.00	Cover Profile		25	Polypropylene	<u>PDF</u>
<u>162981</u>		\$190.00	Cover And Reduction Profile				<u>PDF</u>

*T-Slot Nut also required


FATH® T-Slotted Rail Accessories

Panel and Door Elements - Continued

Panel and Door Elements Installation	
Bridge Handle and Cover Cap	
Comfort Handle and Cover Cap	
Slam Latch	
Sliding Door Latch	
Emergency Opener	
Magnetic Catch	
Panel Mount Block	
Cover and Reduction Profile	

FATH[®] T-Slotted Rail Accessories

Panel and Door Elements - Continued

Panel and Door Elements Installation - Continued	
<i>Panel Holder</i>	
<i>Sliding Door Guide</i>	