


Power Supplies: Open Frame

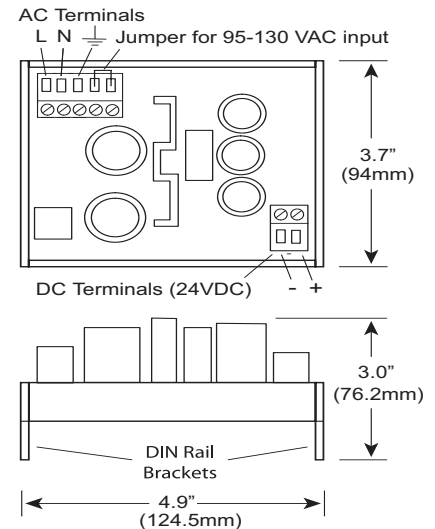
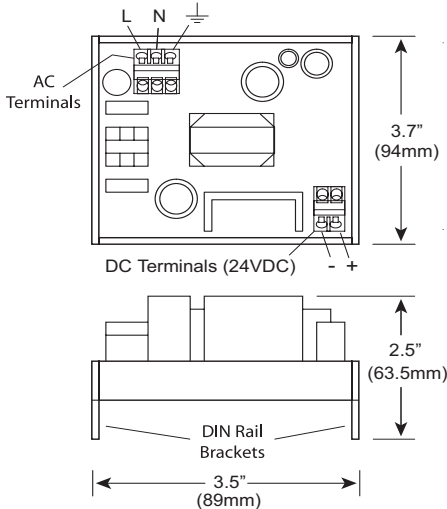

The most economical choice for 24 VDC power



These power supplies are especially useful when an inexpensive external supply is required.

The [FA-24PS](#) compact switching power supply accepts 120/240VAC or 100-240VDC input and provides up to 1.25A (30 watts) output current at 24VDC.

The [FA-24PS-90](#) supplies 3.7 A (90 watts) at 24VDC and its input is jumper selectable between 120 or 240VAC.



General Specifications		
Part Number	FA-24PS	FA-24PS-90
Price	\$73.00	\$101.00
Drawing Link	PDF	PDF
Input Voltage Range	100-240VAC/DC	95-130VAC or 190-264VAC, jumper selectable
Input Voltage Frequency	47 to 63Hz	47 to 63Hz
Input Power	40VA	112VA
Output Voltage	24VDC \pm 5%	24VDC \pm 5%
Output Current	1.25 A maximum continuous	3.7 A maximum continuous, subject to derating
Output Ripple	\pm 200mV maximum	\pm 200mV maximum
Temperature Rating	0 to 60°C full rated	0 to 30°C full rated; derate current 1.1% per degree above 30°C; 60°C max
Transient Response	Output stays within 1% for a load current change from 75% [0.9A] to either 50% [0.6A] or 100% [1.25A]	Output stays within 1% for a load current change from 75% [2.8A] to either 50% [1.8A] or 100% [3.7A]
Mounting	DIN rail, 35mm wide; Models DN-R35S1 or DN-R35HS1	DIN rail, 35mm wide; Models DN-R35S1 or DN-R35HS1
Screw Terminals	Wire Size: 18-12AWG Rec. Screw Torque: 4.4 in•lb or 0.5 Nm	Wire Size: 18-12AWG Rec. Screw Torque: 4.4 in•lb or 0.5 Nm
Insulation Resistance	10 M Ω at 500V minimum	10 M Ω at 500V minimum
Dielectric Withstand Voltage	L or N Input to Output: 500 V min; Ground Input to Output: 250V min	L or N Input to Output: 500 V min; Ground Input to Output: 250V min
Brown-out Protection	Provides temporary regulation down to 85VAC at full load	Provides temporary regulation at 95VAC at full load
Input Protection	The power supply has an internal fuse for the AC input line, rated at 3.15 amps; not user replaceable; external input fusing required.	The power supply has an internal fuse for the AC input line, rated at 3.15 amps; not user replaceable; external input fusing required.
Overload Protection	Protects power supply from overload and short circuit conditions. Includes automatic recovery upon removal of the overload condition	Protects power supply from overload and short circuit conditions. Includes automatic recovery upon removal of the overload condition
Inrush Current (2mS)	115V <12.5 A / 230VAC <13.9 A	115VAC <79A / 230VAC <37A
Overshoot Protection	No overshoot on turn-on or turn-off	No overshoot on turn-on or turn-off
Agency Standards and Approvals	UL 508; Class I, Div 2, Groups A, B, C, D hazardous locations; CUL, UL Listed File No. E200031	