

# Mechanical Hygrostats



## Applications

- Designed to control relative humidity inside enclosures
- When connected to an enclosure heater (dehumidifier), it will energize the heater at the humidity set point in order to raise the dew point
- Helps prevent damage and malfunction of electronic components caused by condensation and corrosion
- Can be used to control heaters, cooling fans, warning lights, or other devices

## Features

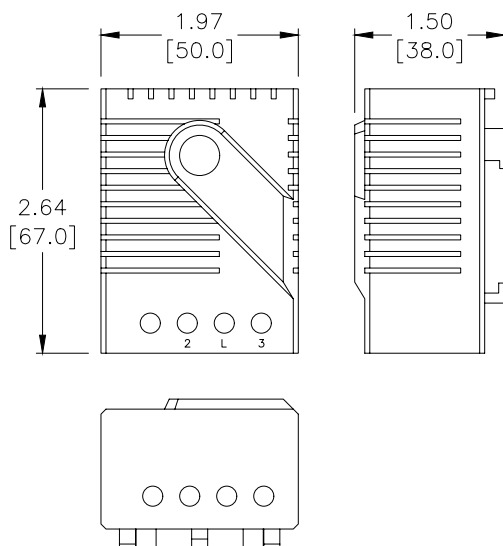
- Efficient condensation control
- Adjustable thumbwheel setting
- High switching capacity
- DIN rail mountable



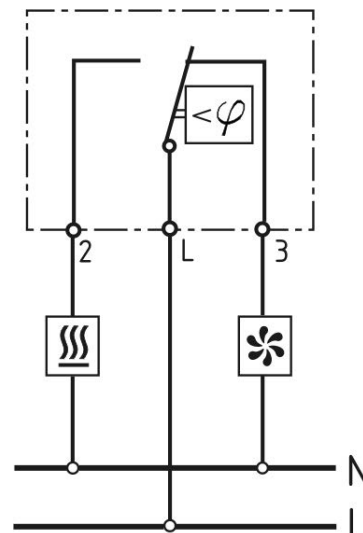
Mechanical Hygrostat		
Part Number	Price	Setting Range
012200-00	\$98.00	35 to 95% RH

Mechanical Hygrostats Specifications	
<b>Switching Difference</b>	4% RH at 50% RH
<b>Switching Tolerance</b>	±3% RH
<b>Permissible air velocity</b>	50 ft/sec [15 m/s]
<b>Contact Type</b>	SPDT / change-over contact
<b>Service Life</b>	>50,000 cycles
<b>Min. Switching Capacity</b>	100mA @ AC/DC 20V
<b>Max. Switching Capacity</b>	5A resistive @ AC 250V DC 20W
<b>Connection</b>	3-pole terminal, 0.5 Nm max. clamping torque 14 AWG [2.5 mm <sup>2</sup> ] max. solid wire 16 AWG [1.5 mm <sup>2</sup> ] max. stranded wire with wire end ferrule
<b>Housing</b>	Plastic, UL 94V-0, light gray
<b>Mounting</b>	Clip for 35mm DIN rail, EN 60715
<b>Mounting Position</b>	Vertical
<b>Operating / Storage Temperature</b>	32 to 140°F [0 to 60°C] / -40 to 140°F [-40 to 60°C]
<b>Operating / Storage Humidity</b>	Max. 95% RH (non-condensing)
<b>Weight</b>	2.0 oz [60 g]
<b>Protection Type</b>	IP20
<b>Approvals</b>	Recognized File No. E164102, CE, EAC, RoHS 2 compliant

## Dimensions



## Wiring Diagram



# Electronic Hygrostats



012450-00 and 012459-00

## Applications

The electronic hygrostats (humidistats) sense the relative humidity in an enclosure and turn on a heater at the set point. This helps prevent the formation of condensation in the enclosure. The integrated LED is lit when the connected device is in operation.

## Features

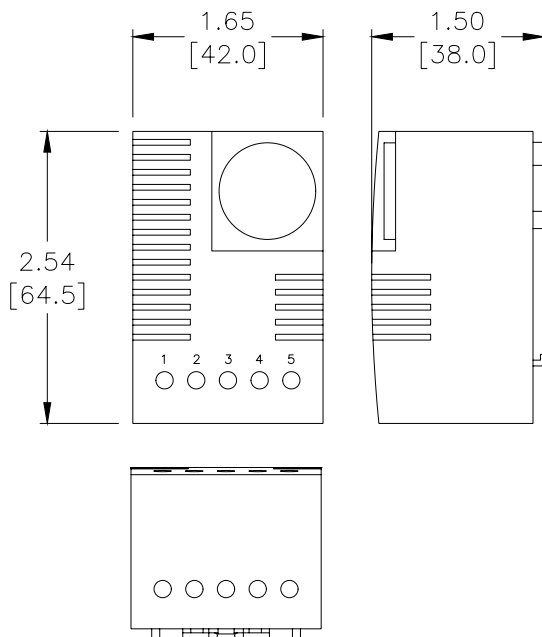
- Adjustable relative humidity setpoints
- Compact design
- High switching capacity
- Visual function display
- DIN rail mounting



Electronic Hygrostats			
PartNumber	Price	OperatingVoltage	SettingRange
<a href="#">012450-00</a>	\$76.00	230VAC	40% to 90% RH
<a href="#">012459-00</a>	\$76.00	120VAC	40% to 90% RH
<a href="#">012460-00</a>	\$76.00	230VAC	65% RH preset
<a href="#">012469-00</a>	\$76.00	120VAC	65% RH preset

Electronic Hygrostats Specifications	
<b>Switching Difference</b>	5% RH at 77°F [25°C] and 50% RH
<b>Switching Tolerance</b>	±1% RH
<b>Reaction Time</b>	Approximately 5 seconds
<b>Contact Type</b>	SPDT / change-over contact (relay)
<b>Service Life</b>	50,000 cycles
<b>Max. Switching Capacity(relay output)</b>	8A resistive / 1.6 A inductive @ AC 120V 8A resistive / 1.6 A inductive @ AC240V 100W @ DC 24V
<b>Max. Inrush Current</b>	AC 16A for 10 sec.
<b>Connection</b>	5-pole terminal, 0.5 N m max. clamping torque 14 AWG [2.5mm] max. solid wire 16 AWG [1.5 mm <sup>2</sup> ] max. stranded wire with wire end ferrule
<b>Housing</b>	Plastic, UL 94V-0, light gray
<b>Mounting</b>	Clip for 35mm DIN rail, EN 60715
<b>Mounting Position</b>	Vertical
<b>Operating Temperature</b>	32 to 140°F [0 to 60°C]
<b>Storage Temperature</b>	-4 to 176°F [-20 to 80°C]
<b>Max. Storage Humidity</b>	90% RH (non-condensing)
<b>Weight</b>	0.14 lb [65 g]
<b>Protection Type</b>	IP20
<b>Approvals</b>	UL Recognized File No. E164102, CE, VDE, EAC, RoHS 2 compliant

## Dimensions



## Wiring Diagram

