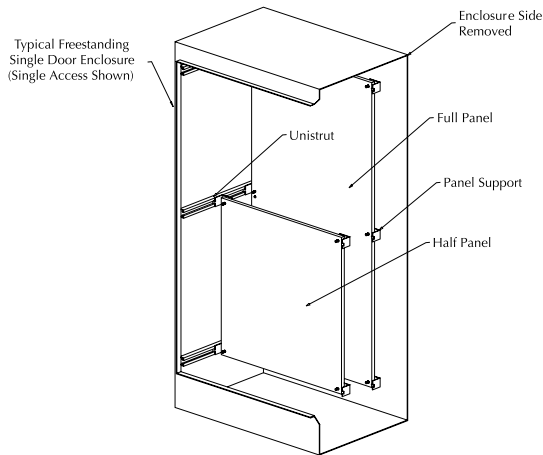


WA-F1/F2 Panels for Single-Door Freestanding Enclosures



Description

- Panels for single-door single-access and single-door dual-access, freestanding NEMA 12, and freestanding NEMA 4 enclosures
- Can be positioned anywhere along horizontal depth-wise mounting channels
- Half-height panels can be located in the upper or lower portion of the enclosure
- Mounting hardware is furnished with each panel
- Painted steel subpanels are painted white polyester powder over phosphatized surfaces
- Galvanized subpanels have a conductive finish (no paint)
- May be used in two-door enclosures along with other freestanding accessories

Shipping Schedule

Same day 1 - 5 days 1 - 7 days 1 - 15 days 1 - 20 days

Color indicates shipping lead time in business days.

Painted Steel	Price	Galvanized	Price	Steel Gauge	Panel Size HxW	Subpanel Type
WA60P24F1	\$342.00	WA60P24F1G	Retired	12	48.00 x 20.00 [1219 x 508]	Full
WA60P24F2	\$246.00	WA60P24F2G	Retired	10	24.88 x 20.00 [632 x 508]	Half
WA60P36F1	\$441.00	WA60P36F1G	\$441.00	12	48.00 x 32.00 [1219 x 813]	Full
WA60P36F2	\$278.00	WA60P36F2G	\$278.00	12	24.88 x 32.00 [632 x 813]	Half
WA72P24F1	\$383.00	WA72P24F1G	\$383.00	12	60.00 x 20.00 [1524 x 508]	Full
WA72P24F2	Retired	WA72P24F2G	Retired	12	30.88 x 20.00 [784 x 508]	Half
WA72P30F1	\$445.00	WA72P30F1G	\$482.00	12	60.00 x 26.00 [1524 x 660]	Full
WA72P30F2	Retired	WA72P30F2G	Retired	10	30.88 x 26.00 [784 x 660]	Half
WA72P36F1	\$507.00	WA72P36F1G	\$507.00	12	60.00 x 32.00 [1524 x 813]	Full
WA72P36F2	Retired	WA72P36F2G	Retired	12	30.88 x 32.00 [784 x 813]	Half
WA90P24F1	\$445.00	WA90P24F1G	\$445.00	12	78.00 x 20.00 [1981 x 508]	Full
WA90P24F2	Retired	WA90P24F2G	Retired	10	39.88 x 20.00 [1013 x 508]	Half
WA90P36F1	\$607.00	WA90P36F1G	\$607.00	12	78.00 x 32.00 [1981 x 813]	Full
WA90P36F2	Retired	WA90P36F2G	Retired	10	39.88 x 32.00 [1013 x 813]	Half

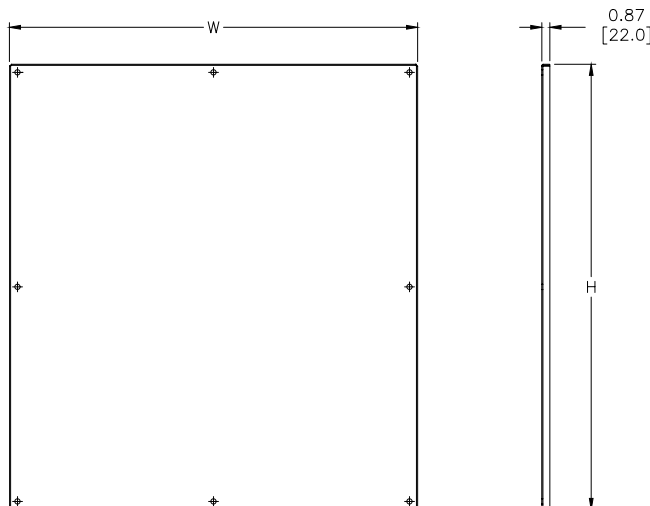
Notes: Dimensions in inches [millimeters].

Letters in table correspond to letters on dimensional drawing.

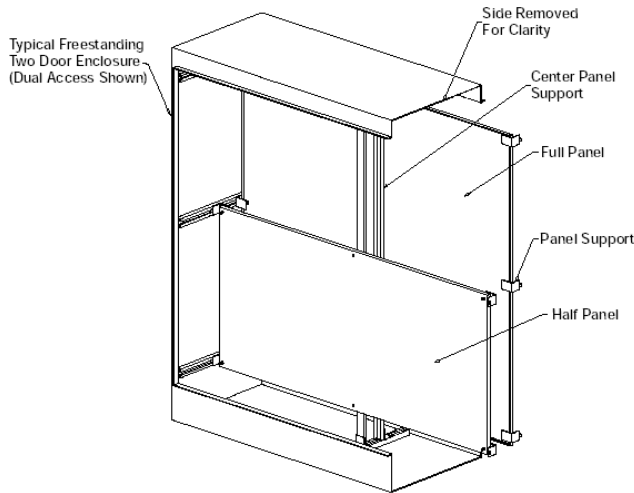
If used in a two-door enclosure, a center panel support must be ordered.

Suffix F1= full panel, F2 = half panel

Dimensions



WA-F1/F2 Panels for Two-Door Freestanding Enclosures



Description

- Panels for two-door single-access and two-door dual-access, freestanding NEMA 12 enclosures
- Manufactured of 10-gauge steel and can be positioned anywhere along horizontal depth-wise mounting channels
- Half-height panels can be located in the upper or lower portion of the enclosure
- Mounting hardware is furnished with each panel
- Painted steel subpanels are painted white polyester powder over phosphatized surfaces
- Galvanized subpanels have a conductive finish (no paint)

Shipping Schedule

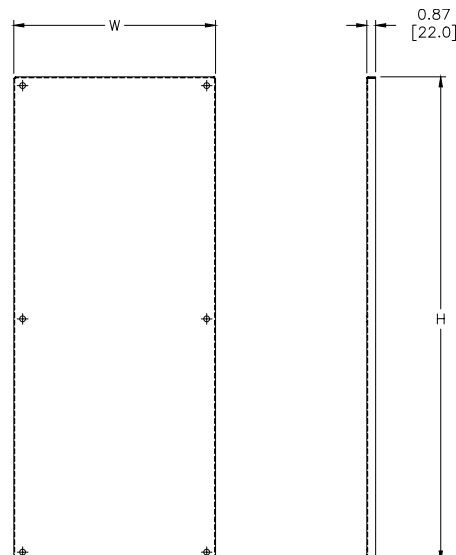
Same day 1 - 5 days 1 - 7 days 1 - 15 days 1 - 20 days

Color indicates shipping lead time in business days.

Painted Steel	Price	Galvanized	Price	Panel Size AxB	Subpanel Type
WA60P48F1	\$708.00	WA60P48F1G	\$708.00	48.00 x 44.00 [1219 x 1118]	Full
WA60P48F2	Retired	WA60P48F2G	Retired	24.88 x 44.00 [632 x 1118]	Half
WA72P48F1	\$801.00	WA72P48F1G	\$801.00	60.00 x 44.00 [1524 x 1118]	Full
WA72P48F2	Retired	WA72P48F2G	Retired	30.88 x 44.00 [784 x 1118]	Half
WA72P60F1	\$928.00	WA72P60F1G	\$928.00	60.00 x 56.00 [1524 x 1422]	Full
WA72P60F2	Retired	WA72P60F2G	Retired	30.88 x 56.00 [784 x 1422]	Half
WA72P72F1	\$1,055.00	—	—	68.00 x 68.00 [1727 x 1727]	Full
WA72P72F2	Retired	WA72P72F2G	Retired	30.88 x 68.88 [784 x 1727]	Half
WA90P48F1	\$942.00	WA90P48F1G	\$1,020.00	78.00 x 44.00 [1981 x 1118]	Full
WA90P48F2	Retired	WA90P48F2G	Retired	39.88 x 44.00 [1013 x 1118]	Half
WA90P72F1	\$1,272.00	—	—	78.00 x 68.00 [1981 x 1727]	Full
WA90P72F2	Retired	WA90P72F2G	Retired	39.88 x 68.00 [1013 x 1727]	Half

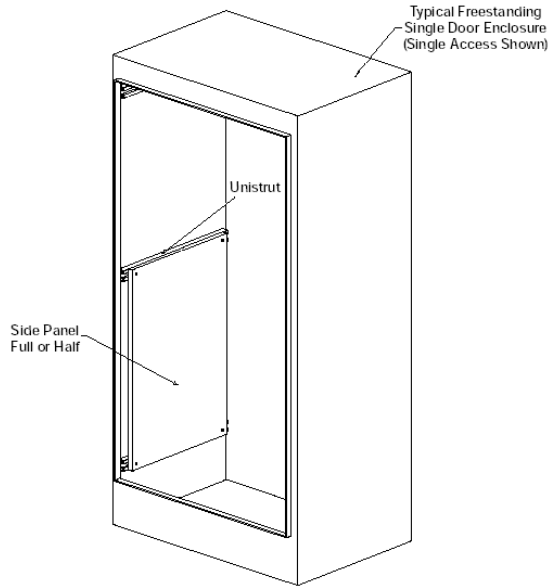
Notes: Dimensions in inches [millimeters].
 Letters in table correspond to letters on dimensional drawing.
 Suffix F1 = full panel, F2 = half panel

Dimensions



Note: Center panel support is supplied with a regular two-door enclosure panel. This support is used only as a brace. It is not intended to be used as a support for single-door subpanels, relay racks, etc. Use WA_FSCPS panel supports for this purpose.

WA-SMP Series Side-Mount Panels for Freestanding Enclosures



Description

- Panels for freestanding NEMA 4 and freestanding NEMA 12 enclosures
- Panels are fabricated from 12-gauge steel
- They provide extra mounting space on the sides of the enclosure
- Mounting hardware is furnished with each panel
- Painted steel subpanels are painted white polyester powder over phosphatized surfaces
- Galvanized subpanels have a conductive finish (no paint)
- Panels attach securely to mounting channels

Shipping Schedule

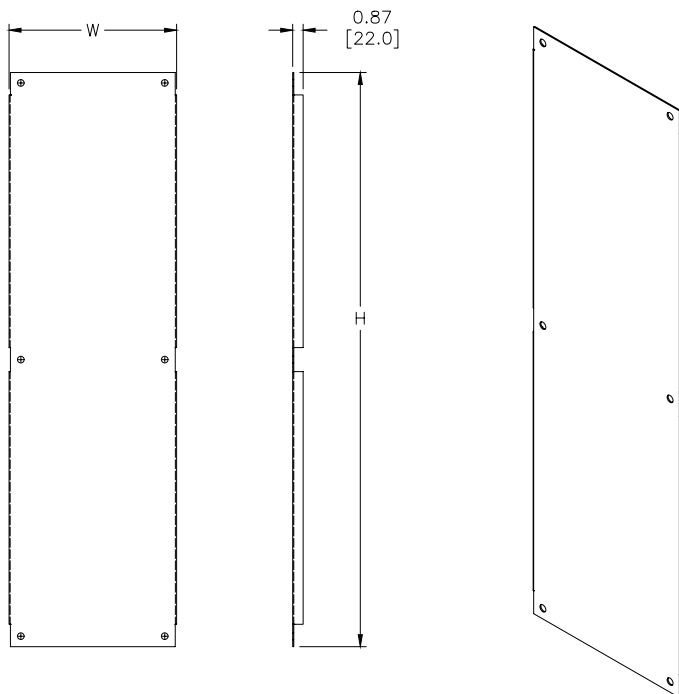
Same day 1 - 5 days 1 - 7 days 1 - 15 days 1 - 20 days

Color indicates shipping lead time in business days.

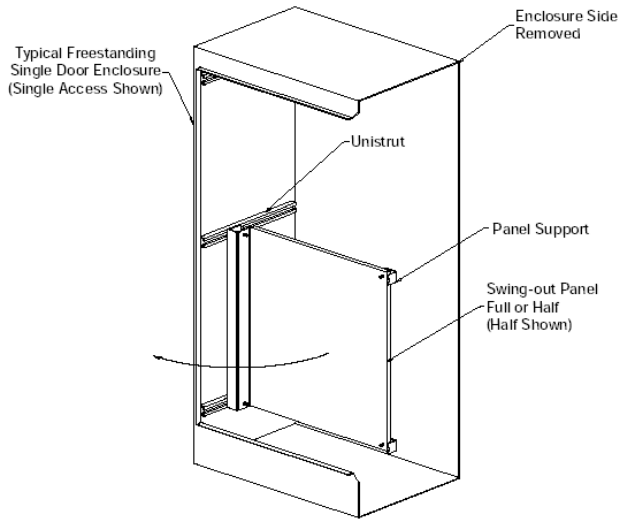
Painted Steel	Price	Galvanized	Price	Panel Size AxB
WA60SMP14	Retired	WA60SMP14G	Retired	48.00 x 14.00 [1219 x 356]
WA72SMP14	\$236.00	WA72SMP14G	Retired	60.00 x 14.00 [1524 x 356]
WA72SMP20	\$288.00	WA72SMP20G	Retired	60.00 x 20.00 [1524 x 508]
WA90SMP14	Retired	WA90SMP14G	Retired	78.00 x 14.00 [1981 x 356]
WA90SMP20	Retired	WA90SMP20G	Retired	78.00 x 20.00 [1981 x 508]

Note: Dimensions in inches [millimeters].

Dimensions



WASP-F3/F4 Series Accessory Swing-Out Panels For Freestanding Enclosures



Description

- Panels for freestanding NEMA 12 enclosures and freestanding NEMA 4 enclosures
- Full-height and half-height swing-out panels are available
- Half-height panels can be located in the upper or lower portion of the enclosure
- Mounting can be on either side of the enclosure
- Painted steel subpanels are painted white polyester powder over phosphatized surfaces
- Galvanized subpanels have a conductive finish (no paint)
- May be used in two-door enclosures along with other freestanding accessories
- Fabricated from 12-gauge steel
- Mounting hardware is furnished with each panel

Shipping Schedule

Same day 1 - 5 days 1 - 7 days 1 - 15 days 1 - 20 days

Color indicates shipping lead time in business days.

Painted Steel	Price	Galvanized	Price	Panel Size AxB	Subpanel Type
WA60SP24F3	Retired	WA60SP24F3G	Retired	48.00 x 19.00 [1219 x 483]	Full
WA60SP24F4	Retired	WA60SP24F4G	Retired	24.88 x 19.00 [632 x 483]	Half
WA60SP36F3	Retired	WA60SP36F3G	Retired	48.00 x 31.00 [1219 x 787]	Full
WA60SP36F4	Retired	WA60SP36F4G	Retired	24.88 x 31.00 [632 x 787]	Half
WA72SP24F3	Retired	WA72SP24F3G	Retired	60.00 x 19.00 [1524 x 483]	Full
WA72SP24F4	Retired	WA72SP24F4G	Retired	30.88 x 19.00 [784 x 483]	Half
WA72SP30F3	Retired	WA72SP30F3G	Retired	60.00 x 25.00 [1524 x 635]	Full
WA72SP30F4	Retired	WA72SP30F4G	Retired	30.88 x 25.00 [784 x 635]	Half
WA72SP36F3	Retired	WA72SP36F3G	Retired	60.00 x 31.00 [1524 x 787]	Full
WA72SP36F4	Retired	WA72SP36F4G	Retired	30.88 x 31.00 [784 x 787]	Half
WA90SP36F3	Retired	WA90SP36F3G	Retired	78.00 x 31.00 [1981 x 787]	Full
WA90SP36F4	Retired	WA90SP36F4G	Retired	39.88 x 31.00 [1013 x 787]	Half

Notes: Dimensions in inches [millimeters].

If used in a two-door enclosure, a center panel support must be ordered.

Suffix F3 =full panel, F4 =half panel

Dimensions

