

Relays RS Series Specifications

Overview

RS series relays are compact, space-saving relay terminal modules containing four or six card relays with one normally open contact each. These relay-and-terminal modules are ideal for interfacing electronic control devices (such as PLCs or photoelectric sensors) with output devices.

Features

- Compact size of 34mm wide by 69mm long, including screw terminals
- Input terminals are located in the upper part and output terminals in the lower part of the module to separate them from each other, making wiring easy
- RB105 plug-in relays and TP04 sockets make maintenance easy
- Built-in coil surge-suppression diodes and operation indicator LEDs simplify circuit design and maintenance
- The module is easily-mounted on a 35mm DIN rail
- The RS4N module includes two standard accessory jumper plates, which are convenient for common wiring of terminals



RS6N-DE

Relays RS Series			
Part Number	Price	Drawing Link	Description
RS4N-DE	\$41.00	PDF	Fuji Electric card relay, in-socket mount, finger-safe, 24 VDC coil voltage, 4PST, (4) N.O., 5A contact rating, screw terminal(s). (4) relays, TY3 relay remover and (2) jumpers included.
RS6N-DE	\$54.00	PDF	Fuji Electric card relay, in-socket mount, finger-safe, 24 VDC coil voltage, 6PST, (6) N.O., 5A contact rating, screw terminal(s). (6) relays and TY3 relay remover included.

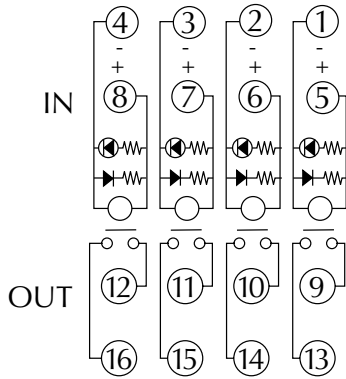
Relays RS Series Specifications					
Contact		1 N.O. / SPST			
Contact Resistance		30mΩ or less (before use)			
Contact Material		Silver alloy (gold-plated)			
Min. Operating Voltage and Current		0.1 VDC, 1mA			
Rated Thermal Current		5A			
Max. Make/Break Current (Resistive Load)		250VAC, 5A 30VDC, 5A 120VDC, 0.5 A			
Max. Make/Break Current (Pilot Duty)		120VAC, 1A 30VDC, 2A 120VDC, 0.2 A			
Operating Time		10ms or less at rated voltage			
Release Time		10ms or less at rated voltage			
Insulation Resistance		100MΩ (at 500VDC megger)			
Dielectric Strength	Between Contact and Coil	2000VAC 1 minute			
	Between Contacts of Same Pole	750VAC 1 minute			
	Between Contacts of Different Pole	2000VAC 1 minute			
	Between Coils of Different Pole	500VAC 1 minute			
Vibration	Malfunction Durability	10 to 55Hz, 1mm double amplitude			
	Mechanical Durability	10 to 55Hz, 1.5mm double amplitude			
Shock	Malfunction Durability	100m/s ²			
	Mechanical Durability	1000m/s ²			
Life Expectancy	Mechanical	20 million operations			
	Electrical	Voltage	Make Current (A)	Break Current (A)	Operations
		220VAC (inductive load)	2 (cos ϕ = 0.7)	2 (cos ϕ = 0.3 - 0.4)	100,000
		220VAC (resistive load)	3 (cos ϕ = 1.0)	3 (cos ϕ = 1.0)	130,000
		24VDC (inductive load)	1 (T = 15ms)	1 (T = 15ms)	150,000
24VDC (resistive load)	5 (T = 1ms or less)	5 (T = 1ms or less)	100,000		
Terminal Wire Capacity		Max wire gauge 14AWG			
Ambient Temperature		-25 to + 55°C (no icing)			
Terminal Torque Specification		0.8 - 0.9 N·m			

Relays RS Series Wiring Diagrams

Wiring Diagrams

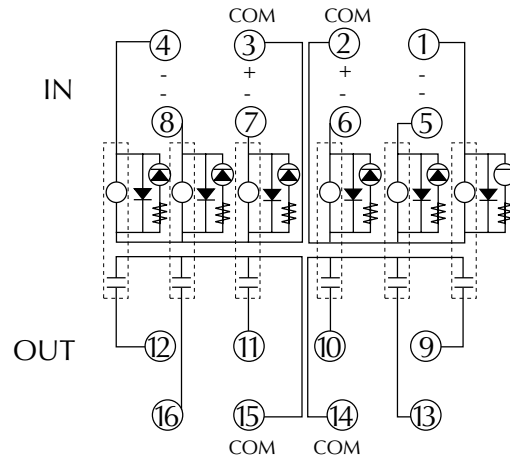
RS4N-DE

Internal Wiring



RS6N-DE

Internal Wiring



Electromechanical Relay RB105-DE Specifications

Overview

These relays are for replacement in [RS4N-DE](#) and [RS6N-DE](#) relay modules (5mm). Bifurcated contacts ensure high contact reliability, allowing use in low-level circuits.

Features

- Narrow, miniature size and light weight reduces space on the DIN rail
- UL, CSA, CE, and TUV approved
- Low power consumption
- Can be operated with a non-polarity magnet
- Flux-tight construction



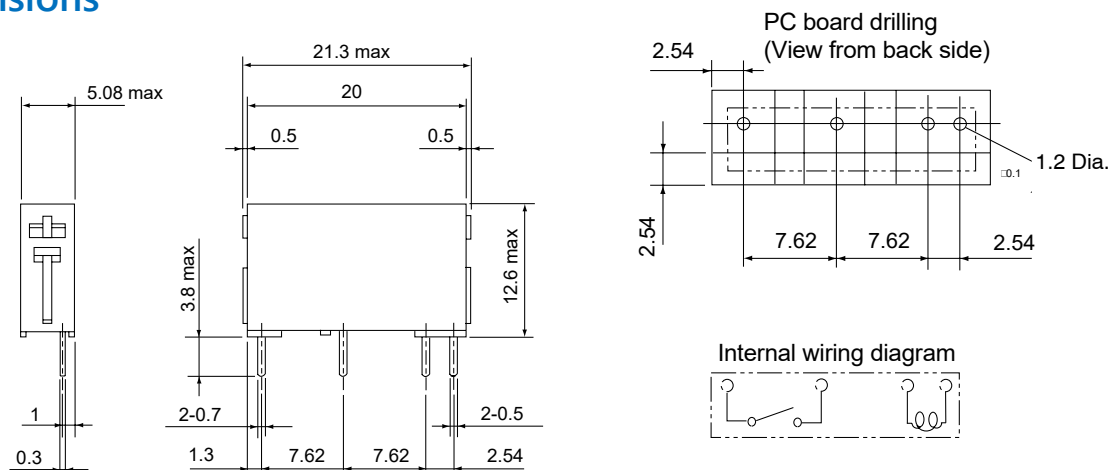
RB105-DE

RB105-DE		
Part Number	Price	Description
RB105-DE	\$37.50	Fuji Electric card relay, socket mount, encapsulated, 24 VDC coil voltage, SPST, (1) N.O., 5A contact rating, 4-pin. Package of 10..

RB105-DE Card Relay Specifications Table		
Operating Time	10ms or less at rated voltage	
Release Time	10ms or less at rated voltage	
Insulation Resistance	100MΩ (at 500VDC megger)	
Dielectric Strength	750VAC 1 minute between open contacts 2000VAC 1 minute between contact and coil	
Impulse	4,500V or more 1.2 x 50μs between contact and coil	
Electrical Life Expectancy	AC: 100,000 operations at 220VAC 2A, inductive load 130,000 operations at 220VAC 3A, resistive load DC: 150,000 operations at 24VDC 1A, inductive load 100,000 operations at 24VDC 5A, resistive load	
Mechanical Life Expectancy	20 million operations	
Ambient Temperature	-25 to 55° C (no icing)	
Thermal Current	5A	
Make and Break Current (Resistive Load)	250VAC, 5A 30VDC, 5A	
Operating Coil	Rated voltage	24VDC
	Pick-up voltage	70% of rated coil voltage
	Drop-out voltage	5% of rated coil voltage
	Power consumption	200mW
	Coil resistance	2880Ω
Maximum Wire Size	14 AWG (2.5 mm ²)	

Dimensions

mm



Relay Remover and Protective Cover RS Series

Relay remover, **TY3**

To remove a relay from the terminal module, use the TY3 relay remover. **RS4N-DE** and **RS6N-DE** modules include a TY3 relay remover. Pull the relay in a direction perpendicular to the terminal module surface. Incorrectly removing or mounting a relay may damage the relay pins and pin jacks of the module.



Optional protective cover, **RZ4N**

A protective cover fits over the **RS4N-DE** or **RS6N-DE** module and protects the terminals.



Accessories RS Series Relays		
Part Number	Price	Description
TY3	\$11.00	Fuji Electric relay remover, package of 10. For use with RS series relays.
RZ4N	\$21.50	Fuji Electric terminal guard, package of 10. For use with RS series relays.

Dimensions

mm

RZ4N

