

# 5x20mm Glass Fast-Acting GMA Fuses



## Features

- Compact dimensions, 0.197" x 0.788" (5mm x 20mm)
- Glass tube construction with nickel-plated brass end caps
- Fast-acting, low breaking capacity
- RoHS Compliant

## Applications

- Supplemental protection for electronic applications

## GMA Specifications

Voltage Rating: GMA - See table below  
 Ampere Rating: 0.063 - 15 Amps  
 Interrupting Rating: See table below

## Agency Approvals

- Designed to UL/CSA 248-14
- UL Listed, Guide JDYX, File E19180, 63 mA-6A
- UL Recognition, Guide JDYX2, File E19180, 7A-15A
- CSA Certified, Class 1422-01, File 053787, 63 mA-6A
- RoHS

| GMA Series 5x20mm Glass, Fast-Acting Fuses |            |               |                         |        |                          |                    |         |                      |         |
|--|------------|---------------|-------------------------|--------|--------------------------|--------------------|---------|----------------------|---------|
| Part Number                                | AMP Rating | Rated Voltage | AC Interrupting Rating* |        | Typical Pre-Arc I2t AC** | Voltage Drop mv*** | Pcs/Pkg | Package Weight (lb.) | Price   |
|  |            | AC Max        | 250V                    | 125V   |                          |                    |         |                      |         |
| <a href="#">GMA-063</a>                    | 0.063      | 250V          | 35A                     | 10000A | 0.00024                  | 4700               | 5       | 0.1                  | \$10.50 |
| <a href="#">GMA-1</a>                      | 0.10       |               |                         |        | 0.0001                   | 4300               |         |                      | \$9.75  |
| <a href="#">GMA-25</a>                     | 0.25       |               |                         |        | 0.018                    | 2200               |         |                      | \$7.25  |
| <a href="#">GMA-5</a>                      | 0.5        |               |                         |        | 0.15                     | 230                |         |                      | \$6.25  |
| <a href="#">GMA1</a>                       | 1          |               |                         |        | 0.48                     | 300                |         |                      | \$6.25  |
| <a href="#">GMA1-5</a>                     | 1.5        |               |                         |        | 1.6                      | 270                |         |                      | \$6.25  |
| <a href="#">GMA1-6</a>                     | 1.6        |               |                         |        | 2.0                      | 260                |         |                      | \$6.25  |
| <a href="#">GMA2</a>                       | 2          |               |                         |        | 3.1                      | 250                |         |                      | \$6.25  |
| <a href="#">GMA2-5</a>                     | 2.5        |               |                         |        | 4.9                      | 240                |         |                      | \$6.25  |
| <a href="#">GMA3</a>                       | 3          |               |                         |        | 8.8                      | 215                |         |                      | \$6.25  |
| <a href="#">GMA4</a>                       | 4          | 19            | 205                     | \$6.25 |                          |                    |         |                      |         |
| <a href="#">GMA5</a>                       | 5          | 29            | 200                     | \$6.25 |                          |                    |         |                      |         |
| <a href="#">GMA6</a>                       | 6          | 45            | 180                     | \$6.25 |                          |                    |         |                      |         |
| <a href="#">GMA7</a>                       | 7          | 125V          | -                       | 200A   | 150                      | 110                | 5       | 0.1                  | \$6.50  |
| <a href="#">GMA8</a>                       | 8          |               |                         |        | 280                      | 110                |         |                      | \$6.50  |
| <a href="#">GMA10</a>                      | 10         |               |                         |        | 280                      | 110                |         |                      | \$6.50  |
| <a href="#">GMA15</a>                      | 15         |               |                         |        | 950                      | 100                |         |                      | \$6.50  |
|  |            |               |                         |        | 150A                     |                    |         |                      |         |

\*Note: Interrupting ratings for 63 mA - 6A were measured at 70% - 80% power factor on AC; interrupting ratings for 7A - 15A were measured at 100% power factor on AC.

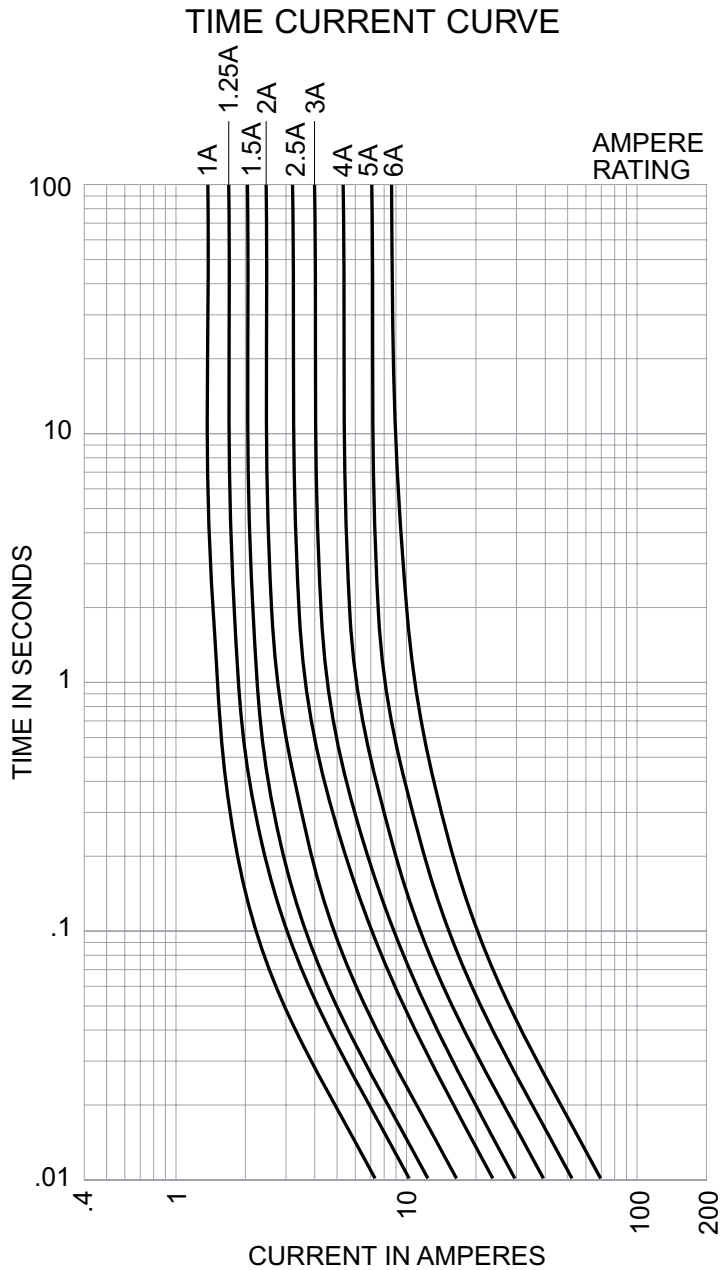
\*\* Typical pre-arcing I2t (A2Sec) - measured at listed interrupting rating and rated voltage (at 70% to 80% power factor on AC)

\*\*\* Typical Voltage Drop - measured at 20°C ambient temperature at rated current.

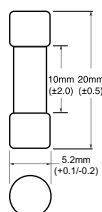
For mounting and wiring GMA fuses, see our DN-F10 Series fuse blocks in the Terminal Blocks and Wiring Solutions section.

| CROSS REFERENCE |          |              |            |
|-----------------|----------|--------------|------------|
| OLD EDISON      | BUSSMANN | MERSEN GOULD | LITTELFUSE |
| BMA             | GMA      | GGM          | 235        |

# 5x20mm Glass Fast-Acting GMA Fuses



## Dimensions (mm)



| GMA Electrical Characteristics |                 |                    |
|--------------------------------|-----------------|--------------------|
| Rated Current                  | % of Amp Rating | Opening Time       |
| 63 mA to 10 Amps               | 100             | None               |
|                                | 135             | 60 minutes maximum |
|                                | 200             | 2 minutes maximum  |



# Selection Guide

## Line Overview

The Edison family of fuses, fuse blocks and fuse holders is divided into two classes:

1. Current Limiting: Class CC, Class J, Class L, Class RK, Class T
2. General Purpose: Class M Midget and Small Dimension

The fuse selection guide below is a general summary of the

specifications included for each fuse type. This selection guide does not include the many variables that can exist for specific situations such as local codes, unusual temperature, or other operating conditions. When selecting fuses, be sure to comply with any applicable PUBLIC SAFETY standards that apply to Overcurrent Protection Devices (OPD).

| Edison Fuses Selection Guide and General Specifications |   |   |   |                   |  |                   |   |             |  |  |           |   |
|---|---|---|---|-------------------|--|-------------------|---|-------------|--|--|-----------|---|
| Description   | Current Limiting  |   |   |                   |  |                   |   |             |  |  |           |   |
|   | Class J   |   | Class RK5   |                   | Class RK1  |                   | Class T   |             | Class L  | Class CC   |           |   |
| Fuse Type   | Fast-Acting   | Time-Delay  | Time-Delay  |                   |  |                   | Extremely Fast-Acting   | Fast-Acting | Fast-Acting  | Time-Delay   |           |   |
| Part Number   | JHL   | JDL   | ECNR  | ECSR              | LENRK  | LESRK             | TJN   | TJS         | LCU  | HCLR   | HCTR      | EDCC  |
| Voltage Rating  | 600VAC<br>450VDC  | 600VAC<br>300VDC*   | 250VAC<br>125 VDC*<br>(1-200A)<br>250VDC*<br>(201-600A)   | 600VAC<br>300VDC* | 250VAC<br>125 VDC*<br>(10-60A)<br>250VDC*<br>(70-600A) | 600VAC<br>300VDC* | 300VAC<br>160 VDC<br>(15-600A)  | 600VAC      | 600V   | 600VAC<br>300VDC<br>(15-20A)   | 600VAC    | 600VAC<br>300VDC<br>(0.5-2.25A)<br>(20-30A) |
| Amp Rating  | 1 - 600   |   | 1 - 600   | 3 - 600           | 10 - 600   | 5 - 600           | 1 - 600   |             | 601 - 1200   | 0.5 - 30   | 0.25 - 30 | 0.5 - 30                                    |
| Interrupting Rating                                     | 200,000 RMS Symmetrical Amps  |   |   |                   |  |                   |   |             |  |  |           |   |
| Current Limiting  | Class J   |   | Class RK5   |                   | Class RK1  |                   | Class T   |             | Class L  | Class CC   |           |   |
| Agency Approvals  | UL Listed Class J Guide JDDZ File E162363<br>CSA Certified HRCI-J per C22.2, No. 248.8<br>File 700489<br>RoHS compliant | UL Listed Class J Guide JDDZ File E162363<br>CSA Certified HRCI-J per C22.2, No. 248.8<br>File 700489 | UL Listed, Class RK, Guide JDDZ, File E162363<br>CSA Certified HRCI-R per C22.2, No. 248.12, File 700489<br>(LENRK CSA File 053787) |                   |  |                   | UL Listed, Class T, Guide JDDZ, File E162363<br>CSA Certified HRCI-T per C22.2, No. 248.12, File 53787, Class 1422-02 & 1422-82 |             | UL Listed, Std. 248-10<br>CSA Certified, HRC-L C22.2 No. 248.10, Class 1422-02, File 53787 | UL Listed to 248.4, Class CC, Guide JDDZ, File E162363, CSA certified HRCI-MISC per C22.2 No. 248.4, File 700489 |           |   |
| Dimensions  | See product specification pages.  |   |   |                   |  |                   |   |             |  | ferrule (in): 13/32, length (in): 1-1/2  |           |   |

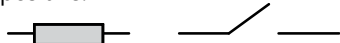
\* Self-certified DC ratings

| Edison Fuses Selection Guide and General Specifications |   |                 |            |           |   |  |   |  |                                  |  |                                 |                  |  |
|---|---|-----------------|------------|-----------|---|--|---|--|----------------------------------|--|---------------------------------|------------------|--|
| Description   | General Purpose – Midget  |                 |            |           | General Purpose – Small Dimension Electronic  |  |   |  |                                  |  |                                 |                  |  |
|   | Fast-Acting   |                 | Time-Delay |           | Fast-Acting Ceramic   | Fast-Acting Glass  |   | Medium Time-Delay Glass  | Time-Delay Ceramic               | Time-Delay Glass   | Fast-Acting Glass               | Time-Delay Glass |  |
| Part Number   | MCL   | MOL             | MEQ        | MEN       | ABC   | AGC  | GMA   | GMC  | MDA                              | MDL  | S500                            | S506             |  |
| Voltage Rating  | 600 VAC   | 250 VAC         | 500 VAC    | 250 VAC   | 250 VAC<br>(0.5 to 30A)<br>125VDC:<br>(0.5 to 30A)  | 250VAC:<br>(0.1 to 10A)<br>32VAC:<br>(15 to 30A)   | 250VAC<br>(0.063 - 3A)<br>125VAC<br>(4 - 15A) | 250VAC<br>(0.5 - 3A)<br>125VAC<br>(4 - 10A)  | 250VAC<br>125VDC<br>(20A)        | 250VAC:<br>(0.0625 to 8A)<br>32VAC:<br>(10 to 20A)   | 250VAC                          | 250VAC           |  |
| Amp Rating  | 0.5 to 50   | 0.5 to 30       | 0.25 to 30 | 0.5 to 30 | 0.5 to 30   | 0.10 to 30   | 0.063 to 15                                   | 0.5 to 10  | 0.5 to 20                        | 0.0625 to 20   | 0.032 to 10                     | 0.25 to 6.3      |  |
| Interrupting Rating                                     | 100,000 RMS Amps  | 10,000 RMS Amps |            |           |   | See specifications table on product pages  |   |  |                                  |  |                                 |                  |  |
| Current Limiting  | N/A   |                 |            |           | N/A   |  |   |  |                                  |  |                                 |                  |  |
| Agency Approvals  | UL Listed to 248.14, File E162443<br>CSA Cert. C22.2 Part 59.2, LR 700489 |                 |            |           | UL Listed standard 248-14<br>UL Listed Guide and File nos. (ABC 0.25-20 A): (AGC 1/100-10 A) JDYX and E19180<br>UL Recognition Guide and File nos. (ABC 20-30A):(AGC 11-30) JDYX2 and E19180<br>CSA Certification Record No: 053787 C 000 and Class No: 1422 01 and 1422 30 | Designed to UL/CSA 248-14<br>UL Listed, Guide JDYX, File E19180 63mA-6A<br>UL Recognition, Guide JDYX2, File E19180, 7A-15A<br>CSA Certified, File 053787_C_000, 63mA-6A Class 1422-01 |   | UL Listed standard 248-14<br>UL Listed Card: MDA 2/10-20A, MDL 1/16-8A<br>(Guide JDYX, File E19180<br>UL Recognized Card: MDA 25-30A MDL 9-30A<br>(Guide JDYX2, File E19180)<br>CSA Certification Card: MDA 2/10-15A (Class No. 1422-01) |                                  | UL Recognized Guide JDYX2, File E19180<br>Semko Approval<br>VDE Approval<br>BSI Approval<br>IMQ Approval<br>RoHS compliant |                                 |                  |  |
| Dimensions  | ferrule (in): 13/32 length (in): 1-1/2                                    |                 |            |           | 1/4" x 1-1/4",<br>(6.3mm x 32mm)  |  | 0.197" x 0.788"<br>(5mm x 20mm)               |  | 1/4" x 1-1/4",<br>(6.3mm x 32mm) |  | 0.197" x 0.788"<br>(5mm x 20mm) |                  |  |



# Fuse Terminal Blocks

Fuse terminal blocks are available for 1 1/4" x 1/4" and 5x20mm-5x25mm fuses and they are 35mm DIN rail mountable. These blocks are available with or without a blown fuse LED. Fuse terminal blocks with blown fuse LED are polarity sensitive. The hinge side is positive.



**DN-F6 Series:**  
EURO S 10H/35



**DN-F6L Series:**  
EURO S 10H/35



**DN-F10 Series:**  
EURO S 4LH/35



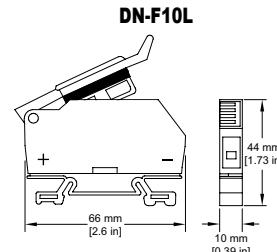
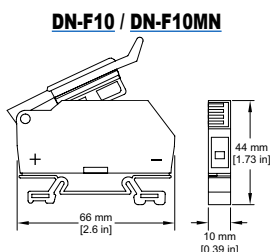
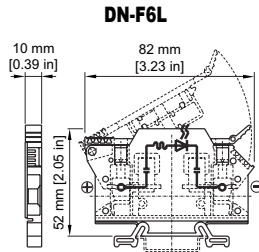
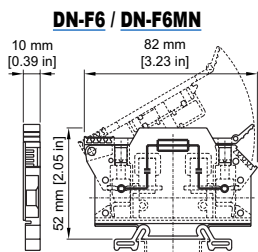
**DN-F10L Series:**  
EURO S 4LH/35

| Ordering Information |                         |     |          |                           |     |         |                          |     |          |                            |     |         |
|----------------------|-------------------------|-----|----------|---------------------------|-----|---------|--------------------------|-----|----------|----------------------------|-----|---------|
|                      | Part Number             | Qty | Price    | Part Number               | Qty | Price   | Part Number              | Qty | Price    | Part Number                | Qty | Price   |
| Gray Terminal Block  | <a href="#">DN-F6</a>   | 25  | \$156.00 | -                         |     |         | <a href="#">DN-F10</a>   | 50  | \$251.00 | -                          |     |         |
|                      | <a href="#">DN-F6MN</a> | 7   | \$34.00  |                           |     |         | <a href="#">DN-F10MN</a> | 10  | \$39.50  |                            |     |         |
| 12-24 VAC/DC*        | -                       |     |          | <a href="#">DN-F6L24</a>  | 10  | \$89.00 | -                        |     |          | <a href="#">DN-F10L24</a>  | 10  | \$87.00 |
| 110 VAC/DC*          |                         |     |          | <a href="#">DN-F6L110</a> | 10  | \$89.00 |                          |     |          | <a href="#">DN-F10L110</a> | 10  | \$87.00 |
| 220 VAC/DC*          |                         |     |          | <a href="#">DN-F6L220</a> | 10  | \$89.00 |                          |     |          | <a href="#">DN-F10L220</a> | 10  | \$87.00 |

| Technical Specifications |   |     |                          |                      |                      |           |                          |
|--------------------------|---|-----|--------------------------|----------------------|----------------------|-----------|--------------------------|
| Stripping Length         | 12mm [0.47 in]  |     |                          | 10mm [0.39 in]       |                      |           |                          |
| Tightening Torque        | 0.8 N·m [10 lb·in]  |     |                          | 0.6 N·m [5.3 lb·in]  |                      |           |                          |
| Density                  | 100/m [30 pcs/ft]   |     |                          | 100/m [30 pcs/ft]    |                      |           |                          |
| UL Approval**            | 600V  | 30A | 20-6 AWG                 | 250V per EN60947-7-3 | 6.3A per EN60947-7-3 | 24-10 AWG |                          |
| VDE Approval             | 750V  | 8A  | -                        | 250V per EN60947-7-3 | 6.3A per EN60947-7-3 | 4mm²      |                          |
| Fuse Size (not supplied) | 1 1/4" x 1/4"   |     |                          | 5x20mm-5x25mm        |                      |           |                          |
| Indicator Type           | Non-indicating  |     | LED blown fuse indicator |                      | Non-indicating       |           | LED blown fuse indicator |
| Operating Temperature    | Ambient air temperature: -20 to 85°C [-4 to 185°F] / Relative humidity: 50% max at 40°C [104°F]; 90% max at 20°C [68°F] |     |                          |                      |                      |           |                          |
| SCCR Rating              | 10kA per Table SB4.1, 2009, UL 508A, Maximum short circuit current rating for unmarked components                       |     |                          |                      |                      |           |                          |
| CE Conformity            | CE (EN 60947-1 / 60947-7-3)   |     |                          |                      |                      |           |                          |
| Agency File #            | UL E179129 / LR84816  |     |                          |                      |                      |           |                          |

| Accessories            |                |                              |             |          |                              |             |          |                              |             |          |                              |             |          |
|------------------------|----------------|------------------------------|-------------|----------|------------------------------|-------------|----------|------------------------------|-------------|----------|------------------------------|-------------|----------|
| End Covers             |                | Included                     |             |          | Included                     |             |          | Included                     |             |          | Included                     |             |          |
| 35mm<br>DIN Rail       | 7.5 mm<br>high | <a href="#">DN-R35S1</a>     | 10          | \$39.00  | <a href="#">DN-R35S1</a>     | 10          | \$39.00  | <a href="#">DN-R35S1</a>     | 10          | \$39.00  | <a href="#">DN-R35S1</a>     | 10          | \$39.00  |
|                        |                | <a href="#">DN-R35S1-2</a>   | 2           | \$11.00  | <a href="#">DN-R35S1-2</a>   | 2           | \$11.00  | <a href="#">DN-R35S1-2</a>   | 2           | \$11.00  | <a href="#">DN-R35S1-2</a>   | 2           | \$11.00  |
|                        | 15mm<br>high   | <a href="#">DN-R35HS1</a>    | 10          | \$68.00  | <a href="#">DN-R35HS1</a>    | 10          | \$68.00  | <a href="#">DN-R35HS1</a>    | 10          | \$68.00  | <a href="#">DN-R35HS1</a>    | 10          | \$68.00  |
|                        |                | <a href="#">DN-R35HS1-2</a>  | 2           | \$16.50  | <a href="#">DN-R35HS1-2</a>  | 2           | \$16.50  | <a href="#">DN-R35HS1-2</a>  | 2           | \$16.50  | <a href="#">DN-R35HS1-2</a>  | 2           | \$16.50  |
| End Brackets           |                | <a href="#">DN-EB35</a>      | 50          | \$67.00  | <a href="#">DN-EB35</a>      | 50          | \$67.00  | <a href="#">DN-EB35</a>      | 50          | \$67.00  | <a href="#">DN-EB35</a>      | 50          | \$67.00  |
|                        |                | <a href="#">DN-EB35MN</a>    | 20          | \$31.50  | <a href="#">DN-EB35MN</a>    | 20          | \$31.50  | <a href="#">DN-EB35MN</a>    | 20          | \$31.50  | <a href="#">DN-EB35MN</a>    | 20          | \$31.50  |
|                        |                | <a href="#">DN-EB35-A</a>    | 50          | \$47.50  | <a href="#">DN-EB35-A</a>    | 50          | \$47.50  | <a href="#">DN-EB35-A</a>    | 50          | \$47.50  | <a href="#">DN-EB35-A</a>    | 50          | \$47.50  |
|                        |                | <a href="#">DN-EB35-A-10</a> | 10          | \$12.00  | <a href="#">DN-EB35-A-10</a> | 10          | \$12.00  | <a href="#">DN-EB35-A-10</a> | 10          | \$12.00  | <a href="#">DN-EB35-A-10</a> | 10          | \$12.00  |
|                        |                | <a href="#">DN-QEB35</a>     | 50          | \$42.50  | <a href="#">DN-QEB35</a>     | 50          | \$42.50  | <a href="#">DN-QEB35</a>     | 50          | \$42.50  | <a href="#">DN-QEB35</a>     | 50          | \$42.50  |
|                        |                | <a href="#">DN-QEB35-10</a>  | 10          | \$11.50  | <a href="#">DN-QEB35-10</a>  | 10          | \$11.50  | <a href="#">DN-QEB35-10</a>  | 10          | \$11.50  | <a href="#">DN-QEB35-10</a>  | 10          | \$11.50  |
| Angled Support Bracket |                | <a href="#">DN-ASB1</a>      | 50          | \$107.00 | <a href="#">DN-ASB1</a>      | 50          | \$107.00 | <a href="#">DN-ASB1</a>      | 50          | \$107.00 | <a href="#">DN-ASB1</a>      | 50          | \$107.00 |
| Marking Tags           |                | DN-L*** or<br>DN-LT****      | 500/<br>100 | various  | DN-L*** or<br>DN-LT****      | 500/<br>100 | various  | DN-L*** or<br>DN-LT****      | 500/<br>100 | various  | DN-L*** or<br>DN-LT****      | 500/<br>100 | various  |

\*Working voltage \*\*For copper wire only \*\*\*On lever arm \*\*\*\*On terminal body  
 Note: DN-F6 series fuse holders will accommodate the following AutomationDirect fuses: ABC, AGC, MDA and MDL Series.  
 DN-F10 series fuse holders will accommodate the following AutomationDirect fuses: GMA, GMC, S500, and S506 Series.  
 For more information on accessories, see the DINnectors Accessories section of this chapter.



# Accessories



**FP-2**

| Accessories                                    |   |         |         |
|--|---|---------|---------|
| Part Number                                    | Description   | Pcs/Pkg | Price   |
| <b>FP-2</b>                                    | Fuse puller for fuse dia. 13/32" - 13/16". Fuse type: 0-60A, 250V; 0-30A, 600V  | 1       | \$34.50 |
| <b>JV-L*</b><br><i>(Not Field Installable)</i> | Multi-pole connection kit to connect new design multiple Class CC and Midget Class fuse holders together. Kit consists of 6 connectors and 3 handle pins to connect up to 4 fuse holders. |         | \$13.00 |

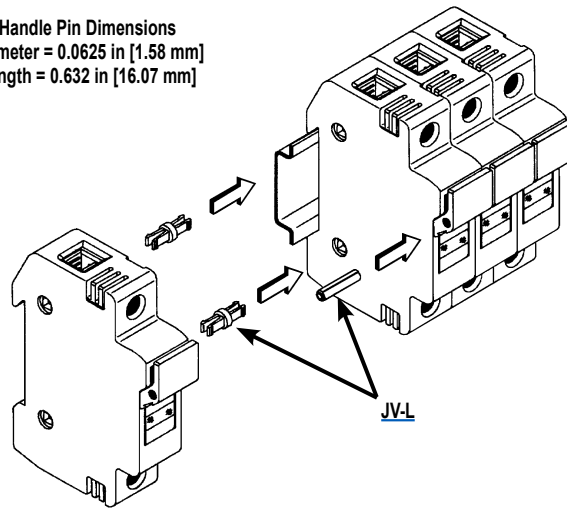
*Note: Will not work with retired design fuse holders shipped before November 1, 2009.*

*\*Roll pin punch or installation tool is required to install handle pins (Tool not sold by [AutomationDirect.com](http://AutomationDirect.com)).*



**JV-L**

Handle Pin Dimensions  
 Diameter = 0.0625 in [1.58 mm]  
 Length = 0.632 in [16.07 mm]



# Cross Reference Guide



## CROSS REFERENCE GUIDE By manufacturers type reference or series number. Ampere ratings must be added for ordering purposes.

| FUSE TYPE  |                                | VOLT    | EDISON                    | BRUSH/<br>DORMAN | BUSSMANN  | MERSEN /<br>GOULD | GEC/CEFCO | LITTELFUSE |
|--|--------------------------------|---------|---------------------------|------------------|-----------|-------------------|-----------|------------|
| <b>UL CLASS CURRENT LIMITING FUSES (CSA CLASS)</b> |                                |         |                           |                  |           |                   |           |            |
| <b>CC (HRCI-CC)</b>                                | <i>Time-Delay</i>              | 600     | EDCC                      | -                | LP-CC     | ATDR              | -         | CCMR       |
|  | <i>Time-Delay</i>              | 600     | HCTR                      | -                | FNQ-R     | ATQR              | -         | KLDR       |
|  | <i>Fast-Acting</i>             | 600     | HCLR                      | HCLR             | KTK-R     | ATMR              | CTK-R     | KLKR       |
| <b>RK1</b>   | <i>Time-Delay Dual Element</i> | 250     | LENRK                     | -                | LPN-RK-SP | A2DR              | -         | LLNRK      |
|  |                                | 600     | LESRK                     | -                | LPS-RK-SP | A6DR              | -         | LLSRK      |
| <b>RK5</b>   | <i>Time-Delay Dual Element</i> | 250     | ECNR                      | -                | FRN-R     | TR                | -         | FLNR       |
|  |                                | 600     | ECSR                      | -                | FRS-R     | TRS               | -         | FLSR       |
| <b>J</b>   | <i>Time-Delay Dual Element</i> | 600     | JDL                       | -                | LPJ       | AJT               | -         | JTD        |
|  | <i>High-Speed AC Drive</i>     | 600     | JHL                       | -                | DFJ       | HSJ               | -         | -          |
| <b>T</b>   | <i>Extremely Fast-Acting</i>   | 300     | TJN                       | -                | JJN       | A3T               | -         | JLLN       |
|  |                                | 600     | TJS                       | -                | JJS       | A6T               | -         | JLLS       |
| <b>UL CLASS GENERAL PURPOSE FUSES</b>              |                                |         |                           |                  |           |                   |           |            |
| <b>Midget</b>                                      | <i>Fast-Acting</i>             | 600     | MCL                       | MCL              | KTK       | ATM               | CTK       | KLK        |
|  |                                | 250     | MOL                       | MOL              | BAF/BAN   | OTM               | -         | BLF        |
|  | <i>Time-Delay</i>              | 500     | MEQ                       | MEQ              | FNQ       | ATQ               | -         | FLQ        |
|  |                                | 250     | MEN                       | MEN              | FNM       | TRM               | -         | FLM        |
| <b>1/4"x 1-1/4" Ceramic</b>                        | <i>Fast-Acting</i>             | 250/125 | ABC                       | ABC              | ABC       | GAB               | -         | 314        |
| <b>1/4"x 1-1/4" Glass</b>                          |                                | 250/32  | AGC                       | AGC              | AGC       | GGC               | -         | 312        |
| <b>1/4"x 1-1/4" Ceramic</b>                        | <i>Time-Delay</i>              | 250     | MDA                       | MDA              | MDA       | -                 | -         | 326        |
| <b>1/4"x 1-1/4" Glass</b>                          |                                | 250/32  | MDL                       | MDL              | MDL       | GDL               | -         | 313        |
| <b>5x20 mm Glass</b>                               | <i>Fast-Acting</i>             | 250/125 | GMA                       | GMA              | GMA       | GGM               | -         | 235        |
|  | <i>Medium Time-Delay</i>       | 250/125 | GMC                       | GMC              | GMC       | GSC               | -         | -          |
| <b>5x20 mm Glass</b>                               | <i>Fast-Acting</i>             | 250     | S500                      | BDB              | GDB       | GSB               | -         | 217        |
|  | <i>Time-Delay</i>              | 250     | S506                      | BDC              | GDC       | GDG               | -         | 218        |
| <b>Fuse Puller</b>                                 |                                |         |                           |                  |           |                   |           |            |
| <b>Fuse Puller FP-2</b>                            |                                |         | old - 38072<br>new - FP-2 | -                | FP-2      | -                 | -         | -          |