

Edison Power Distribution Blocks



Short-Circuit Current Rated Power Distribution Blocks

We offer distinctly different styles of short-circuit current rated Power Distribution Blocks and Terminal Blocks to match different application needs.

- Enclosed style or Open style
- UL1953 Listed power distribution blocks or UL1059 Recognized terminal blocks, that have different minimum spacing requirements.

The table below can assist in the selection of the correct series for your application requirements.

Why are these important?

Assembly short-circuit current ratings (SCCRs) are now required in the 2005 NEC® and UL508A Listed industrial control panels.

Marking the SCCR on:

- Industrial Control Panels (NEC® 409.110)
- Industrial Machinery Electrical Panels (NEC® 670.3(A))
- HVAC equipment (NEC® 440.4(B))

The above sections are now required by the National Electrical Code. Power Distribution Blocks or Terminal Blocks not marked with an SCCR are typically one of the weakest links and may limit an assembly to no more than 10 kA SCCR per Table SB4.1 UL508A. The EPDB series and HPB series Power Distribution Blocks have increased spacing required where used in feeder circuits in equipment listed to UL508A. The PB series UL1059 Terminal Blocks must be evaluated for proper spacing. Also, for building wiring systems, the EPDB series and HPB series power distribution blocks can be used to meet the 2005 NEC® requirements in section 376.56(B) for power distribution blocks in wireways.

Edison Power Distribution Blocks Selection Guide*

Series	UL	† Enclosed	High SCCR**	Spacing*** 1" Air 2" Surface	Industrial Control Panels UL 508A Branch Circuit	Industrial Control Panels UL 508A Feeder Circuit	HVAC UL 1995	Wireways NEC® 376.56(B) (Requires UL 1953)
EPDB	UL 1953 Listed Power Distribution Blocks	Yes	Yes	Yes	Yes	Yes	Yes	Yes
HPB	UL 1953 Listed Power Distribution Blocks	No****	Yes	Yes	Yes	Yes	Yes	Yes (with optional cover)
PB	UL 1059 Recognized Terminal Blocks	No****	Yes	No*****	Yes	No*****	Yes	No

† IP-20 finger-safe under specific conditions.

*Refer to specific UL standards and NEC sections for a complete application guide.

**When protected by proper fuse class with maximum ampere rating specified or smaller.

This does not apply to PB40, PB51 and PB71 series.

***See Minimum Space Requirements for Equipment table below.

****Optional covers are available. They are not IP-20 rated, but do provide additional protection against direct contact with Live Parts.

*****Exception: Yes, if single pole units installed with proper spacings.

Minimum Space Requirements for Equipment

UL Standard	Spacing Between Live Parts of Opposite Polarity		Spacing Between Live Parts and Grounded Parts or Enclosures, Through Air and Over Surface @ 600V
	Through Air @ 600V	Over Surface @ 600V	
508A Feeder Circuits, Table 10.2	1"	2"	1"
508A Branch Circuits, Table 10.1	3/8"	1/2"	1/2"
UL 1995 HVAC	3/8"	1/2"	1/2"

Note: Refer to specific UL standards for complete spacing details.

PB Series Edison Open-Style Terminal Blocks

Open-style terminal blocks for cable termination

Edison Open-style terminal blocks are a convenient way to manage your power distribution needs. They are engineered to maintain an SCCR rating of 200kA with copper conductors and an SCCR of 10 kA for aluminium conductors, making these distribution blocks the ideal solution to today's power circuit wiring needs.

Features

- Used in UL508A panels for branch circuit applications
- Standard aluminum box connectors accommodate copper wire. PB401x, PB512x and PB712x series accommodate copper or aluminum wire.
- Tin-plated aluminum connectors suitable for copper conductors
- Available safety covers for greater protection (purchase separately)
- Suitable for both factory and field wiring

Ratings

- Ampere ratings up to 760 Amps
- 600 VAC or VDC
- Short Circuit Current Rating (SCCR) 200kA with proper fusing
- Flammability: UL 94V0

Agency Approvals

- UL 1059 recognized - File E62622 Guide XCFR2
- CSA Certified: Class 6228-01, File 700489
- CE

Open Type Power Distribution Blocks Selection Table						
Part Number	Amps	Description	SCCR Rating	Qty	Weight [oz]	Price
PB1011	175 max	1 pole distribution block, 1 in/1 out	200 kA	1	2.8	\$19.00
PB1012	175 max	2 pole distribution block, 1 in/1 out	200 kA	1	4.6	\$27.50
PB1013	175 max	3 pole distribution block, 1 in/1 out	200 kA	1	6.8	\$33.50
PB1041	175 max	1 pole distribution block, 1 in/4 out	200 kA	1	3.1	\$28.00
PB1042	175 max	2 pole distribution block, 1 in/4 out	200 kA	1	5.2	\$44.00
PB1043	175 max	3 pole distribution block, 1 in/4 out	200 kA	1	7.3	\$53.00
PB3061	310 max	1 pole distribution block, 1 in/6 out	200 kA	1	10.9	\$77.00
PB3062	310 max	2 pole distribution block, 1 in/6 out	200 kA	1	19.1	\$91.00
PB3063	310 max	3 pole distribution block, 1 in/6 out	200 kA	1	25.5	\$108.00
PB3121	310 max	1 pole distribution block, 1 in/12 out	200 kA	1	12.7	\$68.00
PB3122	310 max	2 pole distribution block, 1 in/12 out	200 kA	1	21.6	\$112.00
PB3123	310 max	3 pole distribution block, 1 in/12 out	200 kA	1	31.1	\$156.00
PB4011	380 max	1 pole distribution block, 1 in/stud	10 kA	1	11.9	\$54.00
PB4012	380 max	2 pole distribution block, 1 in/stud	10 kA	1	20.7	\$86.00
PB4013	380 max	3 pole distribution block, 1 in/stud	10 kA	1	29.1	\$121.00
PB5121	570 max	1 pole distribution block, 2 in/12 out	10 kA	1	13.8	\$78.00
PB5122	570 max	2 pole distribution block, 2 in/12 out	10 kA	1	24.4	\$125.00
PB5123	570 max	3 pole distribution block, 2 in/12 out	10 kA	1	34.7	\$179.00
PB7121	760 max	1 pole distribution block, 2 in/12 out	10 kA	1	17.0	\$133.00
PB7123	760 max	3 pole distribution block, 2 in/12 out	10 kA	1	44.0	\$221.00

Safety Covers for Open Power Distribution Blocks Selection Table				
Part Number	Description	Qty	Weight (oz)	Price
PBC21	Power distribution block cover for 175A open style 1-pole blocks	1	0.3	\$4.25
PBC22	Power distribution block cover for 175A open style 2-pole blocks	1	0.4	\$5.75
PBC23	Power distribution block cover for 175A open style 3-pole blocks	1	0.5	\$7.00
PBC31	Power distribution block cover for 310A, 380A, 570A open style 1-pole blocks, and HPB106-1	1	0.9	\$10.50
PBC32	Power distribution block cover for 310A, 380A, 570A open style 2-pole blocks, and HPB106-2	1	1.3	\$13.50
PBC33	Power distribution block cover for 310A, 380A, 570A open style 3-pole blocks, and HPB106-3	1	1.6	\$15.00
PBC71	Power distribution block cover for all 760A open style 1-pole and 3-pole blocks. 1 pole block requires 1 cover. 3-pole block requires 3 covers	1	0.9	\$15.50

Open Style Power Distribution Block General Specifications	
Wire type	75°C* Copper
Voltage	600 VAC or VDC maximum
Mounting	Surface mount

*Note: Amp Rating based on NEC table 310.16 for 75°C copper wire.



PB Series Edison Open-Style Terminal Blocks Specifications

UL Series Wire and Torque Range Specifications								
Part Number	Line				Load			
	CU Wire Range	Torque lb-in [N·m]	Trim Length in [mm]	Hex Key	CU Wire Range*	Torque lb-in [N·m]	Trim Length in [mm]	Hex Key, Slot, Stud
PB1011	2/0 to 8 AWG 70 to 10 mm ²	110 [12.4]	0.70 [17.8]	3/16"	2/0 to 8 AWG 70 to 10 mm ²	110 [12.4]	0.70 [17.8]	3/16" Hex
PB1012								
PB1013								
PB1041	2/0 to 8 AWG 70 to 10 mm ²	120 [13.6]	0.670 [17.0]	3/16"	4 to 6 AWG, 25 to 16 mm ²	35 [4.0]	0.470 [11.9] top row, 0.780 [19.8] bottom row	Slot
PB1042					8 AWG, 10 mm ²	25 [2.8]		
PB1043					10 to 14 AWG, 6 to 2.5 mm ²	20 [2.3]		
PB3061	350 kcmil to 4 AWG 185 to 25 mm ²	275 [31.1]	0.90 [22.9]	5/16"	4 to 6 AWG, 25 to 16 mm ²	35 [4.0]	1.00 [25.4] top row 0.45 [11.43] bottom row	Slot
PB3062					8 AWG, 10 mm ²	25 [2.8]		
PB3063					10 to 12 AWG, 6 to 4 mm ²	20 [2.3]		
PB3121	350 kcmil to 4 AWG 185 to 25 mm ²	275 [31.1]	0.90 [22.9]	5/16"	4 to 6 AWG, 25 to 16 mm ²	35 [4.0]	0.450 [11.4] top row, 0.630 [16.0] middle row, 0.920 [23.4] bottom row	Slot
PB3122					8 AWG, 10 mm ²	25 [2.8]		
PB3123					10 to 14 AWG, 6 to 2.5 mm ²	20 [2.3]		
PB4011	500 kcmil to 6 AWG 300 to 16 mm ²	500 [56.5]	—	—	—	—	—	Stud
PB4012								
PB4013								
PB5121	300 kcmil to 4 AWG 185 to 25 mm ²	275 [31.1]	—	—	4 to 14 AWG 25 mm ² to 2.5 mm ²	20 [2.3]	—	—
PB5122								
PB5123								
PB7121	500 kcmil to 6 AWG 300 to 16 mm ²	500 [56.5]	—	—	4 to 14 AWG 25 mm ² to 2.5 mm ²	35 [4.0]	—	—
PB7123								

* Wire Range shown is divided based on torque rating. The full range capability spans smallest to largest listed.

Short-Circuit Current Rating Data													
			Line	Load	Configuration	Conductors		Maximum Fuse Class and Amp**					
Part Number	Number of Poles	Capacity*	Wire Range	Wire Range	Openings per Pole	Line AWG or kcmil	Load AWG or kcmil	Class J (JDL)	Class T (A3T/ A6T)	Class RK1 (LENRK/ LESRK)	Class RK5 (ECNR/ ECSR)	SCCR	
PB1011	1	175A	2/0 to 8 AWG 70 to 10 mm²	2/0 to 8 AWG 70 to 10 mm²	1/1	2/0 to 8	2/0 to 8	200	200	200	60	200 kA	
PB1012	2												
PB1013	3												
PB1041	1	175A	2/0 to 8 AWG 70 to 10 mm²	4 to 14 AWG 25 to 2.5 mm²	1/4	2/0 to 8	4 to 12	200	200	200	60	200 kA	
PB1042	2						4 to 14	175	175	100	60	100 kA	
PB1043	3							200	200	100	60	50 kA	
PB3061	1	310A	350 kcmil to 4 AWG 185 to 25 mm²	4 to 12 AWG 25 to 4 mm²	1/6	350 to 4	4 to 8	400	400	200	100	200 kA	
PB3062	2						4 to 12	400	400	400	100	100 kA	
PB3063	3							175	175	100	60	100 kA	
PB3121	1	310A	350 kcmil to 4 AWG 185 to 25 mm²	4 to 14 AWG 25 to 2.5 mm²	1/12	350 to 4	4 to 8	400	400	200	100	200 kA	
PB3122	2						4 to 14	175	175	100	60	100 kA	
PB3123	3							175	175	100	60	100 kA	
PB4011	1	380A	500 kcmil to 6 AWG 240 to 16 mm²	One 3/8" - 16 x 1 stud	One 3/8" - 16 x 1 stud	500	One 3/8" - 16 x 1 stud	***	***	***	***	10 kA	
PB4012	2					500 to 6		***	***	***	***		
PB4013	3							***	***	***	***		
PB5121	1	570A	300 kcmil to 4 AWG 150 to 25 mm²	4 to 14 AWG 25 to 2.5 mm²	2/12	300	4 to 14	***	***	***	***	10 kA	
PB5122	2					300 to 4	4 to 14	***	***	***	***		
PB5123	3							***	***	***	***		
PB7121	1	760A	500 kcmil to 6 AWG 240 to 16 mm²	4 to 14 AWG 25 to 2.5 mm²	2/12	500 to 6	4 to 14	***	***	***	***	10 kA	
PB7123	3							***	***	***	***		

*Amp ratings are based on NEC® Table 310.16 for 75°C copper wire and UL508A Table 28.1

**Class G 60A or less or Class CC 30A or less fuses are suitable for all SCCR in this table.

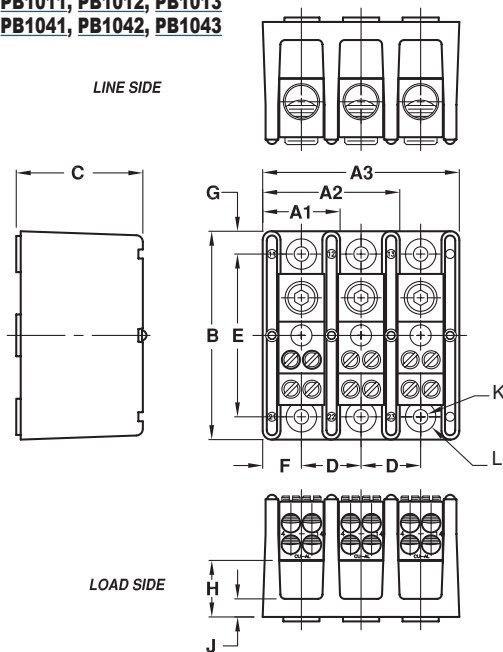
***Not High SCCR rated. Refer to UL508A Table SB4.1.

PB Series Edison Open-Style Terminal Blocks Dimensions

Edison Open-Style Power Distribution Blocks Dimensions													
Part Number	Width			Length	Height								
	A1	A2	A3	B	C	D	E	F	G	H	J	K	L
PB1011	1.06 [26.92]	1.88 [47.75]	2.60 [66.04]	2.85 [72.39]	1.75 [44.45]	0.81 [20.57]	2.25 [57.15]	0.53 [13.46]	0.31 [7.87]	0.84 [21.34]	0.31 [7.87]	0.20 [5.08]	0.42 [10.67]
PB1012													
PB1013													
PB1041													
PB1042													
PB1043	1.96 [49.78]	3.58 [90.93]	5.20 [132.08]	4.0 [101.60]	3.32 [84.33]	1.62 [41.15]	3.37 [85.60]	0.985 [25.02]	0.310 [7.87]	0.780 [19.81]	0.250 [6.35]	Slot 0.20 [5.08] (w) x 0.41 [10.41] (l)	Slot 0.42 [10.67] (w) x 0.62 [15.75] (l)
PB3061													
PB3062													
PB3063													
PB3121													
PB3122													
PB3123													
PB4011													
PB4012													
PB4013													
PB5121													
PB5122													
PB5123													

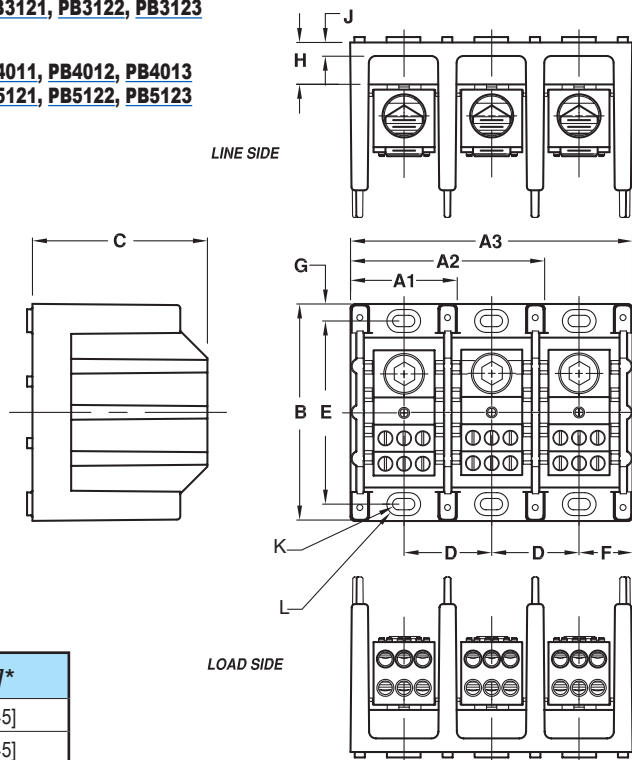
Note: Dimensions are in inches [millimeters]

[PB1011, PB1012, PB1013](#)
[PB1041, PB1042, PB1043](#)



[PB3061, PB3062, PB3063](#)
[PB3121, PB3122, PB3123](#)

[PB4011, PB4012, PB4013](#)
[PB5121, PB5122, PB5123](#)



Part Number	Minimum Enclosure Size in[mm]*
PB1011, PB1012, PB1013	16 x 16 x 6.75 [406.4 x 406.4 x 171.45]
PB1041, PB1042, PB1043	16 x 16 x 6.75 [406.4 x 406.4 x 171.45]
PB3061, PB3062, PB3063	24 x 20 x 6.75 [609.6 x 508 x 171.45]
PB3121, PB3122, PB3123	24 x 20 x 6.75 [609.6 x 508 x 171.45]
PB4011, PB4012, PB4013	N/A
PB5121, PB5122, PB5123	N/A
PB7121, PB7123	N/A

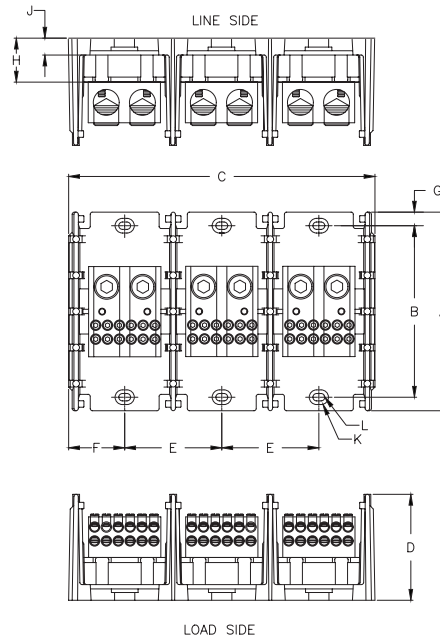
*Note: Terminal block SCCR determined based on testing in minimum-size enclosure

PB Series Edison Open-Style Terminal Blocks Dimensions

Edison Open-Style Power Distribution Blocks Dimensions													
Part Number	Width	Length	Height										
	A	B	C1	C2	C3	D	E	F	G	H	J	K	L
PB7121	5.5	4.75	3.10	5.79	8.48	2.93	2.69	1.55	0.38	1.19	0.44	Slot: 0.20 [5.08] (w) x 0.33 [8.38] (l)	Slot: 0.41 [10.41] (w) x 0.53 [13.46] (l)
PB7123	[139.7]	[120.7]	[78.74]	[147.1]	[215.39]	[74.42]	[68.33]	[39.37]	[9.65]	[30.23]	[11.18]		

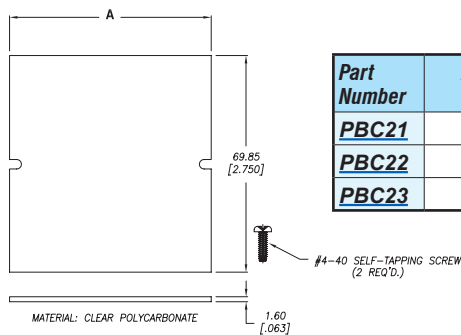
Note: Dimensions are in inches [millimeters]

PB7121, PB7123



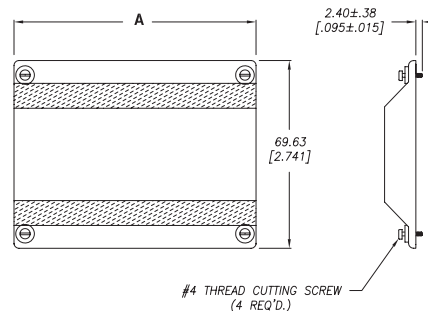
Covers

Optional Cover for
PB1011, PB1012, PB1013
PB1041, PB1042, PB1043



Part Number	A Dimension in [mm]
PBC21	0.94 [23.88]
PBC22	1.75 [44.45]
PBC23	2.56 [65.02]

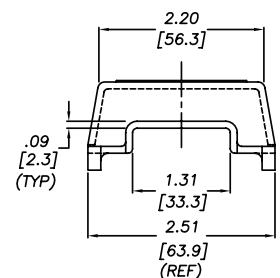
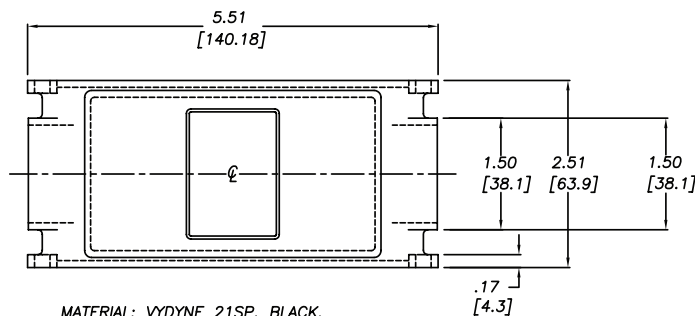
Optional Cover for
PB3061, PB3062, PB3063
PB3121, PB3122, PB3123



PB4011, PB4012, PB4013
PB5121, PB5122, PB5123

Part Number	A Dimension in [mm]
PBC31	2.10 [53.34]
PBC32	3.72 [94.49]
PBC33	5.34 [135.64]

PBC71
Optional Cover for
PB7121 and PB7123



METRIC $\pm .13\text{mm}$
INCHES $\pm .005"$

Edison Open-Style Power Distribution Blocks Quick Reference

Edison Power Distribution Blocks Quick Reference						
Openings per pole	Type	175 amps	310 amps	380 amps	570 amps	760 amps
1 in 1 out	Open UL1059	PB101x	NO	NO	NO	NO
	Open UL1953 Listed	HPB101-x	HPB101-x	NO	NO	NO
	Finger Safe UL1953 Listed	EPDB101	EPDB301	NO	NO	NO
1 in 1 stud out	Open UL1059	NO	NO	PB401x	NO	NO
	Open UL1953 Listed	HPB10S-x	NO	NO	NO	NO
	Finger Safe UL1953 Listed	NO	NO	NO	NO	NO
2 in 2 out	Open UL1059	NO	NO	NO	NO	NO
	Open UL1953 Listed	NO	NO	NO	NO	NO
	Finger Safe UL1953 Listed	NO	NO	NO	NO	EPDB702
1 in 4 out	Open UL1059	PB104x	NO	NO	NO	NO
	Open UL1953 Listed	HPB104-x	HPB104-x	NO	NO	NO
	Finger Safe UL1953 Listed	EPDB104	NO	NO	NO	NO
1 in 6 out	Open UL1059	NO	PB306x	NO	NO	NO
	Open UL1953 Listed	HPB106-x	HPB306-x	NO	NO	NO
	Finger Safe UL1953 Listed	NO	NO	EPDB306	NO	NO
1 in 9 out	Open UL1059	NO	NO	NO	NO	NO
	Open UL1953 Listed	NO	HPB309-x	NO	NO	NO
	Finger Safe UL1953 Listed	NO	NO	NO	NO	NO
1 in 12 out	Open UL1059	NO	PB312x	NO	NO	NO
	Open UL1953 Listed	NO	HPB312-x	NO	NO	NO
	Finger Safe UL1953 Listed	NO	NO	NO	NO	NO
2 in 12 out	Open UL1059	NO	NO	NO	PB512x	PB712x
	Open UL1953 Listed	NO	NO	NO	NO	NO
	Finger Safe UL1953 Listed	NO	NO	NO	EPDB512	NO