

# DW Series Analog Inductive Proximity Sensors

## 8x8mm Rectangular Metal – Analog Output



- Compact 8mm x 8mm [0.31 in x 0.31 in] metal housing
- Axial cable or M8 quick-disconnect models
- IP67 rated
- Purchase cables separately (for quick-disconnect model)
- Lifetime warranty



### DW Series C8 Analog Inductive Proximity Selection Chart

Part Number	Price	Sensing Range	Mounting	Output	Connection	Wiring	Dimensions
<a href="#">DW-AD-509-C8-390</a>	\$169.00	0-4 mm [0-0.157 in]	Semi-flush	0-10 VDC	2m [6.5 ft] axial cable	Diagram 1	1
<a href="#">DW-AS-509-C8-390</a>	\$169.00	0-4 mm [0-0.157 in]	Semi-flush	0-10 VDC	M8 [8mm] quick-disconnect	Diagram 1	2

### DW Series C8 Analog Inductive Proximity Specifications

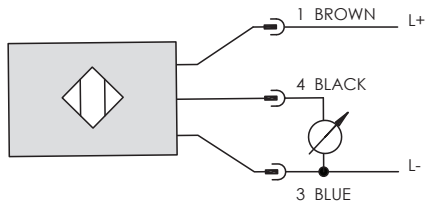
Specification	<a href="#">DW-AD-509-C8-390</a>	<a href="#">DW-AS-509-C8-390</a>
<b>Mounting Type</b>	Semi-flush	Semi-flush
<b>Nominal Distance</b>	0-4 mm [0-0.157 in]	0-4 mm [0-0.157 in]
<b>Operating Distance</b>	NA	NA
<b>Material Correction Factors</b>	See the <a href="#">Material influence table</a>	See the <a href="#">Material influence table</a>
<b>Output Type</b>	0-10 VDC	0-10 VDC
<b>Operating Voltage</b>	15-30 VDC	15-30 VDC
<b>No-load Supply Current</b>	≤ 10mA	≤ 10mA
<b>Operating (Load) Current</b>	≤ 10mA	≤ 10mA
<b>Off-state (Leakage) Current</b>	NA	NA
<b>Voltage Drop</b>	≤ 2.0 V	≤ 2.0 V
<b>Switching Frequency</b>	NA	NA
<b>Differential Travel (% of Nominal Distance)</b>	NA	NA
<b>Repeat Accuracy</b>	± 0.01 mm	± 0.01 mm
<b>Ripple</b>	≤ 20%	≤ 20%
<b>Response Time</b>	0.6 ms	0.6 ms
<b>Time Delay Before Availability (tv)</b>	≤ 50ms	≤ 50ms
<b>Reverse Polarity Protection</b>	Yes	Yes
<b>Short-Circuit Protection</b>	Yes (switch auto-resets after overload is removed)	Yes (switch auto-resets after overload is removed)
<b>Operating Temperature</b>	-25 to +70°C [-13 to 158°F]	-25 to +70°C [-13 to 158°F]
<b>Protection Degree (DIN 40050)</b>	IEC IP67	IEC IP67
<b>Indication/Switch Status</b>	NA	NA
<b>Housing Material</b>	Chrome-plated brass	Chrome-plated brass
<b>Sensing Face Material</b>	Polybutylene Terephthalate [PBT]	Polybutylene Terephthalate [PBT]
<b>Shock/Vibration</b>	IEC 60947-5-2	IEC 60947-5-2
<b>Tightening Torque</b>	4 N•m [2.95 lb•ft]	4 N•m [2.95 lb•ft]
<b>Weight (cable/M8 connector)</b>	50g [1.76 oz] / 20g [0.71 oz]	50g [1.76 oz] / 20g [0.71 oz]
<b>Connection</b>	2m [6.5 ft] axial cable	M8 [8mm] connector
<b>Agency Approvals</b>	UL file E239373	UL file E239373

To obtain the most current agency approval information, see the Agency Approval Checklist section on the specific part number's web page.

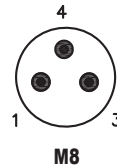
# DW Series Analog Inductive Proximity Sensors

## Wiring Diagram

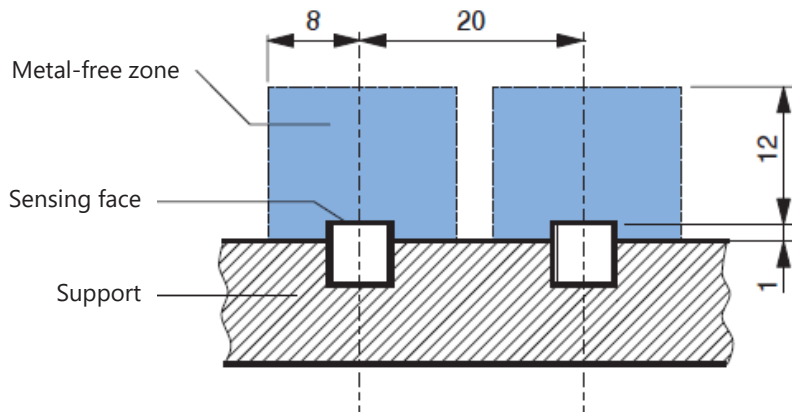
Diagram 1



Connector



## Installation



## Dimensions

mm [inches]

Figure 1

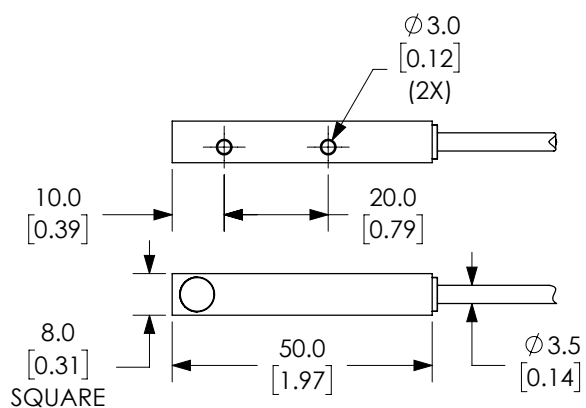


Figure 2

